



DRIVE-WAY PERMIT

Permit Number: _____

Date: _____

Applicant Name: _____

Address: _____

- Application for construction or repair:
 - Type of material (circle one) Asphalt Concrete Sealcoat
 - Type of work to be done (circle one) Drive-way Parking Area

- Description as follows: _____

- A plan of the area must be included with all the necessary dimensions included.
- Culvert installation (with flares) will be reviewed/approved by the Building Inspector.
- The Building Inspector must inspect the site prior to construction.
- The Building Inspector must inspect the site for final approval.
- This permit does not include permission to obstruct any street or alley with material or machinery during construction.

Application Approval _____

Date _____

Final Approval _____

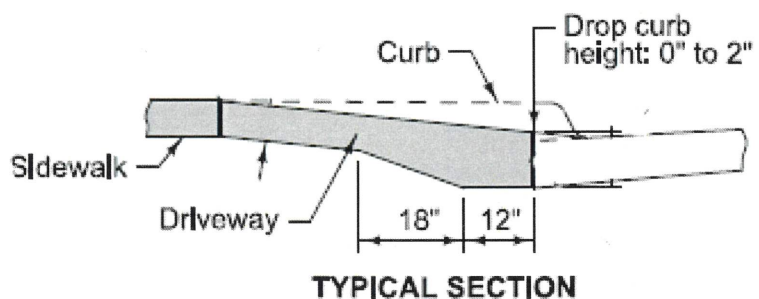
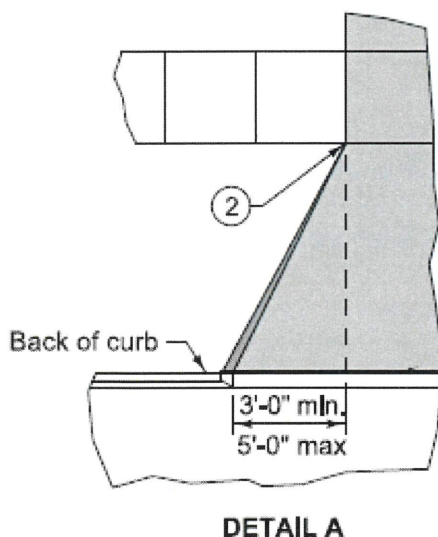
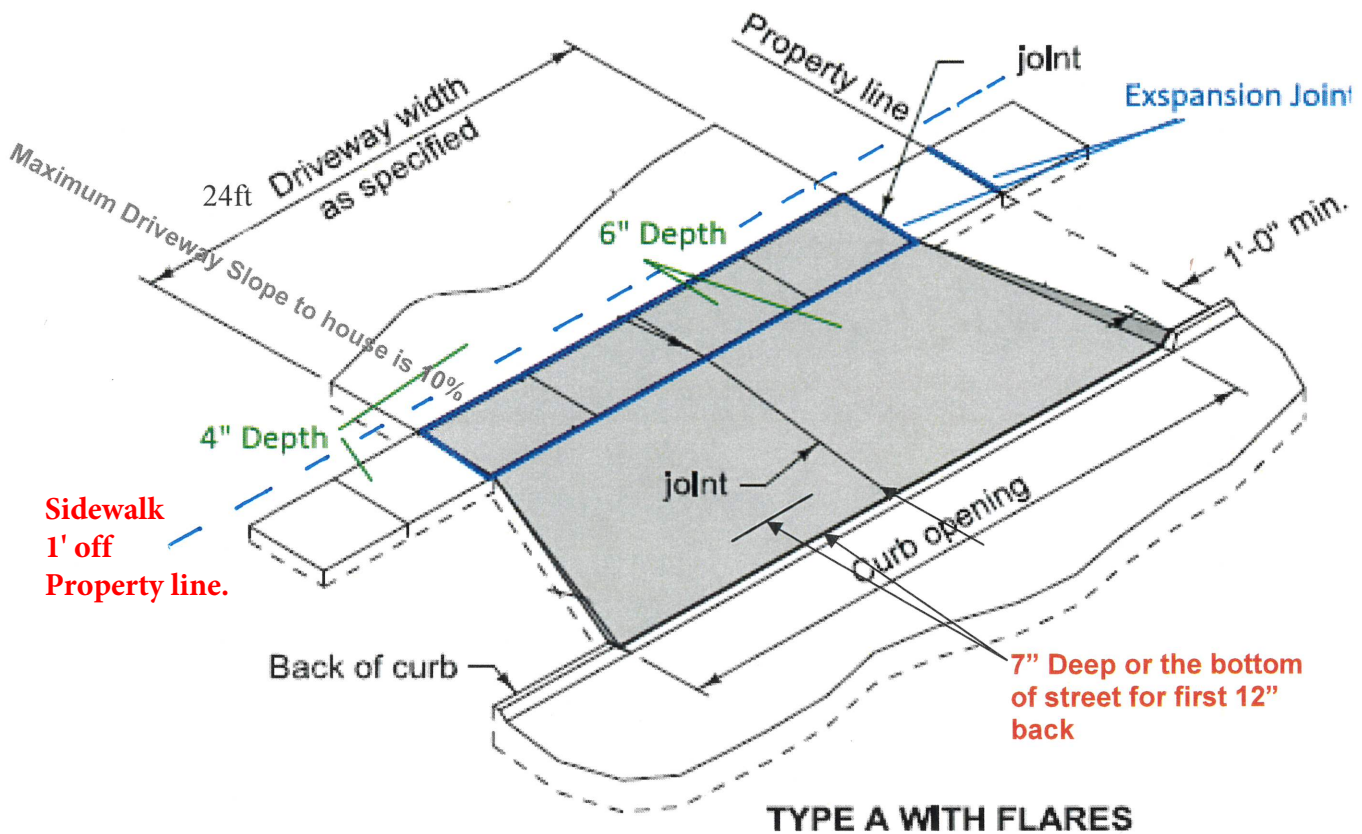
Date _____

Application Permit Fee \$50.00

Date Paid _____

Typical Residential Driveway

See SUDAS Design Manuals for more info at: www.iowasudas.org



Driveway widths on residential areas are to be no more than 24ft wide. 30ft wide only if it's a major or minor arterial street.

The flares are not included in that 24ft and shall be 3ft to 5ft wide each side. So a curb cut will be between 30-34ft wide. (SUDAS Table 5I-4.01)