



Bondurant-Farrar Community School District

Annual Report 2009-2010



Mission Statement:

“To help all children develop their talents in order that they may become productive citizens.”

300 Garfield SW, Bondurant , IA 50035

Administration

Peggy Vint	Superintendent
Becky Durand	Curriculum Director
Mike Kramer	Secondary Principal
Chad Carlson	Secondary Associate Principal
Paul Mills	Anderson Elementary Principal
Mel Hewitt	Elementary Associate Principal
Patricia Artzer	Board Secretary
Alicia Adkins	Business Manager

Facilities

Junior/Senior High School
300 Garfield Street SW
Bondurant, IA 50035
515-967-3711
7-12 Enrollment: 567

Anderson Elementary
400 Garfield Street Sw
Bondurant, IA 50035
515-967-7494
PK-6 Enrollment: 748

Total Enrollment: 1315

Our Staff

“Dedicated to Excellence”

Total number of employees (full and part-time)

<i>Teachers</i>	88	<i>Classified Staff</i>	78
Jr.Sr. High School	45	Custodial	11
Anderson Elementary	43	Food Services.....	10
		Nursing.....	2
		Paraprofessional.....	27
<i>Administration</i>	6	Transportation	20
<i>Board Secretary</i>	1	Secretarial	7
<i>Business Manager</i>	1	Technology Coordinator ..	1

VISITORS ARE WELCOME

Visitors are always welcome to view the facilities during the school day. Visitors must check in at each office for a pass.

QUESTIONS OR CONCERNS

Parents/guardians are encouraged to contact their child's teacher regarding questions or concerns.

Visit us at the web: www.bondurant.k12.ia.us

TABLE OF CONTENTS

District Data	1 - 6
Special Programs	7 - 8
Testing	9 - 13
Progress-Goals	14 - 16
Support	17
180 Days	18 - 31
Class of 2009	32

District Data

District / Board Goals

I. STUDENT ACHIEVEMENT

A. Monitor & Evaluate NCLB compliance, test scores and subgroup performance on ITBS, ITED & DIBELS.

CSIP GOALS

- 90.8% of 4th Graders Proficient in Reading
- 80.2% of 8th Graders Proficient in Math
- 85% of 11th Graders Proficient in Science

B. Midyear Reports from Alternative and Developmental Kindergarten.

Research Move of Alternative School off Campus

C. Recognize academic success and extra honors, i.e. Fine Arts, NHS, etc.

D. Appoint Student Council Rep to Board Table

E. Form a Student Achievement Subcommittee; Monthly Reports

F. Department Head Updates

G. Evaluate Pre-School Program at end of each semester

II. FACILITIES

A. Monthly Reports From Buildings and Grounds Subcommittee

B. Monitor Preparations for High School Opening

C. Prepare Short Term and Long Term Facility Needs

D. Schedule Facility Tours; Anderson, Middle School, High School, Transportation, Athletic Fields

E. District Office Future Location

F. Developing Contingency Plan for Crisis

III. FINANCE

A. Monthly Reports From Finance Subcommittee

B. Evaluate General Fund Deficit

C. Evaluate 3 Building Budgets

D. Evaluate Short and Long Term Funding for Facility Needs

E. Streamline Health Care Options

F. Assist Budgeting for School Built House

G. Set Priorities of Usage for New 1 Cent Tax Funds

H. Monitor Revenue & Expenditure, Cash Reserves, Spending Authority

I. Evaluate service contracts (copier, portables)

IV. COMMUNICATIONS

A. Report From IBB as needed

B. Review Staff Surveys

C. Have Mission and Vision Statements Visible for all Board Meetings

D. Invite Elected Officials to November Breakfast; City, County, State, and Federal

E. Expand Website, Newsletter, Use of Media

V. BOARD POLICY SERIES

A. 200 Series

B. 600 Series

C. 800 Series

D. Evaluate Open Enrollment

E. Evaluate Early Retirement

VI. BOARD GROWTH

A. Attend IASB Classes

B. Attend Yearly Convention

2009-2010 Certified Enrollment

School Year	Resident Students	Students Provided Services
2005-06	1012.7	1074.8
2006-07	1053.4	1114.6
2007-08	1121.0	1167.4
2008-09	1168.7	1212.5
2009-10	1227.0	1261.43

Open Enrollment: The Bondurant-Farrar Community School District enjoys a reputation as one of the top schools in Central Iowa. With the rapid growth of the District, the Board of Education closed all K-12 classes to new open enrollment applications due to lack of classroom space. With the construction of the new Senior High School, the Board of Education reopened a set number of open enrollment spaces for the 2010-2011 school year for students in grades 9-12.

The following Open Enrollment figures were reported to the Department of Education in 2009-2010.

District Name	Into B-F	Out of B-F
Open enrollment into B-F is closed.		
Ankeny	9	7
Baxter	1	0
Colfax-Mingo	11	0
Collins-Maxwell	8	2
Des Moines	8	5
Nevada	0	4
North Polk	5	4
Saydel	1	1
SE Polk	41	9
WDM	0	1
TOTAL	84	33

Class Enrollments

Grade Level	Class Total
ECSE/PK	6
Kindergarten	117
1st	105
2nd	100
3rd	118
4th	99
5th	101
6th	102
7th	93
8th	98
9th	85
10th	95
11th	98
12th	98
TOTAL	1315

School Board Members

Mike Adams - President
 Susan Ugulini - Vice President
 Mike McNichols
 Brad Pfaltzgraff
 Kristin Swift

Vision Statement

The Bondurant-Farrar Community School District is committed to providing:

- Optimal opportunities and sincere encouragement to students to succeed socially, emotionally, and academically.
- A safe and orderly environment where all students are comfortable and secure.
- A mutually supportive, collaborative, and productive home-school partnership.
- A curriculum to meet the needs of a diverse learning community.
- Research-based instruction designed to meet the needs of all students.
- Teaching and modeling the character qualities of trustworthiness, respect, responsibility, fairness, caring, and citizenship to students.

Educational Objectives

The Bondurant-Farrar Community School's educational program will provide opportunities for students to:

- understand the necessity and pleasure of reading from a variety of sources;
- develop the ability to use language and communicate effectively;
- use mathematical knowledge and methods to solve problems;
- use abstractions and symbols;
- apply and understand scientific knowledge and methods;
- use technology and understand its potential;
- explore various vocational areas in a career education format;
- develop an awareness of other languages and cultures;
- apply knowledge about health, nutrition, and physical activity;
- express oneself through the arts and to appreciate the artistic expressions of others;
- use logical and critical thinking skills in academic and applied situations;
- become informed decision-makers;
- recognize and use one's full potential; and,
- become a lifelong learner.

The curriculum must be responsive to changing student needs and reflect a multicultural and diverse society.

Educational Philosophy

The primary purpose of the Bondurant-Farrar Community Schools is to help all children develop their talents in order that they may become productive citizens in our democratic society. To accomplish this purpose, the school shall require the teaching of basic skills with the appropriate background information. (See Reference Code 101)

To ensure equity for all people, it is the policy of the District not to discriminate on the basis of race, gender, national origin, creed, age, sexual orientation, religion, marital status, as well as individual abilities and/or disabilities in its educational programs, activities, or employment policies as required by Title VI and Title XIII of the 1964 Civil Rights Act, Title IX of the 1972 Education Amendment, and the Federal Rehabilitation Act of 1973.

The school is dedicated to providing academic, cultural, social, vocational, and extra-curricular experiences. The school joins with the home and community in helping students develop a system of standards and specified values. The school is committed to providing quality personnel, educational programs, and facilities within the constraints of the community's ability and willingness to support financially.

The Bondurant-Farrar Community School District staff is committed to continually seek-out teaching and learning experiences that are research based, utilizing those that result in continuous educational growth for both students and staff. The school district is committed to promoting the correlates that define an "effective school," namely:

1. Students have a safe and orderly environment.
2. The school permeates a climate of high expectancy for success and that students can and will learn.
3. The school will have a clear and focused mission.
4. The school will have quality instructional leadership.
5. Students have the opportunity to learn. Time is spent on task!
6. Student's progress is monitored frequently.
7. A solid home/school relationship is in existence.

The mastery of essential skills is basic to the success of each and every graduate of the Bondurant-Farrar Community Schools as we prepare them for life.

District Data

Employee Recognition AWARDS



We would like to recognize these staff member for reaching important milestones of years service to the school district:

Mike Boyd	5
Stewart Buck	35
Bev Cue	15
Cindy Drummond	5
Becky Durand	15
Wendy Garton	5
Andrea Goes	5
Kay Gustin	5
Kyle Hammes	20
Vickie Harmon	5
Tambi Heiter	25
Cheryl Lenhart	30
Sylvia Lindsey	10
Lance Maffin	5
Dennis Manning	5
Sallyanne Preston	10
Heidi Sirdoreus	10
Melanie Tegeler	10
Deb Turk	10
Rich Waddington	10
Darin Wooters	20

CONGRATULATIONS!

Student Transportation

Miles traveled	85,870
Buses (84, 77, 65 passenger)	17
Suburbans/Vans	4
Drivers	20

Professional Development

Professional Development training takes place throughout the school year during all day inservice days. The Iowa Department of Education requires that all professional development training be research based and focus on increasing student achievement. Heartland Area Education School Improvement Consultants, teacher leaders, and administrators facilitate professional development. Professional development training topics are chosen based on needs established from a review of student achievement data and professional development survey results.

The CRISS strategies initiative completed its third year at the Jr. Sr. High. Teachers implemented CRISS lessons to teach and model strategies to help students become more independent learners. (CREating Independence through Student-owned Strategies) The use of CRISS strategies allow students to gain deeper meaning of the skills learned at school.

Anderson Elementary teachers participated in CAB Reading with a focus on the Instructional Decision Making Model (IDM). This year-long professional development provides teachers with the tools to make instructional decisions based on data.

Nutrition

Meals Served	<u>Lunches</u>	<u>Breakfast</u>
Anderson	96,982	8,757
Jr./Sr. High School	68,767	5,946
TOTAL	165,749	14,703


2009-10 Media Usage Statistics

Secondary

Jr/Sr High student use –
 an average of 200 students use the library daily
 Classroom use in the library and lab – from 40 to 60
 classes a month
 Jr/Sr High circulation – 7,747
 Jr/Sr High collection – 8,083
 Average age of a book - 1993
 Books per student – approximately 13

Elementary

Anderson class visits – approximately 1,200
 Anderson circulation – 26,401
 Anderson collection – 9,998
 Average age of a book – 1993



Early Intervention/Classroom Size Management Grades K-3

The Board of Education and administrative team strives to keep a low teacher-to-student ratio at Anderson Elementary. The State of Iowa Early Intervention enrollment target is one teacher per seventeen students (1:17) in grades K-2 for math and reading. During the 2009-10 school year, Anderson Elementary finished the school year with a ratio of one homeroom teacher per twenty-two and one half students (1:22.5). This is a slight increase from the 2008-09 school years because our total number of students increased for the K-3 grade levels. There were four hundred fifty (450) students and twenty (20) classroom teachers.

In addition to the homeroom teachers, there are three special education teachers and the School-to-Home coordinator who assist in math and reading. This past year a Title I teacher was added to the Kindergarten team to assist in reading. When these four positions are added to the mix for reading and math, the teacher-to-student ratio drops to one teacher for every eighteen students (1:18).

Certified Teaching Staff Level of Education

Level	Staff	%
BA	23	26%
BA+15	21	24%
BA+30	27	31%
MA	10	11%
MA+15	5	6%
MA+30	2	2%

Health Services

Two school nurses work five days per week dividing their time between the elementary the high school.

Duties include:

- Providing acute care for students and staff
- Managing student chronic health care needs
- Monitoring, managing and following up on communicable disease outbreaks
- Making plans for student health care
- Assisting in writing the Section 504 plans
- Performing screening procedures for vision, hearing, height and weight
- Maintaining student health records, ie. immunizations, dental, lead and vision
- Convert paper charting to electronic records
- Providing drug/alcohol testing for bus drivers
- Striving for OSHA compliance
- Preparing student/teacher information and presentations
- Coordinating staff Wellness Program
- Serving on the Family in Need Program team
- Serving on the Injury Free Coalition team
- CPR/First Aid Training for staff and coaches

2009-2010 Wellness Program Summary

The "Wellness Program" is designed to promote healthy lifestyles for all employees and their families. A variety of information, events and incentives are offered to all staff. During the school year the nurses are available for blood pressure screenings and health counseling.

The third annual fall "Kickoff" was a tailgate party held prior to the first home football game. This year's event, a hamburger and hot dog cookout was held at the Elementary playground in Bondurant, with a very large number of district employees attending.

This year flu vaccinations were available and 98 staff and family members took advantage of the opportunity to receive a flu shot at school. A free N1H1 flu clinic was held at Anderson Elementary and was open to the staff and citizens of the community. Blood screening was again offered this year, approximately 9 staff participated. Participation was down this year, due to the fact that each employee was 100% responsible for the cost of the clinics. Due to budget reductions, there was no funding available for Employee Wellness. Family members of staff can participate at their own expense also.

Cardiopulmonary resuscitation and Automated External Defibrillation training was provided for 7 staff members at a cost of \$5.00 per person. This certification is good for 2 years.

District Data

Graduation Requirements

A total of **48** semester credits are required for graduation.

Credits to Include: 8 semesters of English
6 semesters of Math
6 semesters of Science
6 semesters of Social Studies

Specific Required Courses:

English 9, 10, 11
Algebra I
Physical Science
Biology
American History
American Government
Physical Education

- **Minimum competency in math** is determined by a test given in the 10th grade. Students who do not score satisfactorily on the test are required to enroll in the Math Lab Tutoring Program as a means of developing skills in the individual areas of weaknesses.
- **Minimum competency in reading** is determined by the Iowa Test of Basic Skills, the Iowa Test of Educational Development, and the Stanford Diagnostic Reading Test. Students in the 9th grade who are not reading at a 6.9 grade level (30 percentile or lower on the ITBS) are required to enroll in the high school reading class. Students in grades 10, 11, and 12 who score below the 30th percentile (Iowa norms on the ITEDS) and who fail to meet the school's minimum reading proficiency level of 9.1 will be recommended to enroll in the Reading Lab Tutoring program.

Student Achievement Goals and Standards

Student Goal #1: All students will demonstrate in academic and applied situations a high level of mastery of essential skills (in reading and comprehension).

Student Goal #2: Students will communicate effectively both orally and in writing for a variety of purposes and audiences.

Student Goal #3: Students will be able to apply mathematical principles.

Student Goal #4: Students will be able to apply scientific principles.

Student Goal #5: Students will be able to access and use information.

Student Goal #6: Students will be self-directed learners who draw directly from their learning experiences to create a positive future vision for themselves, to prioritize options, and to develop and monitor achievable goals that support career/life role success.

Student Goal #7: Students will be collaborative workers who work effectively and use appropriate group interaction skills to be productive contributors in a variety of cultural and organizational settings.

Student Goal #8: Students will practice a healthy lifestyle.

Student Goal #9: Students will be community contributors who demonstrate responsibility for others in their families, school, work place, communities and world.

Iowa Department of Education Data

B-F Graduation Rate 95.1	State of Iowa Graduation Rate 87.2
K-8 Average Daily Attendance 97.0	State of Iowa Average Daily Attendance 95.8

This information is taken from the Iowa Department of Education website and is always a year behind.

- The District graduation rate for 2008-09 was 95.1% compared to the state graduation goal of 87.2%.
- The Anderson K-8 average daily attendance for 2008-09 was 97.0%. The state attendance rate was 95.8%.

2008 - 2009 Dropout Data:

- 9-12 graders considered dropouts equaled 1.22%
- All were male and Caucasian
- Zero special education students were dropouts

Post Graduation Intentions for 2010

Data	# of Students	% of Students
Attend a four-year private college/university	21	24%
Attend a four-year public college/university	20	22%
Attend a two-year public college/training program	38	43%
Attend a two-year private college	0	0%
Attend other post-secondary education	1	1%
Enter the military	3	4%
Start full-time employment	6	6%
Unknown	NA	NA
TOTAL NUMBER OF SENIORS:	89	100%

- All of Bondurant-Farrar students completed a four-year core program that includes four years of English/Language Arts and three or more years of mathematics, science, and social studies.
- 89% of Bondurant-Farrar students intend to pursue post-secondary education/training.
- 77.5% of students taking the ACT scored 20 or higher.

Special Education

The Special Education program, in conjunction with Heartland Area Education Agency, provided educational services for more than 129 students. Kindergarten through twelfth grade students received services in reading, written language, and math according to an individualized education plan, known as an IEP. The Early Childhood Special Education program for three to five year old children works on preschool readiness and communication skills. The Bondurant-Farrar Special Education program offers children a free and appropriate public education in the least restrictive environment.

Elementary At-Risk

Thirty-three students were seen for academic support this school year. Needs ranged from reading interventions to math skills. Some students received small group instruction and some received one-on-one tutoring.

Second grade and sixth grade students received support through the building wide reading interventions. Second grade students were seen each day for 20 minutes and sixth grade students were seen 3 days per cycle for 30 minutes. These groups were changed throughout the year, based on DIBELS (Dynamic Indicators of Basic Early Literacy Skills) benchmark testing and teacher recommendations.

The final area of academic support was for ELL (English Language Learners) students. Five students, district-wide, took the IELDA (Iowa English Language Development Assessment) test in April. The results of these tests are used to guide future instruction and are reported, annually, to the Iowa Department of Education.

Learning Center At-Risk Program

The focus of the Learning Center at the Middle School level is to monitor student work completion and follow-up on student attendance. Students receive assistance with completing assignments in a small group setting under the supervision of the Learning Center Coordinators. The 7-9 Learning Center served 40 students throughout the school year.

Title 1

Elementary students needing additional instruction in reading are provided services through Title 1 funding. Student eligibility is based on need shown through classroom work, teacher observations and assessment scores on tests such as ITBS (Iowa Tests of Basic Skills), DIBELS (Dynamic Indicators of Basic Early Literacy Skills), and APL (Assessment of Primary Literacy). Students are given instruction in small groups that meet daily. One full time teacher provided readiness support for 12 kindergarten students as well as remedial services for 58 students in grades 1 - 4 during the 2009-2010 school year. Students worked on skills in the areas of phonemic awareness, phonics, fluency, vocabulary, and comprehension.

Learning Center Academy Program

The Bondurant-Farrar Learning Center Academy Program in its third year of existence has had another successful year in allowing students the opportunity to continue their education. The BFLCP served 17 students this year helping some earn enough credits to be able to graduate on time with their class with an Alternative Program Diploma. Students work independently at their own pace on courses through the computer as well as some book generated classes. Also in the 10-12 Learning Center, students have been able to work on credit recovery courses in order to gain credits that they have lost while attending school.

Grade level break down: 10th: 3 / 11th: 6 / 12th: 9

Gender break down: Male: 12 / Female: 6

Students completing program this year: 5

Credits earned to date: 100

Waiting list is currently: 4

Credit Recovery Program at School:

Students receiving services elsewhere

DMACC students: 6

Students enrolled in credit recovery in the LC

Male: 8 / Female: 5

Grade break down

Sophomores: 1 / Juniors: 4 / Seniors: 7

Total number of courses enrolled in: 14

Students who worked before school: 1

Students who worked "in house" (in Learning Center): 10

Students who worked in study hall: 2

Safe & Drug Free Schools and Communities

The Safe and Drug Free Schools and Communities Act provides funding for our district to use toward prevention and awareness activities. In 2009-2010, Safe and Drug Free funds supported resources, curriculum, and professional development for staff. Our focus has been anti-bullying and developing a class meeting/ advisor-advisee structure to provide direct instruction and social-emotional supports to students. The buildings collect data to monitor progress in meeting goals. Office discipline referrals and results from the Iowa Youth Survey are key data points.

The Iowa Youth Survey is administered to students across Iowa. Sixth, eighth, and eleventh grade students complete a survey on beliefs, attitudes and behaviors. Parents are given the opportunity to have their students opt out of participating. Based on the data, our buildings established a goal to increase the percentage of students feeling safe at school and that peers treat each other with respect.

Percentage of Respondents who...	2005-06			2008-09		
	6th	8th	11th	6th	8th	11th
I feel safe at school	98%	72%	88%	90%	82%	82%
I feel students in my school treat each other with respect.	79%	29%	45%	72%	56%	45%

The chart above shows that the percentage of respondents who feel safe at school decreased at sixth and eleventh grade and increased at eighth grade. The percentage of respondents who feel students treat each other with respect increased in eighth grade and decreased in sixth grade and stayed the same in eleventh grade.

Special Programs

Expanding Horizons- TAG

During the 2009 -2010 school year, 30 elementary students received special services through the gifted program. These students were identified as being eligible to receive gifted education services through nomination by teachers / parents and screening which includes ITBS (Iowa Tests of Basic Skills) and SAGES-2 (Screening Assessment for Gifted Elementary and Middle School Students). Identified students participated in accelerated learning opportunities, enrichment projects, and academic competitions during their small-group classes which generally met two hours each six-day cycle. One student was taught accelerated math curriculum two years above grade-level for 45 – 60 minutes daily.

This year, students in third through fifth grades participated in whole-class sessions for one class period each week during one trimester. These sessions are for the primary purpose of identifying gifted students while providing enrichment experiences for the elementary student population. In addition, 9 kindergarten through second grade students participated in small groups for math and reading enrichment activities throughout the school year.

This year, 29 elementary students were nominated and screened for possible placement in the Expanding Horizons Program. Through multiple assessments, 18 of these students qualified for placement in the gifted program.


During the 2009-2010 school year 26 high school and middle school students participated in classes offered through the gifted program.

The students in these classes engaged in advanced coursework via the internet, took part in group discussions, academic competitions, and enrichment projects. In the middle school the identified TAG students worked one on one with the TAG coordinator to discuss issues they were dealing with as well as course options for the future. The middle school students who chose to take the course had class every other day. The high school students who chose to take the course had class every day.



Technology

The 2009-2010 school year has been a year to get things ready at the new high school. New computers were installed in the five computer labs including the media center, media center lab, business lab, yearbook-journalism lab, and the learning center. A new phone system was installed that will allow the teachers at the high school and the middle school to call each other by dialing an extension. Both schools will also have voice mail for their staff. New network equipment was installed to allow access to the network and Internet by means of both wired and wireless. New fiber was run to complete the network by hooking the new high school to the existing campus. To complete each classroom a projector is mounted to the ceiling so that the teacher can show what is on their computer to their class. The new high school also had a security camera system installed to help make sure our students are as safe as possible.



This school year we also introduced 5th and 6th grade students to a new keyboarding program. Type to Learn was purchased to put students through a more rigorous learning structure of keyboarding. This will be continued next year and expanded into the 3rd and 4th grade students.

This school year we have continued to get laptops into the hands of teachers and upgrade the computers for the secretarial staff.

Elementary Guidance

The goal of the Elementary School Guidance Program is to help students develop their talents in order that they may become productive citizens. Through instruction in guidance and counseling, the students will acquire knowledge to aid in the successful development of the whole child. We help children learn and practice important skills so that they can better handle the everyday concerns of growing up. We are here to work with parents, teachers and staff members to help students have a positive educational experience.

Elementary Guidance Counselors provide classroom guidance lessons and activities that deal with feelings, getting along with others, bullying, making decisions, self-esteem, being responsible, recognizing our strengths, exploring careers and other important topics. They also provide small group counseling as needed on a variety of topics as well as individual counseling dealing with behavioral, social, personal or academic concerns.

Students may be referred to the school guidance counselor by their teachers, their parent(s)/guardian(s), the principals and/or the school guidance counselors. Students themselves may also request to meet with the counselor by filling out one of the forms that are available in each classroom.

Iowa Tests of Basic Skills

National Percentile Ranking/National Student Norms

Grade Level	Subject	07-08	08-09	09-10
2nd	Reading	83	73	83
	Math	78	61	79
	Science	76	66	75
	Social Studies	81	63	80
3rd	Reading	75	76	67
	Math	71	71	60
	Science	78	77	69
	Social Studies	76	77	74
4th	Reading	75	76	79
	Math	76	74	79
	Science	77	75	79
	Social Studies	80	79	80
5th	Reading	71	74	71
	Math	71	73	68
	Science	78	76	74
	Social Studies	77	77	72
6th	Reading	68	60	64
	Math	71	66	65
	Science	72	71	73
	Social Studies	73	68	69
7th	Reading	54	68	61
	Math	60	69	62
	Science	65	76	75
	Social Studies	61	69	68
8th	Reading	60	58	65
	Math	67	62	67
	Science	70	72	76
	Social Studies	65	59	66

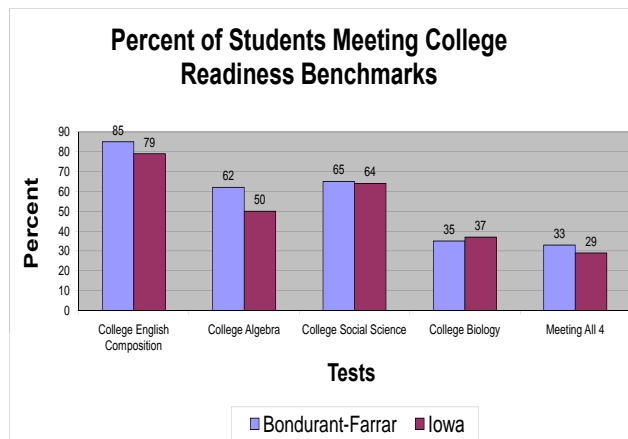
Assessment of Primary Literacy (APL)

In November of 2004, a committee of primary elementary teachers worked on developing a literacy assessment guide. The purpose in developing the literacy assessment guide is to provide teaching staff with a consistent set of testing materials and procedures. Assessments will be given at the beginning of the year, as well as, the end of each trimester. The 2005-06 school year was the first year all students in kindergarten through third grade were assessed using the APL assessments. The main concerns the committee considered were reporting grade level assessments showing student growth, finding gaps in data collection, and continued growth in the area of reading assessment. This past year teacher teams revised the APL Book. For more information parents should contact their child's classroom teacher.

Dynamic Indicators of Basic Early Literacy Skills (DIBELS)

DIBELS is a standardized test published by the Institute for the Development of Educational Achievement, University of Oregon. DIBELS measures were specifically designed to assess Phonological Awareness, Alphabetic Principle, and Fluency with Connected Text, three of the 5 Big Ideas of early literacy. The measures are linked to one another, both psychometrically and theoretically, and have been found to be predictive of later reading proficiency. All students in K through sixth grade are now assessed three times a year.

ACT Score Comparison



Iowa Test of Educational Development

National Percentile Ranking/National Student Norms

Grade Level	Subject	07-08	08-09	09-10
9 th	Reading	63	62	58
	Quantitative Thinking	68	63	64
	Science	69	69	64
	Social Studies	61	59	57
10 th	Reading	64	61	60
	Quantitative Thinking	69	58	58
	Science	68	72	64
	Social Studies	60	65	55
11 th	Reading	64	73	66
	Quantitative Thinking	66	73	64
	Science	68	79	73
	Social Studies	64	69	64

Assessment of Technology Benchmarks

8th Grade

Bondurant-Farrar C.S.D. has developed technology benchmarks. Students are assessed in eighth grade for proficiency with technology skills. Proficiency is defined as eighty percent or higher.

	# of Students	% of Students
Proficient	81	83.5
Non-proficient	16	16.5

Testing

READING TRENDS

ITBS Reading comprehension and ITED Content Area Readings

The Federal No Child Left Behind Law requires that districts report proficiency trend data in grades three through eleven.

Advanced

Students scoring far above acceptable levels of performance. We want more students to be in the category.

	3rd	4th	5th	6th	7th	8th	11th
U.S. Students (1992)	*	10.0	*	*	*	10.0	10.0
IA Students 1999-2001	*	14.2	*	*	*	13.2	17.8
Our Students 2007-2008	14.1	27.3	22.0	14.6	8.6	12.1	22.4
Our Students 2008-2009	18.4	27.4	26.0	10.3	21.9	8.7	27.6
Our Students 2009-2010	17.3	26.3	18.2	10.8	11.6	20.6	16.8

Proficient

Students scoring at least, as well as, acceptable levels of performance. We want more students to be in the category.

	3rd	4th	5th	6th	7th	8th	11th
U.S. Students (1992)	*	50.0	*	*	*	50.0	50.0
IA Students 1999-2001	*	53.6	*	*	*	56.1	57.0
Our Students 2007-2008	70.6	57.9	51.7	64.0	59.8	63.7	60.0
Our Students 2008-2009	69.4	59.6	61.4	57.7	54.2	60.4	54.3
Our Students 2009-2010	62.0	62.6	60.6	61.7	54.7	55.7	64.2

Less than Proficient

Students scoring below acceptable levels of performance. We want fewer students to be in the category.

	3rd	4th	5th	6th	7th	8th	11th
U.S. Students (1992)	*	39.9	*	*	*	39.9	39.9
IA Students 1999-2001	*	32.2	*	*	*	30.7	25.2
Our Students 2007-2008	15.2	14.8	26.4	21.4	31.7	24.2	17.6
Our Students 2008-2009	12.2	12.8	12.5	32.0	24.0	30.9	18.1
Our Students 2009-2010	20.7	11.1	21.2	27.5	33.7	23.7	18.9

SCIENCE TRENDS

ITBS & ITED science baseline (with national comparison) was established during the 2001-02 school year.

Advanced

Students scoring far above acceptable levels of performance. We want more students to be in the category.

	3rd	4th	5th	6th	7th	8th	11th
U.S. Students	*	*	*	*	*	10.0	10.0
Our Students 2007-2008	23.1	25.2	29.7	22.5	15.9	14.3	21.2
Our Students 2008-2009	20.4	19.1	17.8	19.6	27.1	12.3	41.5
Our Students 2009-2010	15.0	29.3	26.3	26.5	23.2	22.7	26.3

SCIENCE TRENDS (continued)

Proficient

Students scoring at least, as well as, acceptable levels of performance. We want more students to be in the category.

	3rd	4th	5th	6th	7th	8th	11th
U.S. Students	*	*	*	*	*	50.0	50.0
Our Students 2007-2008	70.4	64.2	61.6	61.8	63.4	75.8	57.6
Our Students 2008-2009	65.3	72.4	72.9	60.8	61.4	79.0	42.5
Our Students 2009-2010	64.2	64.6	56.5	59.8	67.4	68.1	60.0

Less than Proficient

Students scoring below acceptable levels of performance. We want fewer students to be in the category.

	3rd	4th	5th	6th	7th	8th	11th
U.S. Students	*	*	*	*	*	39.9	39.9
Our Students 2007-2008	6.6	10.6	8.8	15.7	20.7	9.9	21.2
Our Students 2008-2009	14.3	8.5	9.3	19.6	11.5	8.6	15.9
Our Students 2009-2010	20.8	6.1	17.1	13.8	9.5	9.3	13.7

MATHEMATIC TRENDS

ITBS Mathematics Total Score & ITED Quantitative Thinking.

Advanced

Students scoring far above acceptable levels of performance. We want more students to be in the category.

	3rd	4th	5th	6th	7th	8th	11th
U.S. Students	*	10.0	*	*	*	10.0	10.0
IA Students 1999-2001	*	15.6	*	*	*	16.8	26.2
Our Students 2007-2008	18.7	24.2	13.2	16.9	14.6	15.4	18.9
Our Students 2008-2009	19.4	19.2	22.9	17.5	22.9	16.0	26.6
Our Students 2009-2010	13.2	24.3	21.2	16.7	11.6	20.6	16.8

Proficient

Students scoring at least, as well as, acceptable levels of performance. We want more students to be in the category.

	3rd	4th	5th	6th	7th	8th	11th
U.S. Students	*	50.0	*	*	*	50.0	50.0
IA Students 1999-2001	*	55.8	*	*	*	56.8	53.4
Our Students 2007-2008	67.0	59.0	72.6	69.7	59.7	69.3	61.1
Our Students 2008-2009	63.3	70.2	59.4	62.9	55.2	61.7	57.4
Our Students 2009-2010	57.0	64.7	55.6	57.8	65.3	59.7	57.9

Less than Proficient

Students scoring below acceptable levels of performance. We want fewer students to be in the category.

	3rd	4th	5th	6th	7th	8th	11th
U.S. Students	*	40.0	*	*	*	40.0	40.0
IA Students 1999-2001	*	28.4	*	*	*	26.4	20.4
Our Students 2007-2008	14.3	16.9	14.3	13.4	25.6	15.4	20.0
Our Students 2008-2009	17.3	10.6	17.7	19.6	21.9	22.2	16.0
Our Students 2009-2010	29.7	11.1	23.2	25.5	23.2	19.6	25.3

Disaggregated Data

The Iowa Department of Education and No Child Left Behind requires districts to compile and disaggregate student achievement data in the following subgroups: Gender, Eligible for Free or Reduced Lunch, Special Education, Migrant and ELL (English Language Learners), and Ethnicity.

Ethnicity Breakdown	4th: Caucasian 97 Asian 1	8th: Caucasian 94 American Indian/Alaskan Native 1 Multiple Groups 2	11th: Caucasian 91 American Indian/Alaskan Native 1 Black/African American 1 Multiple Groups 2
----------------------------	-------------------------------------	---	--

Grade & Subgroup	Subject Area	2007-08			2008-09			2009-2010		
		Less Than Proficient	Proficient	Advanced	Less Than Proficient	Proficient	Advanced	Less Than Proficient	Proficient	Advanced
4th Grade										
Male	Reading	17.4	56.6	26.1	14.3	64.3	21.4	9.6	63.4	26.9
	Math	17.4	58.7	23.9	7.1	69.0	23.8	7.7	61.5	30.7
	Science	8.7	58.7	32.6	9.5	69.0	21.4	7.7	53.8	38.5
Female	R	12.2	59.2	28.6	11.5	55.8	32.7	12.8	61.7	25.6
	M	16.3	59.2	24.5	13.5	71.1	15.4	14.9	68.1	17.0
	S	12.2	69.4	18.4	7.7	75.0	17.3	4.3	76.6	19.2
Eligible for Free or Reduced Lunch	R	23.5	70.6	5.9	27.2	59.1	13.6	26.4	42.1	31.6
	M	29.4	64.7	5.9	9.1	77.3	13.6	26.3	42.1	31.6
	S	17.6	70.6	11.8	9.1	81.8	9.0	21.1	47.4	31.6
Not Eligible for Free or Reduced Lunch	R	12.8	55.1	32.0	8.3	59.7	32.0	7.5	67.6	25.0
	M	14.1	57.7	28.2	11.1	68.0	20.8	7.5	70.0	22.5
	S	9.0	62.9	28.2	8.3	69.4	22.3	2.5	68.8	28.8
Special Education	R	60.0	40.0	0.0	25.0	66.6	8.3	57.2	42.9	0.0
	M	46.7	46.7	6.7	25.0	66.7	8.3	57.1	42.9	0.0
	S	26.7	60.0	13.4	16.6	75.0	8.3	42.9	57.2	0.0
General Education	R	6.3	61.3	32.5	11.0	58.5	30.5	7.6	64.1	28.3
	M	11.3	61.3	27.6	8.0	70.8	20.7	7.6	66.3	26.1
	S	7.5	65.1	27.6	7.3	71.9	20.8	3.3	65.3	31.5
Ethnicity Caucasian	R	15.9	56.8	27.3	13.3	58.9	27.7	11.3	61.9	26.8
	M	17.0	57.9	25.0	10.0	71.1	18.9	11.3	63.9	24.8
	S	11.3	62.5	26.1	8.9	72.2	18.9	6.2	63.9	29.9

Grade & Subgroup	Subject Area	2007-08			2008-09			2009-2010		
		Less Than Proficient	Proficient	Advanced	Less Than Proficient	Proficient	Advanced	Less Than Proficient	Proficient	Advanced
8th Grade										
Male	Reading	24.4	62.2	13.4	33.3	57.8	8.9	27.1	52.1	20.9
	Math	13.3	71.8	20.0	22.2	53.4	24.5	20.9	56.2	23.0
	Science	13.3	73.3	13.4	4.4	80.0	15.6	16.7	60.5	22.9
Female	R	23.9	65.2	10.8	27.8	63.9	8.4	20.4	59.2	20.4
	M	17.4	71.8	10.9	22.2	72.3	5.6	18.4	63.3	18.4
	S	6.5	78.2	15.2	13.9	77.7	8.4	2.0	75.5	22.4
Eligible for Free or Reduced Lunch	R	50.0	50.0	0.0	60.0	40.0	0.0	35.7	50.0	14.2
	M	33.4	66.7	0.0	30.0	70.0	0.0	21.4	64.3	14.3
	S	25.0	75.0	0.0	40.0	60.0	0.0	21.4	57.1	21.4
Not Eligible for Free or Reduced Lunch	R	20.3	65.9	13.9	26.7	63.4	9.8	13.1	63.0	23.8
	M	12.7	69.7	17.7	21.1	60.6	18.3	19.3	59.1	21.7
	S	7.6	76.0	16.4	4.2	81.7	14.1	7.2	69.8	22.9
Special Education	R	87.5	12.5	0.0	88.9	11.1	0.0	92.3	7.7	0.0
	M	87.5	0.0	12.5	77.8	22.2	0.0	92.3	7.7	0.0
	S	62.5	37.5	0.0	33.3	66.6	0.0	61.5	38.5	0.0
General Education	R	18.1	68.6	13.2	23.6	66.7	9.7	13.1	63.0	23.8
	M	8.4	75.9	15.6	15.3	66.6	18.1	8.3	67.9	23.8
	S	4.8	79.5	15.6	5.6	80.5	13.9	1.2	72.6	26.1
Ethnicity Caucasian	R	23.9	63.7	12.5	28.9	61.8	9.2	23.4	56.4	20.2
	M	15.9	68.2	15.9	21.0	61.8	17.1	20.3	58.5	21.3
	S	10.2	75.0	14.8	7.9	78.9	13.2	9.6	68.1	22.4

Testing

(Disaggregated Data continued)

Grade & Subgroup	Subject Area	2007-2008			2008-2009			2009-2010		
		Less Than Proficient	Proficient	Advanced	Less Than Proficient	Proficient	Advanced	Less Than Proficient	Proficient	Advanced
11th										
Male	Reading	29.0	52.7	18.5	25.0	48.1	27.0	21.7	58.7	19.6
	Math	21.0	55.3	23.7	19.2	48.1	32.7	21.8	52.2	26.0
	Science	29.0	57.9	13.2	21.2	26.9	51.9	17.3	52.2	30.4
Female	R	8.5	65.9	25.5	9.5	61.9	28.6	16.3	58.7	19.6
	M	19.2	66.0	14.9	11.9	69.0	19.0	28.5	63.2	8.2
	S	14.9	57.5	27.7	9.6	61.9	28.6	10.2	67.3	22.4
Eligible for Free or Reduced Lunch	R	30.8	53.9	15.4	25.0	66.7	8.3	35.7	50.0	14.2
	M	38.5	53.9	7.7	25.0	50.0	25.0	41.2	53.0	5.9
	S	38.5	53.9	7.7	25.0	50.0	25.0	23.5	76.4	0.0
Not Eligible for Free or Reduced Lunch	R	15.3	61.2	23.6	17.1	52.4	30.5	21.7	56.7	21.7
	M	16.7	62.5	20.8	14.6	58.5	26.8	21.7	59.0	19.2
	S	18.1	58.3	23.6	14.6	41.5	43.9	11.6	56.4	32.1
Special Education	R	60.0	30.0	10.0	62.5	37.5	0.0	92.3	7.7	0.0
	M	70.0	20.0	10.0	87.5	12.5	0.0	68.8	25.0	6.3
	S	90.0	10.0	0.0	75.0	25.0	0.0	50.0	43.8	6.3
General Education	R	12.0	64.0	24.0	13.9	55.8	30.2	13.1	63.0	23.8
	M	13.4	66.7	20.0	9.3	61.6	29.1	16.4	64.5	19.0
	S	12.0	64.0	24.0	10.5	44.2	45.4	6.3	63.3	30.4
Ethnicity Caucasian	R	17.2	59.3	23.4	17.6	53.9	28.6	23.4	56.4	20.2
	M	17.3	63.0	19.7	15.4	57.2	27.5	24.2	58.3	17.6
	S	19.7	58.0	22.2	16.5	41.8	41.8	12.1	61.6	26.4

* Data not reported due to fewer than ten students in subgroup.
 Bondurant-Farrar C.S.D. has fewer than 10 English language learners and zero migrant students.
 Bondurant-Farrar C.S.D. has fewer than 10 students in ethnic categories other than Caucasian.



Free and Reduced Lunch Eligibility Comparisons for Proficiency

% Receiving Free or Reduced Lunch				% NOT Eligible for Free or Reduced Lunch			
Grade	Reading	Math	Science	Grade	Reading	Math	Science
3rd	54.8	51.6	63.3	3rd	87.8	76.5	84.4
4th	73.7	73.7	79.0	4th	92.6	92.5	97.6
5th	35.3	68.0	76.0	5th	87.9	79.8	85.1
6th	56.5	52.1	69.4	6th	77.2	80.9	91.1
7th	47.0	58.9	70.6	7th	70.5	80.8	94.8
8th	64.2	78.6	78.5	8th	78.4	80.8	92.7
11th	53.0	31.3	76.4	11th	87.2	83.5	88.5

- Overall the percentage of students proficient in reading, math, and science in grades three through eight and eleven who were eligible for free or reduced lunch was lower than the percentage of students proficient in reading, math, and science in grades three through eight and eleven who were not eligible for free or reduced lunch.

Special Education Comparisons for Proficiency

% With An IEP (Special Education Students)				% Without An IEP (General Education Students)			
Grade	Reading	Math	Science	Grade	Reading	Math	Science
3rd	37.6	37.6	43.9	3rd	85.7	75.3	84.6
4th	42.9	42.9	57.2	4th	92.4	92.4	96.8
5th	35.3	47.1	58.9	5th	87.9	83.0	87.8
6th	29.4	35.3	70.6	6th	81.2	82.3	89.3
7th	30.8	23.1	76.9	7th	72.0	85.4	92.7
8th	7.7	7.7	38.5	8th	86.8	91.7	98.7
11th	25.0	31.3	50.1	11th	92.4	83.5	93.7

- Overall fewer special education students in grades three through eight and eleven were proficient in reading, math, and science as compared to non special education students in grades three through eight and eleven.

ITBS/ITED Standard Error of Measure

A standard error of measurement (SEM) is an estimate of possible error associated with an individual student's test score. The SEM can be described as a band of error. A test score is an estimate of a student's true test performance; however, when the SEM is applied, it indicates that a reasonable chance exists that the student's true score may be slightly higher or slightly lower than what is reported. For the Iowa Test of Basic Skills (ITBS) and Iowa Test of Educational Development (ITED), the SEM's are presented in ranges, indicating where the student's true score would likely fall (see table below).

	Reading Comprehension			Mathematics		
	Grade 4	Grade 8	Grade 11	Grade 4	Grade 8	Grade 11
41 st Percentile (Fall Testing)	27-55	31-51	28-56	26-58	26-55	28-56
41 st Percentile (Mid-year Testing)	27-53	31-51	30-53	26-56	27-55	27-55
41 st Percentile (Spring Testing)	30-53	31-51	30-53	28-56	28-54	26-55
90 th Percentile (Fall Testing)	81-96	82-95	83-94	80-96	81-96	83-94
90 th Percentile (Mid-year Testing)	81-96	84-95	83-94	79-97	82-95	83-91
90 th Percentile (Spring Testing)	80-95	83-95	84-94	79-97	83-96	83-95

Science Goal:

Our goal for 11th grade students was 84%. We did meet this goal. 86.3% of our students were proficient or advanced.

Continuing Action:

During the 2009-2010 school year, the science department completed their attendance at a series of workshops designed to help implement inquiry-based science (capacity building in science, or CAB Science). This has given our staff training in inquiry-based strategies for students.

Progress - District Goals

ITBS - ITED Participation

Percentage of subgroups students enrolled who participated in and are represented in the data for the ITBS, ITED assessment (Reading, Math and Science)

Subgroup	Grade Level						
	3rd	4th	5th	6th	7th	8th	11th
Males	100	100	100	100	100	100	100
Females	100	100	100	100	100	100	100
Low Socioeconomic	100	100	100	100	100	100	100
Special Education (students with IEPs)	100	100	100	100	100	100	100
Migrant	NA	NA	NA	NA	NA	NA	NA
English Language Learner	100	NA	NA	NA	100	NA	NA
White (not of Hispanic origin)	100	100	100	100	100	100	100
African American/Black	100	NA	NA	NA	100	NA	100
Hispanic/Latino	100	100	100	100	100	100	NA
American Indian / Alaskan Native	NA	NA	NA	NA	NA	100	100
Hawaiian / Pacific Islander	NA	NA	NA	NA	NA	NA	NA
Multiple Groups	100	NA	100	100	100	100	100
Asian	NA	100	100	100	NA	NA	NA

NA= No students in this group

2009-2010 Local Student Achievement Data

Compared with State and Nation Percentage of Students Proficient

ITBS	Grade 4	Reading Comprehension	Math Total	Science
Bondurant-Farrar		88.9	89.0	93.9
Iowa		78.5	80.1	NA
U.S.		60.0	60.0	60.0

ITBS	Grade 8	Reading Comprehension	Math Total	Science
Bondurant-Farrar		76.3	80.3	90.8
Iowa		73.7	76.5	NA
U.S.		60.0	60.0	60.0

ITBS	Grade 11	Reading Comprehension	Math Concepts & Problem Solving	Science
Bondurant-Farrar		81.0	74.7	86.3
Iowa		78.9	78.2	NA
U.S.		60.0	60.0	60.0

Bondurant-Farrar...

Fourth graders perform better than 4th grade students in the state and nation in reading and math.

Eighth graders perform better than 8th grade students in the state and nation in reading and math.

Eleventh graders perform better than 11th grade students in the state and nation in reading and math.

NA - State science comparison not available.

District Level Long Range Goals

No Child Left Behind Legislation has set the goal that all children will be proficient in reading, math and science by the school year 2013-2014. The Iowa Department of Education has established that ITBS (Iowa Tests of Basic Skills) and ITED (Iowa Tests of Educational Development) will be used to demonstrate proficiency. Students attending B-F school for a full academic year are included in these scores.

Goals / AYP (Adequate Yearly Progress) Percentage of Students Proficient in Reading, Math and Science

District Level Long Range Goals

Reading All students will achieve at high levels of proficiency in reading

Math All students will achieve at high levels of proficiency in math.

Science All students will achieve at high levels of proficiency in science.

Progress on 2009-2010 Goals

Reading

In 2009-10, 90.8% of 4th graders will be proficient or above in reading.

- 88.9% of 4th graders were proficient. We did not meet our goal.

Math

In 2009-10, 80.2% of 8th graders will be proficient or above in math.

- 80.3% of 8th graders were proficient. We did meet our goal

Science

In 2009-10, 85.% of 11th graders will be proficient or above in science.

- 86.3% of our 11th graders were proficient. We did meet our goal.

2010 – 2011 Goals

Reading

In 2010-11, 78% of 8th graders will be proficient or above in reading.

Math

In 2010-11, 90% of 4th graders will be proficient or above in math.

Science

In 2010-11, 87% of 11th graders will be proficient or above in science.

Progress - *District Goals*

District-Developed Test / 2nd Assessment

Grade	Proficiency Level	Reading	Math	Science
Kind.	Less than Proficient	1.7	4.2	NA
	Proficient	10.9	8.3	NA
	Advanced	87.4	87.5	NA
1st	Less than Proficient	3.8	83.0	3.8
	Proficient	11.3	15.1	38.7
	Advanced	84.9	83.0	57.5
2nd	Less than Proficient	0.0	2.0	1.0
	Proficient	4.0	14.7	20.6
	Advanced	96.0	83.3	78.4
3rd	Less than Proficient	6.5	8.9	22.8
	Proficient	60.2	36.6	56.9
	Advanced	33.3	54.5	20.3
4th	Less than Proficient	15.0	15.0	15.0
	Proficient	71.0	44.0	61.0
	Advanced	14.0	41.0	24.0
5th	Less than Proficient	6.9	6.9	8.8
	Proficient	34.3	22.5	40.2
	Advanced	58.8	70.6	51.0

Grade	Proficiency Level	Reading	Math	Science
6 th	Less than Proficient	17.6	35.0	11.8
	Proficient	54.9	46.6	46.1
	Advanced	27.5	18.4	42.2
7 th	Less than Proficient	34.7	64.2	50.5
	Proficient	48.4	27.4	43.2
	Advanced	16.8	8.4	6.3
8 th	Less than Proficient	10.2	33.3	25.3
	Proficient	32.7	49.5	56.6
	Advanced	57.1	16.2	18.2
9 th	Less than Proficient	48.2	38.4	55.3
	Proficient	47.1	50.0	37.6
	Advanced	4.7	11.6	7.1
10 th	Less than Proficient	15.3	38.8	35.7
	Proficient	38.8	43.9	44.9
	Advanced	45.9	17.3	19.4
11 th	Less than Proficient	21.9	34.4	68.4
	Proficient	40.6	43.8	30.5
	Advanced	37.5	21.9	1.1

Bondurant-Farrar developed grade/content level tests to assess our district's standards and benchmarks. After piloting the assessments, we worked with Heartland AEA to ensure technical adequacy of our assessments. Our goal was to align our assessment with the standards, benchmarks, and curriculum taught. Students in kindergarten through eleventh grade were assessed in reading, math, and science. Scores were divided into the categories of less than proficient, proficient, and advanced.

- Less than proficient – Students scoring below acceptable levels of performance. We want fewer students in this category.
- Proficient – Students scoring at least, as well as, acceptable levels of performance. We want more students in this category.
- Advanced - Students scoring far above acceptable levels of performance. We want more students to be in this category.

Scores reflect the percentage of students scoring at each proficiency level.

No Child Left Behind Update

The Federal law known as No Child Left Behind (NCLB) impacts every public school in the nation. This law establishes a number of goals that must be reached by the 2013-14 school year along with targets for annual yearly progress (AYP) for every school. NCLB goals include:

- All students are proficient in reading, math and science
- All students graduate from high school
- All students educated in safe learning environments
- All students taught by highly qualified teachers

The Iowa Department of Education established the following guidelines to meet NCLB:

- Iowa Tests of Basic Skills (ITBS) and Iowa Tests of Educational Development (ITED) are the standardized tests used to measure academic achievement.
- Students scoring above the 40th percentile using national student norms are considered proficient.
- Student scores must be reported for grades four, eight, and eleven. Beginning with the school year 2005-2006, scores must be reported for students in grades three through eight and grade eleven.
- Schools and districts must meet yearly goals as they progress toward 100% proficient by 2013-14.
- NCLB requires that 95% of all students at each reported grade level be tested or the school is considered to have failed to meet the annual goal.

Bondurant-Farrar is working toward meeting the goals established by NCLB. Each building has established goals and action plans to help us meet NCLB.

Progress - *Elementary & Secondary Goals*

Annual Yearly Progress – Elementary

Goal Setting
2009-2010 School Year

Annual Goal

Our Annual Goal will continue to be that we meet the Annual Yearly Progress for the required testing in the content areas of Reading, Math, and Science. In order to meet our goals we will need to improve the scores of third, fourth, and fifth grade students in general and special education in the area of Reading Comprehension. This will help scores across the board.

In the area of math our special education students in grades 3-6 did not meet AYP. It will be the goal of general and special education teachers to identify students in these grades, from the Math Total of the ITBS, for math interventions. This will be a collaborative effort of all staff in grades 3-6, including Guidance, At-Risk, and the Related Arts programs. Our specific target will be students who scored between the 37th and 40th percentile on the Math Total. The goal will be to move a minimum of one student per grade level from non-proficient to proficient.

Professional Development Target(s)

When looking at the data for this coming year it was important to bring professional development to the staff that will further enhance their abilities to analyze data and determine teaching strategies to assist students who fall into one of the subgroups that we feel needs improvement or didn't meet the goals of the AYP. We know that special education students 3-5 didn't fare as well as others in their grades, particularly in math. However, we did find other students with services who were struggling. Those students will be part of our focus this year as well.

Our Professional Development Plan this year is to continue past practices of literacy training as well as introducing the staff to the process and procedure of Instructional Decision Making (IDM). Teachers will assist trainers during district professional development days. Additionally, the kindergarten and first grade teams will be working with Becky Hinze and Susan Ward during Content Area Capacity Building (CAB).

This is the second year of our building wide Instructional Decision Making (IDM) practices. Days have been set aside for collecting and disseminating data at grade levels that will allow teams, along with their interventionists, to determine instructional strategies. Each grade level team receives two hours of collaboration time with AEA support to complete this assignment and formulate their plans. Six dates over the course of the year have been established.

Annual Yearly Progress – Secondary

During the 2009-2010 School Year, the secondary staff worked on the 3rd year of CRISS principles. During the course of the year, faculty were able to focus on two areas of the CRISS (Creating Independence through Student-Owned Strategies) framework, and collaboratively work to improve teaching and learning strategies. This work will continue into the 2010-2011 school year and we will begin the process of how the learning over the past three years will work to support implementation of the Iowa Core curriculum.

Our Science teachers completed the 3rd year of Capacity Building (CAB Science) training, designed to help instructors incorporate more inquiry-based science and technology into their curriculum, thus supporting implementation of the Iowa Core curriculum.

A team of secondary staff also spent time in AEA training on the beginning of the process of implementing Instructional Decision Making (IDM) at the secondary level. This introduction to the whole staff, along with continued work with CRISS, the Iowa Core, and ITBS/ITED data analysis will be the focus of Professional Learning Communities for the coming school year.

Support

Blue Jay Athletic Booster Club

This past year the Athletic Booster Club has been very active in raising funds to purchase equipment for the new high school. The Booster Club donated significant funds to outfit the new weight room and the wrestling room. The Booster Club also provides funds for new and replacement uniforms, and offsetting the cost of the end of season sports banquets.

A big thank you to the many volunteers who have allowed for so much to be done. The majority of the parents who have children participating in activities volunteer their time to help in the concession stands. We couldn't provide the support we do without their help. We also need to thank the area businesses who support individual sports with their donations, as well as those who give use of equipment and professional services to fix problem areas and make improvements.


In the upcoming year the Booster Club will continue to raise funds to improve the athletic programs and facilities where ever possible. We are looking for ways to increase our parent membership and are in the process of developing a corporate membership.

The Athletic Booster Club meetings are held at 6:00 p.m. in the high school conference room on the second Tuesday of every month. Everyone and their ideas are welcome.

2009-2010 Officers
Rick Fry - President
Jon Snyder - Vice President
Kim Snyder - Secretary
Misty Vance - Treasurer
Annette Belhe and Jen McIntosh - Concessions
Scott Atzen - Membership

Anderson Elementary PTO

The Parent Teacher Organization is an elementary school support group that provides classroom assistance and sponsors assemblies, speakers, and other programs throughout the school year. In addition, the PTO also hosts Family Fun Night and the Scholastic Book Fair. They provide meals for staff at Parent/Teacher Conferences and Open House. During the 2009-10 school year, and in years past, the PTO sponsored one field trip per grade level including the admission fees when necessary. This is an exceptional effort because transportation alone can cost upwards of five hundred dollars. Also, this year the PTO brought the IMAX theatre to Anderson Elementary and more than four hundred students were able to go inside the dome for educational programs selected by the grade level teams. This was a real treat for the students and teachers were able to participate. The PTO is a wonderful organization doing many great things for students and staff at Anderson Elementary.



Fine Arts Booster Club

The Fine Art Boosters is open to all who want to keep the arts strong and vital in our school systems. We support all the fine arts areas including Drama, Speech, Chorus, Band, and Art.

2009-2010 Officers and Department Reps

Melody Bruns and LuRae Crawford – Co-Chairs
Sondra Feldstein – Treasurer
Anne Stokely – Secretary
Nora Demers and Lisa Hostler – Band
Anne Stokely – Chorus
Teri Bishop – Art
Deb Turk and Susan Anderson – Drama & Speech

Fundraisers: Specific Fundraising Activities for the year to support all Fine Arts areas:

- Adventureland Volunteers
- Magazine sales

Specific Band uniform and equipment fundraisers:

- Cleaning Hilton Auditorium
- Sugar Shack Night
- Fruit/Cheese Sale
- Umbrella Sales
- Pizza Ranch
- Leaf and Yard clean up
- Donation Letter - Brass, Bronze and Silver Levels of support

Expenditures: Activities Fine Arts supported through fundraising in 09/10:

- Senior awards
- Two - \$250 Fine Art scholarships
- Judges fees and prizes
- Pizza party and gift cards for Fall Play
- T-shirts for Fall Play
- Chorus field trip
- Contributed \$500 toward costume rentals for musical
- Paid \$140 towards junior high chorus field trip
- Paid \$1,186 for new lap top for Speech
- Treats for students for six different speech contests
- All-State Speech photos
- Goodie bags for band and chorus students for small group contest
- Support for new lighting for stage - \$2,000 in 2009, and an additional \$2,700 in 2010
- Music for the band program
- Food for the band picnic at the end of band camp in August
- Fine Arts Banquet food

Scholarship Foundation

The Bondurant-Farrar Scholarship Foundation was formed to help our students realize their dreams of attending a post-secondary institution.

A great majority of Bondurant-Farrar students go on to vocational school or college. Applications are made available to students in the spring of their senior year to apply for this scholarship assistance. 30 students in the Class of 2010 each received a \$100 scholarship to utilize toward their college expenses.

180 Days - Elementary

Student Recognition

Principal's Recognitions

Attendance Awards (K-6)

Presidential Achievement Awards (Grade 6) (Gold and Silver)

Silver Award Recipients:

Daylene Iverson
Abbey Burris
Payton Duit
Abby Hale
Jonathan Handley
Haley Jontz
Junter Jontz
Dawson Lester
Carrie Norton
Richard Onofre
Dylon Storey

Gold Award Recipients continued:

Mackenzie Clayton
Cassie Day
Jenson Duffy
Matthew Eckert
Simona Flores
Erin Handley
Daniel Hellstern
Logan Hohenshell
Elizabeth Johnson
Matthew Klapp
Meghan Lamb
Austin McIntyre
Jessica Noonan
Ashlee Osier
Brittany Price
Lindsey Ross
Savannah Schultz
Nick Swift
Harrison Vermie
Tracie Webb
Jacob Yatchak
Joseph Yeager

Gold Award Recipients:

Megan Bailey
Blake Beck
Brynn Beresford
Casey Boatwright
Emily A. Campbell
Jarrid Clark

Classroom Recognitions

Bondurant's Best (Behavior Awards), K-3 Superstars, Big Cheese,

Birthday King/Queen for the Day, DARE Graduation (Grade 6)

Math, Social Studies, Science awards for maintaining high scores over the year.

National Science Olympiad, National Social Studies Olympiad, National Language Arts Olympiad and National Mathematics League Competition Award winners, National Math Fax Competition (Expanding Horizons)

Counselor Recognitions

Student of the Month Awards, K-3

Three students per class per month for Respect, Responsibility and Citizenship, 4-6

One student per class per month with a combination of all three criteria from above.

Physical Education Recognition

Jump Rope for Heart Award

Pre-Kindergarten Readiness Clinic

Any child who turned five by September 15 was invited to attend the Bondurant-Farrar Pre-Kindergarten Readiness Clinic. Parents pre-registered their students and a parent night was held in April when the staff explained to parents what would take place during the three-day clinic. The clinic was held May 24-26.

The entire group of students was divided into two groups, one morning class and one afternoon class. The present teaching staff worked cooperatively with these children throughout the clinic. Children who would normally come to school on a school bus rode a bus during the clinic. They were transported to and from school for either the morning or the afternoon session. Teachers spent a great deal of time observing students over the course of the three days. On Friday of that week the teachers collaborated with each other to determine which students would be invited to the Developmental Kindergarten classroom.

An informal conference time was scheduled the following week for those parents who wanted more information about the results of the pre-kindergarten clinic.

This program has allowed teachers and administrators to build class lists for the coming school year based on student performance during the clinic.

Perfect Attendance

Grades PK-3

Qualifies with no marks on attendance

Gr	Name	Gr	Name
K	Toby Berggren	2	Nathan Anderson
K	Brett Beukema	2	Trevor Davidson
K	Kyra Hanrahan	2	Kendra McDaniel
K	Carter Hauschildt	2	Mara Moeller
K	Jacob Seitzer	2	Jordan Palmer
1	Addison Ehlers	2	Kaylee Seitzer
1	Katie Fogarty	3	Ashleigh Drake
1	Jackson Hill	3	Dakota Harris
1	Matthew Myers	3	Sean Shipler
1	Michelle Myers	3	Riley Standing

Outstanding Attendance

Grades PK-3

Qualifies with no more than two marks on attendance

Gr	Name	Gr	Name
K	Aubrey Levenhagen	2	Blaine Adams
K	Kaden Miller	2	Lacey Beck
K	Kinnick O'Brecht	2	Zachary Clifford
K	Brady Wagoner	2	Karlie Hartman
1	Emily Fallner	2	Aiden Lewis
1	Jacob Gibney	2	Mason Murphy
1	Gabe O'Brien	2	Lauren Shinolge
1	Shane Paige	3	Andrew Beeman
1	Grace Werner	3	Lindsey Jackson
		3	Jedda O'Rourke
		3	Madalynn Vance

Perfect Attendance

Grades 4-6

Qualifies with no marks on attendance

Gr	Name	Gr	Name
4	Tanner Bedier	5	Amanda Demers
4	Carson Beresford	5	Lydia Shinogle
4	Zach Dewey	6	Abbey Burris
4	Isaac McCleary	6	Anna Fogarty
4	Zackary McDaniel		
4	Ben Riemersma		
4	Gregory Schoening		

Outstanding Attendance

Grades 4-6

Qualifies with no more than two marks on attendance

Gr	Name	Gr	Name
4	Madison Briggs	5	Kallin Paige
4	Shawn Glaser	5	Sydney Purcell
4	Dylan Higgins	5	Haylee Stoltz
4	Autumn Peacock	6	Blake Beck
4	Ashton Puckett	6	Casey Boatwright
5	Anna Feldstein	6	Carrie Norton
5	Tyler Flannery	6	Ryan Rose
5	Jesse Foley	6	Cole Schlenker
5	Makale Laven	6	Joseph Yeager
5	Mastthew Lorenzen		

Elementary Art Department

This is the tenth year for the elementary art program at Anderson Elementary. This was the fourth year for K-4 students attending art at Anderson, while Mrs. Jennie Juhl taught 5th and 6th grade art at the high school.

Again, the schedules for elementary art classes changed this year due to an increase in student population. Fourth, third, and second graders all had art for 35 minutes on a 3 day rotation, while the first graders and kindergarten students attended art for 30 minutes on that same rotation.

The elementary art program focuses not only on the production/process and the design elements/principals of art; but also, the idea that art is about real-life feelings, experiences, beliefs, and attitudes. Effort is placed on art history as well as art in the contemporary society. The students experience project-based tasks and cooperative learning situations along with a variety of grouping strategies.

Mrs. Lori Sogge started the year off in August teaching elementary art at Anderson while Mrs. Reyerson was on maternity leave. Students were excited to have her until October when Mrs. Reyerson returned.

Two high school art mentors were able to split their time and help out in the art room at Anderson. Bradi Donahoe, a junior, and Justine Johnson, a freshman, dedicated their extra time to helping out with displays, projects, etc.



To finish out the year, the 5th annual K-12 Bondurant Art Show was held at the Ankeny Art Center in March. The show was a success and an Open House was held to honor the participants.

K – 4 Physical Education

The new game for this year was called Smuggler's Jewels. It had four teams competing against each other to steal their opponent's jewels, but protect theirs. Students participated in two programs this year: Pepsi Cola's Punt, Pass, and Kick and also Jump Rope for Heart. Students raised over \$4800 in Jump Rope for Heart. \$200 was used to purchase PE equipment. Major units of study were tumbling, bowling, Frisbees, cup stacking, and playing hard.

Anderson Elementary Library

The Anderson Library celebrated a Year of Fantasy during the 2009-2010 school year. The library shared and promoted titles of fantasy such as fairy tales and trickster tales, folktales and tall tales. We had a magic carpet, played games that dealt with the genre of fantasy and even had a fantasy writing contest where everyone came out a winner in one way or another. It was a fun year and a great celebration. Hopefully we have promoted this genre enough that students will enjoy and appreciate fantasy for years to come!



We started the year with a beautiful selection of new books from the We the People "Picturing America" Bookshelf project through the National Endowment for the Humanities and the American Library Association. These titles promoted America and our cultural heritage and included some titles in both English and Spanish.

Anderson Library also got quite a boost from the PTO with Box Top monies going towards new books for the library, not only in January but throughout the spring! This was an amazing plus as we were able to replace and add new titles to a library that was changing from a preK – 6th grade library to a preK-4th grade facility. We are also adding a new set of encyclopedias written specifically for younger students.

Anderson Class visits – approx. 1,200
Anderson Circulation – 26,401 (up from last year)
Anderson Collection – 9,998
Average age of a book in the library - 1993



180 Days - *Elementary*

E2T2 At Anderson Elementary

E2T2 stands for Enhancing Education Through Technology. Bondurant-Farrar began its involvement in this program during the 2003-04 school year, including grades 5-12. Beginning in the fall of 2005, the third and fourth grades were also added to the program, developing a separate math team with a more elementary approach. Funding for E2T2 started in 2003, with Heartland's first E2T2 consortium focused on a three-year professional development model. The mission of E2T2 has encouraged teachers to adopt a standards-based approach to learning and teaching mathematics through strategies, technology, and professional development to increase student achievement. Some of these strategies include daily routines such as mental math, daily math review, worthwhile tasks, questioning, and weekly graphing.

Beginning in the fall of 2010 a team of teachers and the principal will continue the exploration of math concepts, instructional practice, and assessments by joining a program sponsored by Heartland AEA. This new program is called 'Every Student Counts' and will focus on the big ideas associated with learning math and higher level thinking schools associated with math. This five member team will go to four trainings during the course of the school year and then be responsible for leading the Anderson staff through the same training on Monday afternoons in the Professional Learning Communities (PLCs). The new Every Student Counts will support the E2T2 programming from the past four years.

Education Foundation

The Bondurant-Farrar Education Foundation is an independent, non-profit organization dedicated to supporting high quality programs, activities, and facilities for our students. The Foundation partners with the Bondurant-Farrar Community School District to create opportunities for alumni, friends, and the community to support and enhance educational excellence. The Foundation is a 501(c) (3) organization that offers tax benefits to donors such as alumni, individuals and businesses interested in tax-deductible donations.

Since its establishment in 2008, the Bondurant-Farrar Education Foundation has made a positive impact for our schools. Nearly \$10,000 has been raised to directly support the Bondurant-Farrar School District budget. Over \$6,000 has been raised for the school libraries through the 2009 fall murder mystery dinner, in conjunction with a matching grant from Modern Woodmen of America. It has secured grants of \$6,000 through the Polk County Betterment Grant program. The foundation raised over \$400 with the Kiss the Pig fundraiser. It helped 35 local families adopt books for the school libraries and secured the donation of four new laptops by EMC Insurance Companies. The Education Foundation's president is Kami Oleson.

The happiness of your
life depends on the quality
of your thoughts.

Elementary K – 4th Music Department and 5th – 6th Grade Band

Students participated in Music class once every 3 days for 30 – 35 minutes each. The Elementary Music Program enjoyed a second year of adding "Rhythmic Movement" to every class time. Students participated in the first year of "Mallet Madness". Mallet percussion skills were developed. Musical learning took place in the concept areas of beat, rhythm, melody, harmony, form, and expressive qualities. Songs, poems, chants and children's literature were incorporated into each lesson. Music classes are filled with hands-on activities centered around our district's goals, national standards, and Iowa teaching standards. Performances for the year started with a 1st Grade November concert: "A Thanksgiving Celebration" which was a collaboration with the 1st Grade team. 3rd Grade had to wait two weeks longer to perform their "Winter's in the Air" because winter weather was definitely in the air! The 3rd Graders also were able to perform their concert for the Senior Citizen Holiday Dinner. The students in 4th Grade performed a concert filled with Patriotic and American folk songs called: "Americans We!" This was another collaboration with the 4th Grade Social Studies staff. The Kindergarten performed their first concert: "In Like a Lion!" which was full of very entertaining animal songs! "We're Making Music!" was the 2nd Grade performance which included a study of the evolution of American pop music styles. The 5th and 6th Grade Bands performed in December and April Concerts: "Band Rocks!" They ended the spring concert with two combined band pieces. Thirteen 6th Grade students were selected to perform in the second annual Conference Honor Band in April with a guest conductor. The 65-piece band had their day of rehearsals end with a concert for their families. The band department ended the year with sections of each band giving mini-concerts in many homerooms around the school building.



5 - 8 Vocal Music

This has been a busy and wonderful year in the 5-8 Vocal Music program! Both concerts for the 5th and 6th grade were combined in a joint effort. The first combined concert was December 15th and was a musical entitled "On the Radio" which took the audience on a journey through history exploring the how music reflected different time periods. Their second concert was March 2nd and explored the genre of musical theater with songs from the musical "Newsies" and several other musicals. Thank you so much to all of the performers and teachers for your efforts in making these performances a success!

In addition to concerts the 5th Grade spent the year studying music from around the world, working with rhythm instruments and had a recorder unit. The 6th Grade Vocal program in addition to the study of music from a variety of cultures continued their study of choral music.

The Junior High Choir continued to work on 3 part harmony using a variety of styles of music. They sang in Latin as well as English. They explored musical styles from contemporary through classical as well as several other genres. Their first performance was November 17th at their fall concert, in which they sang traditional concert literature as well as seasonal pieces. Their next performance date was their winter tour in December during which they sang holiday tunes as well as traditional concert literature. They performed at 4 locations, Courtyard Estates, the Kaleidoscope Mall downtown, the Des Moines International Airport and Merle Hay Mall. It was a wonderful tour and we had a lot of fun doing it! Their spring concert took place on April 13th where they performed their concert repertoire including traditional concert tunes such as a very challenging Latin piece entitled "Laus Deo!", "Hope is a hidden star" and several others. Thanks to everyone for all of the hard work and effort that was put in to the concerts this year, as well as Mr. Kitchen for being such a fantastic sub while Mrs. Preston was on maternity leave. Thanks also to all of the Junior High Choir members for a fantastic year as well as to the administration, the parents and the Fine Arts boosters for their support!

Student Ambassador Program:

The Student Ambassador Program offers the opportunity for new students to be welcomed into the Bondurant-Farrar School District in a positive way. New students and current students fill out a profile and then advisors/counselors match students with common interests to offer a welcoming environment during the transition to our school, and also offering a possible friend connection. To be selected to be a Student Ambassador, current students must be in good standing with the school and community. Students are given guidance on how to interact and greet new students and support a more smooth transition for the new student.

Student Ambassadors are recognized by a "B-F Star" dog-tag, so new students can identify Ambassadors as they become acclimated to our school. This is another way for students to become involved in community service, and demonstrate good character

High School Vocal Music

The "All-State Process" marks the beginning of the school year for vocal students at Bondurant. Students attended Summer Camp at Wartburg and also at Iowa State where they spent numerous hours rehearsing and learning their music. Auditions were held on October 24th at Indianola High School. While none of our students were selected for the Choir, all became stronger musicians and confident leaders in the process.

In October, 5 students traveled to Cedar Rapids to attend Coe College's annual Men's Honor Choir. Students rehearsed with 200 other male voices from around Iowa during the day and performed a concert that evening along with Coe's Concert Choir.

On November 17, the Choir performed a Fall Concert in the High School Auditorium along with the Junior High Chorus. Students performed quality literature including The Last Words of David by Randall Thompson and I Stretch My Hands and Catch at Hope, with words by Christina Rossetti. The Women's Choir finished our performances that evening with three selections.


In December, the choir traveled to West Glen Shopping Center in West Des Moines to carol for Christmas shoppers. Students received \$200 from West Glen and donations from Christmas shoppers. The choir was featured in the Des Moines Register's Metro and Iowa section.

When the snow moved into Iowa, so did the musical at Bondurant. Students began work on "Annie Get Your Gun" in late January and performed two shows for audiences on April 16 and 17. Costumes rented from Westendorf Costume Emporium in Keota, IA added so much to our show as did the pit orchestra and sets built by parents and students. Many, many thanks to all who helped make our show such a great success!

On March 27, students traveled to Grinnell High School for solo and ensemble contest. For many students, this was their first time singing solos or performing in small ensembles. All students who participated learned great skills and gained great experience from their performances.

The school year ended with a May 4th concert and Large Group Contest at Dallas-Center Grimes High School. Students were fortunate enough to be able to perform a concert right before large group!! A great plus to help us prepare for competition.

Thanks to the many people who helped make our year such a great success!



180 Days - Secondary

Instrumental Music

The competitive marching season started off with a bang as the group traveled to Oskaloosa and marched their way to a 1st place finish in class 3A. They followed up their performance the following week with another fine outing at Marshalltown where again the BlueJay Pride finished in 1st place. The following week they traveled to Urbandale where the competition got tougher and rose to the challenge and finished 4th. This year saw the Pride return to Valley for the first time in 8 years where they battled the elements which included marching in snow. While finishing a disappointing 10th place the group learned a lot from their performance and finished the season very strong. The Pride finished up the season with a double-header marching in the morning at State in Waukee where they earned a Division 1 rating, which is the first at the 3A level in school history, and finishing the day at Ankeny at the Mid-Iowa Band Championships where they finished 9 out of 12. This group of marchers showed perseverance, dedication, heart, and grit throughout the year. This group also included a very talented group of 8th graders that contributed so much to the marching band. This will be our last group of 8th graders that will be able to march with the Senior High at the competitive level.

After the marching season concluded the band department turned their attention to honor bands, concert band and solo/ensemble preparations. Throughout the winter months several members were selected to honor bands through nominations and tryouts. Honor Bands attended this year were: South Central Iowa Bandmasters Association Honor Band, Drake University Wind Ensemble, Drake University Honor Band, Simpson College Honor Band, Central College Honor Band, and Conference Honor Band.

This year Solo/Ensemble contest was held at Jefferson-Scranton where thirty entries participated. Of those thirty entries the students earned ten division two ratings and twelve division one ratings.

Our year concluded with State Large Group festival held at Dallas Center-Grimes last Friday where the concert band earned a division two rating.



The Fall Play

This fall, B-F Drama presented the comedy "High School (Non) Musical," which was a spoof of Disney's hit "High School Musical." There were 60 students in the cast and crew. The fall play is presented in early November.

Speech Department

The B-F speech team began to prepare for the Iowa High School Speech Association's contest season in November. Contests began in late January and were completed in late March. The large group and individual teams compete with schools of all sizes from across the state. B-F speech students consistently perform at an exceptional level. B-F's participation and success is greater than many large schools.

During 2009-2010, 38 students participated in large group speech at the district level in 11 events; 11 events were advanced to the state level, where 9 events received Division "I" ratings and four events, comprised of 23 students in readers theatre, choral reading, solo mime, group improvisational acting were recognized as All-State performances. Only the top 3% of all speech performances in the state are given this honor. In addition, Jonny Frankford and Chad Foster won the school's first All-State banner when they were recognized as the best improvisational group in the state.

The individual speech team was comprised of 26 students in 42 entries, the most a school can enter. Thirty-eight entries were advanced to state with a Division "I" rating. At state, students received 32 "I" ratings and 13 All-State honors—Abby Simbro-Acting; Sam Quick-Prose; Sharon Feld-Literary Program; Jonny Frankford-Improvisational Acting; Chad Foster-Improvisational Acting; Andrew Vandehaar-Storytelling and After Dinner Speaking; Liv Bishop-Acting; Allison Adams-Poetry; Shanelle Gavigan-Acting; Michaela Reynolds-Literary Program; Shawn Burrows-Public Address; Breanna Huth-Acting. B-F's Individual All-State honors won the team the prestigious sweepstakes trophy, the award given to the one membership school, out of over 487 teams and 40,000 students in the state, with the most All-State qualifiers.

Both the large group and individual speech teams also received the highest academic recognition from the IHSSA.



**SPEECH
2008-09**

Club Hola Trip



Every other year, the Spanish Club Hola travels on a summer educational trip to Mexico. Spanish II, III and IV students may be eligible for the trip. In July 2009, 39 students, 8 adults and 5 chaperones traveled to Cancún, Mérida, Ik-Kil, Chichén-Itzá, Tulum, Xel-Ha and Playa del Carmen. While traveling in Mexico, students were able to use their Spanish language skills while experiencing the Mexican culture first hand.

National Honor Society

The local chapter of the National Honor Society started the year with 18 seniors and 13 juniors. Andrew Vandehaar was elected president; Shawn Burrows vice president, Sharon Feld secretary, Nick George treasurer, Thor Anderson and Freddy Koke parliamentarians.

NHS chose to have each member complete 15 hours of community service on numerous projects: the Susan G. Komen Race for the Cure, the Variety Show Telethon, Kids with a Wish Foundation, Bondurant Fundraising Friends, mentoring, tutoring, religious education, working at churches, playing bingo and visiting with senior citizens, coaching youth sports, babysitting, working at concessions stands, removing snow, working at the Bondurant Library, working at the Animal Rescue League, helping with the move to the new high school, among other worthy service projects.

In April, the induction ceremony was held, and 18 new members were inducted. These new members included one senior, four juniors and 13 sophomores. Mr. Chris Lansink, Bondurant-Farrar math teacher, was the guest speaker. His address dealt with simple things he's learned from kindergarten through adulthood that the NHS members can use to help them now and in the future.

Academic Recognition Awards

High school students who earn a 3.25 grade point average on a 4-point scale for two consecutive semesters are awarded an Academic Honor Pin.

Students may also earn an Academic Letter in one of two ways:

1. by earning a 3.5 grade point average for two consecutive semesters
2. by earning a 3.25 grade point average for four consecutive semesters

Mentor Program

The Bondurant-Farrar Junior Senior High School mentor program is in its 15th year. Students from the high school building are excused from their study hall class to mentor students in the elementary building. The elementary teachers sign-up for days and times for mentors to either work 1:1 with students or in small groups on reading, math and social skills. High School mentors also work with junior high students and as peer mentors.

Mentors offer positive support and friendship, and students show an increase in classroom skills and in self-esteem after working together. The criteria set for mentors to participate includes: a G.P.A. of 3.0 or higher, good representative of school and community, and the ability to make good peer choices. This program will continue as long as teachers find the additional classroom assistance to be positive and favorable to all involved.

Yearbook

The 2009-10 "Words to Live By" yearbook includes 127 pages of color photographs and stories providing a historical record for grades 7 to 12. Sixteen pages capture the unique qualities of this year's senior class. The book includes amazing photographs by Mr. Ben Fuller (benfuller.zenfolio.com) and Mr. Stewart Buck. The names of community businesses that supported the yearbook appear at the bottom of many yearbook pages and on a banner to be displayed during the fall and winter sports seasons at the new high school.



Prom

The Bondurant-Farrar Jr./Sr. Prom was held on Saturday, April 10, 2010, at the Adventureland Inn Hotel in Altoona. This year's selected theme was Midnight Masquerade. Guests danced to the music of Jambox by DJ Nick Walke. Mullica Studios was on hand to capture the evening with professional photographs. Junior class officers Dana Anderson (President), Zach Johnson (Vice-President), Shannon Coulson (Treasurer), and Garrett McLeod (Secretary), worked diligently throughout the year to plan and provide an enchanted evening for everyone. Other prom committee members who put in many hours of planning and preparation were Breanna Huth, Caitlin Bach, and M'lyn Crawford. The evening ended with the crowning of the 2010 Prom King, Colby Bycroft, and Queen, Sharon Feld. The junior class would like to extend a sincere thank you to Susan Anderson for organizing and making all of the decorations for the event. They were truly spectacular! Thank you also to Ben and Kathy Fuller for putting together the senior video which was shown at pre-prom and prom, and for taking pictures throughout the evening. And finally, thank you to Brian Bach for printing the invitations. What a night to remember!

Student Council Activities

Student Council had 26 members for the 2009-2010 school year. The group continued to be active in its community service efforts. Projects that were undertaken this school year included: applying driveway tattoos, celebrating Red Ribbon Week celebrations at the Junior High/High School and speaking to elementary students about a drug-free lifestyle, donating to families in need within our community, shopping for local families to provide holiday gifts for the children, hosting the Annual Holiday Dinner for Senior Citizens in the community, putting on the annual "May Day 5K," and awarding three seniors the first annual Student Council Sponsored Allison Bishop Memorial Scholarship. Student Council also showed teachers and staff appreciation through providing treats and handwritten cards during Staff Appreciation Week. The Council was again in charge of the Homecoming week activities, which included hall decorating, street painting, dress-up days, Coronation, the Homecoming Parade, and the Homecoming Dance. The traditional competition between the classes was held, with the 8th graders taking first, freshman second, and juniors third. This great group of students, led by President Shawn Burrows and Vice President Andrew Vandehaar, truly did make a difference in our school and community.

Journalism Class

The journalism class at Bondurant-Farrar felt the old name of the newspaper was out-of-date, so they changed it to "BTW Bondurant," to reflect the way that students get information more by texting and other electronic means. They realized they were the voice of the students in leading public opinion on important issues and setting rumors straight, neither of which occurs with electronic texting trees. After spending the first part of the year learning journalism skills like ethics, press law, interviewing, reporting, news writing, sports writing, opinion writing, feature writing, editing, photography, and layout design they published 8 issues. The students covered stories about the no-texting-while-driving laws, a student's experience getting caught underage drinking, Title IX compliance issues, and students' views on everything from movies to assemblies. The students also published articles in the senior edition of "The Herald Index."

Student Recognition

During the 2009-2010 school year at the Jr.-Sr. High School, Bondurant's BEST was still the emphasis in character and responsibility development. Students could collect and use BEST tickets to 'purchase' donated items, special events such as a pizza party for themselves and three friends during lunch time, or items such as a free homework pass. We would like to extend a 'Thank You' to all the local businesses that donated items for our students. Students were also recognized for their efforts on ITBS/ITED test. Students who improved their composite score by at least five percentile points or scored at or above the 80th percentile on their composite score were able to drop one low test score from one class during the 4th quarter

Jr/Sr High School Library Media Center

The Jr/Sr High Library celebrated a Year of Fantasy during the 2009-2010 school year. The library promoted titles of fantasy and conducted two fantasy writing contests where students and a couple staff members showed us their stuff. It was a fun year and a great celebration. Hopefully we have promoted this genre enough that students will enjoy and appreciate fantasy for years to come!

We started the year with a beautiful selection of new books from the We the People "Picturing America" Bookshelf project through the National Endowment for the Humanities and the American Library Association. These titles promoted America and our cultural heritage and included some titles in both English and Spanish.

The Bondurant libraries appreciate the world around us and try, in small ways to help if we can. Both libraries built a structure with Lincoln Logs as we gathered donations to help flood relief in Haiti. Habitat for Humanity was thankful for our donations, and we had a nice write up in the Altoona Herald promoting our schools and our efforts.

Next year we celebrate authors!

Jr/Sr High student use – up over 200 students who use the library daily

Classroom use in the library and lab – approx. 40 – 60 classes a month

Jr/Sr High Circulation – 7,747

Jr/Sr High Collection – 8,083

Average age of a book in the library – 1993


Books per student - 13



Congratulations to the following students in Junior/Senior High School who have received attendance awards for the 2009-2010 school year:

Attendance Awards 2009 – 2010	Attendance Awards 2009 – 2010	Attendance Awards 2009 – 2010	Attendance Awards 2009 – 2010	Attendance Awards 2009 – 2010	Attendance Awards 2009 – 2010
12th Grade	11th Grade	10th Grade	9th Grade	8th Grade	7th Grade
Thor Anderson	Dana Anderson	Zach Arterburn	Casey Baumberger	Alexus Atzen	Johnathan Adkins
Emily Brown	Tyler Beck	Emma Bailey	Zach Blanchard	Madison Atzen	William Allen
Dennis Burk	Billy Behle	Mitch Baum	Shaun Carpenter	Cole Bailey	Sevren Bailey
Riley Burke	Morgan Beitz	Austin Beck	Hannan Chong	Clayton Beck	Taylor Barnett
Kelsey Caswell	Joey Bisignano	Megan Brady	Collin Cory	Kaitlyn Bruns	Jesse Beukema
Lindsey Cook	Zach Boyd	Kaleigh Breeding	Alexandria Dominguez	Ashley Burrows	Joshua Boyd
Sarah Davis	Dakota Cannon	Rachel Brown	Mikaela Emery	Hope Butler	Emily Campbell
Scott Day	Shannon Coulson	Preston Burns	Jess Fall	Emily Davis	Jiovanni Carranza
Jillian DeMarce	Aaron Demers	Bobbie Burrows	Carter Farmer	Hannah Denham	Zachary Dacken
Dalton Dolash	Benjamin Dimit	Lisa Campbell	Taylor Fouch	Christina Dimit	Ryan Davidson
Sharon Feld	Bradi Donahoe	Abbigail Cox	Hunter Girling	Trey Duit	Austin Demers
Eric Fields	Nathan Erickson	Cheyenne Deal	Austin Hamm	Jessica Erickson	Olivia Denham
Chad Foster	Miguel Ewald	Alex Duffy	Emily Hanson	Sam Feldstein	Anna DiTomaso
Jonny Frankford	Alex Feldstein	Lucas Duit	Quinn Hanson-Pollock	Drake Fuller	Annika Ekstam
Megan Fuller	Brittany Fox	John Fogarty	Trevor Heimbaugh	Shannon Glaser	Makinzee Epperly
Kassandra Gray	Lacy Gatewood	Jason Fry	Tyler Heinrich	Alexandria Hansen	Kody Fisher
Blake Hale	Shanelle Gavigan	Shannon Goes	Jordyn Henze	Beth Hood	Jacob Fothergill
Logan Hamm	Allen George	Trevor Goes	Alex Hocker	Kyndra Johnson	Heaven Gatewood
Hans Hoeksema	Kayla Graves	Matthew Green	Mia Hughes	Megan Johnston	Megan Hale
Sara Hon	Jessica Gray	Hannah Hardgrave	Hannah Janssen	Alexis Knebel	Auston Harris
Corbin Huisman	Sabrina Hargis	Caitlin Hayungs	Tanner Jensen	Joseph Koke	Erin Hocker
Cole LaZella	Gennie Hewlett	Ashley Hempting	Morrison Kennedy	Kara Korthals	Anna Marie Hostetler
Cassandra Morton	Cole Hocker	Kaley Hohenshell	Austin Kruger	Jon Lang	Ashley Huisman
Leonel Najarro	Kirstin Howell	Joshua Hostetler	Nicolette Lamb	Andrew Meek	Christopher Jackson
Chris Norton	Samantha Hunter	Garrett Hubler	Logan Little	Vanessa Mlynsky	Jonah Kloster
Cory Parsons	Breanna Huth	Blake Klinefelter	Jacob McDaniel	Chase Nicholson	Emily Knuth
Roshawn Pipes	Blake Jacques	Austin Meyer	Austin Moeller	Katie Norton	Michael Kruger
Brooke Printy	Brennan Jontz	Tait Michener	Jozie Morgan	Kiki Paulsen	Tucker Ksiazek
Samantha Quick	Alonzo Kearney	Megan Miller	Taylor Omundson	Tanner Perry	Paul Kubrak
Bryan Rees	Logan Kellogg	Katelynn Mitchell	Madison Pottebaum	Blake Printy	Peyton Lane
Emily Ruden	Dylan Kennedy	Jacob Morgan	Kennedy Purcell	Spencer Quick	Ely Long
Brittany Schuling	Sarah Knuth	Amanda Morton	Zachary Quick	Morgan Ridgeway	Riley Malson
Beth Schwenke	Garrett McLeod	Paul Newby	Tyler Ramus	Connor Ruggles	Hunter McIntosh
Ryan Scott	Erin Miller	JJ Parkhurst	Scott Ratliff	Jacob Russell	Zachary McIntosh
Kayla Smith	Devin Mitchell	Courtney Parsons	Patrick Rooney	Stephen Skinner	Collin McKinstry
Sam Turk	Tawni Nicholson	Cole Petersen	David Sawatzky	Skylyn Smith	Connor Meislahn
April VanArkel	Jacob Noonan	Paden Ridgeway	James Simmons	Dillon Stafford	Lupita Mejia
Andrew Vandehaar	Cole Paul	Curtis Rohlfs	Colby VanArkel	Emily Stonehocker	Kaitlyn Meredith
Haley Vermie	Kamilla Paulsen	Ariel Simmons	Mason VanHorn	Ashley Swift	Nathan Morrison
Jay Walsh	Cory Roberts	Jordan Snelson		Lindsay Tufts	Hailey Nash
Rebecca Zalumskis	Taylor Sanderson	Carrie Stevens		Brianna Vermeer	Alicia Park
	Lindsay Schaper	Amber Terry		Hansen Vermie	Jerred Quarve
	Joe Schneiders	Derek Vermeer		Alexandra Wahlert	Taylor Ramus
	Benjamin Schultz	Nicholas Wallace		Amanda Wahr	Brittany Razor
	Hannah Shivers	Allison Walsh		Jacob Wallace	Ian Sharp
	Robi Sylvester	Jordan West		Madysen West	Amy Stock
	Blake Tarvin				Chris Stoltz
	Geena Tracy				Abbie Tidman
	Josh Tucker				Christian VanWyk
	Ashton VanHorn				Brian Yatchak
	Allyson Walker				
	Nathan Wiley				
	Elizabeth Winter				

180 Days - Athletics



School Colors: Blue and White
Mascot: BLUEJAY
Conference: Heart of Iowa (HOIAC)

Football

The 2009 football season was another positive step for the Jays. A roster that has seen growth over the previous few years yet again exploded into record numbers for football. The season began with 92 student-athletes on the roster, and the program was able to play 27 games over three full schedules because of it. This year's senior class was deep and very talented and will be missed.

The 2009 football season was an interesting one. After a birth in the post-season for the 1st time in school history, the Jays were hungry for more and they delivered. After a tough and emotional loss in week 2 that included a gruesome injury to their starting quarterback, the Jays were faced with many questions heading into district play. The team really came together over the next few weeks and set up a showdown with rival and ranked CMB for homecoming. During the rainy game the Bluejays battled a very good CMB team all the way to the final minute of the game. With the Jays trailing 7-6 and the game on the line, a fake reverse broke for nearly 90 yards to put the Jays ahead. After a game ending interception the Jays were set for a district title. The Jays entered the playoffs as a #1 seed and won the first playoff game in school history in front of a great home crowd. The season would come to an end the following week against an IKM-Manning team that would make it all the way to the dome. In all, the Jays fought to the very end of the season – a fitting end for a team that fought all year long (and all career long) against doubts and expectations.

Next year the Blue Jay football program will have to replace a very talented senior class and face a new district with new challenges and lots of travel. The Jays have changed their attitude from a team hoping for success to one that expects it.

2009-10 Varsity Awards

Offensive MVP	Nick George
Defensive MVP	Josh Tucker
Special Teams MVP	Chris Norton
Practice Player of the Year	Alex Osborne
Hardest Hitter	Chris Norton
Bluejay Award	Shawn Burrows
Man of the Trenches	Allen George
Coaches Award	Ryley Pruismann

All - District Awards

Honorable Mention

Shawn Burrows- DB
Patrek Tufts - WR
Chad Foster - OL
Riley Burke - LB

2nd Team

Blake Hale - OL
Josh Tucker - LB
Nathan Erickson - LB
Taylor Sanderson - QB
Kaleb Meek - DL
Nathan Erickson - P

1st Team

Nick George - RB
Allen George - OL
Chris Norton - DB
Dalton Dolash - DB
Austin Ballard - DL



Cheerleading

The Bondurant-Farrar Jr./Sr. High School has an active junior high program and high school program. The programs both stress high academic goals, safety, leadership, volunteerism and teamwork. We practice approximately 6-8 hours per week, not including the extra "spirit" things we do for the teams and around the school weekly.


Annually the high school students receive academic excellence recognition. This year Varsity Football, Varsity Wrestling, and Varsity Basketball along with the Junior Varsity Basketball Cheerleaders received a cumulative G.P.A. of over 3.00 per squad for distinguished academic honor.

Varsity High School students have the opportunity to be involved on a competition squad. We participate in the Iowa Cheerleading Coaches Association State Cheerleading Competition in November, 2007 placed 1st in the 2A cheer/stunt division. In 2008, with increased 2A class participation from school growth, we placed 7th out of 15 teams eligible. Our 2008 Stunt team in the 2A division placed 2nd. We attend other competitions as well. These competitions require an additional 4 – 7 hours per week to prepare and learn choreography. Each year the cheerleaders vote if they choose to be involved in these competitions. Because of a Superior rating at a competition camp at Drake University, our cheerleaders were invited to attend and perform at the Capital One Bowl game on Jan. 1, 2008 for the second year in a row. Nine students fundraised to attend that event.

Annually the cheerleaders volunteer at numerous functions. They are called upon by the Athletic Boosters, Bondurant Community Service Organizations and the Elementary PTO. They are encouraged to be involved with mentoring. The first mentor was a cheerleader interested in teaching special education. We also have a JH buddy program. The HS cheerleaders "buddy up" with a 7th/8th grade cheerleader. They look for them in the halls, assist when needed to find classes, or with homework, and leave "spirit" surprises in their lockers. All intended to make the Junior High transition a little more positive and comfortable. This year we raised \$800.00 for Susan G. Komen Breast Cancer Foundation and \$600 for the Bondurant "Friends" group. We had two cheerleaders receive President's Volunteer Service Awards volunteering over 100 hours per year of community service and eighteen cheerleaders with over 75 hours of volunteering.

In addition to our annual junior jays fall spirit clinic, we added a homecoming coronation spirit clinic. Both clinics include K-6th grades and practice after school to prepare performances. The fall junior jays cheer for the first half of a home football game. The coronation junior jays have a choreographed routine performed at the assembly. The high school cheerleaders continue to sell homecoming corsages, have car washes and sponsor junior high dances. The cheerleaders also host U.C.A. Stunt camps and Junior High Cheer Camp.

The junior high program introduces material and skills on a level by level basis. A check-off list is completed before higher level skills can be introduced for all cheerleaders. The junior high squads participate in fund raisers and activities with the high school students.



Volleyball

The 2009 volleyball season was very exciting and successful for the Lady Jays. The varsity ended the season with a record of 26 wins and 5 losses, finishing 3rd in the Heart of Iowa Conference.

The Lady Jays participated in three weekend tournaments at East Marshall, Ballard, and Lincoln High where they went undefeated in all, taking home the championship trophy. Other highlights of the season were defeating ADM in the regional semi-finals in a close 5-game match and competing in the sub-state match against 5th ranked Pella. The Lady Jays finished their season ranked 9th in the state in class 3A.

By a vote of the conference coaches, the Lady Jays had five girls selected to the Heart of Iowa all-conference teams. Junior Sabrina Hargis was unanimously selected to the 1st Team; junior Hanah Dolash and sophomore Bobbie Jo Burrows were selected to the 2nd Team; and junior Geena Tracy and sophomore Mariah Laven were given honorable mention. Sabrina Hargis and Bobbie Jo Burrows were also named to the class 3A central Iowa all-district team. Hargis also earned a spot on the 3rd Team All State.

The 2009 letter winners were: Seniors- Kelsey Caswell, Jillian DeMarce, and Macenzie Seymour; Juniors- Shannon Coulson, Hanah Dolash, Sabrina Hargis, and Geena Tracy; Sophomores- Bobbie Jo Burrows, Alex Duffy, Lyndi Freil, Mariah Laven, and Michelle Sullivan; Freshman- Cailey Schlenker.

The junior varsity and freshman teams also had very successful seasons. The JV ended the season with a record of 12 wins and 2 losses. The highlight of the season was winning the North Polk tournament. The freshman team finished with 7 wins and 5 losses.

2009-2010 Bluejay Boys' Basketball: Down to the Wire

This year's squad posted a 16-7 overall record and a 13-4 conference record en route to a 3rd place finish in the Heart of Iowa Conference-Large Division. Season highlights included winning 10 straight games after Christmas. The Bluejays also started the year 5-1. The Bluejays were true road warriors playing 9 of their first 10 games on the road! This was the final year that the Bluejays played in the current gymnasium. The Bluejays were able to defeat Co-Champions Jefferson, two times and PCM at Bondurant. The Bluejays played in the 3A Classification for the first time and were able to advance to the 2nd round. The Bluejays beat Grinnell in a first round game at Bondurant. They then fell to the Warriors of Norwalk in the District Final.

Letter-Winners for this year were: Dustin Reding, Dalton Dolash, Logan Hamm, Chris Norton, Ryley Pruisman, Nick George, Shawn Burrows, John Kubrak, Blake Hale, Taylor Sanderson, Riley Burke, Patrek Tufts, Freddy Koke, Austin Ballard, Colby Bycroft, Chad Foster! Anthony Peavey served a valuable role as Director of Basketball Operations.

Individual Awards for the year were led by Chris Norton; Chris became a 1,000 point scorer for his career. He became only the 6th Blue jay to get to that plateau. Interesting enough, his Dad, coached 3 of those Bluejays also. Chris was also Unanimous First Team All-HOIAC! Ryley Pruisman was also First Team All-HOIAC. Ryley was also 3A-All Sub state. Logan Hamm was 2nd Team All-HOIAC. Freddy Koke and Shawn Burrows earned Honorable Mention All-HOIAC!

Coach Joe Ridgeway guided the JV squad to an 11-4 record. Winning 9 of their last 10. The JV squad consisted of Juniors Taylor Sanderson, Allen George, Josh Tucker, John Kubrak, Tyler Beck and Zoo Kearney. Sophomores Lucas Duit, Derek Vermeer, Pedant Ridgeway, Paul Newby, Jordan Nelson, Blake Klinefelter, Josh Hostetler, Jason Fry, Bryan Davis, Garrett Hubler, John Fogarty and Drake Bailey.

The freshmen team had a solid campaign, finishing 15-1. Rusty Gibbs coached the freshman this year. The highlight for this group was beating an undefeated Boone team 102-88. Freshmen squad members included: Joe DiTomaso, Jess Fall, Colton Halder, Austin Hamm, Quinn Hansen-Pollock, Trevor Heimbaugh, Alex Hocker, Dylan Kirstein, Austin Kruger, Logan Little, Austin Moeller, Grant Paris, Tyler Ramus, David Sawatzky, Austin Sullivan, Trent Smith, Travis Smith.



Girls Basketball

The 2009-2010 varsity girls basketball season was a BIG HIT! The Ladyjay team improved by a +9 in wins compared to last year. The varsity girl's conference record ended at 11-7 and an overall record of 13-9.

The reason for the big improvement in wins this year was because of the amount of time the girls put into the off-season. Because of the team's work ethic the girl's basketball team will have annual goals of winning the conference title and going to the state tournament.

Of the nine girls who lettered this winter, six of those girls will be back next year. All-conference selections for the year were: Sph. Bobbie Burrows 1st team, Jr. Sabrina Hargis 2nd team, and Sr.'s Megan Fuller and Lindsey Cook honorable mention. Sabrina was also selected to the All-District team.

I am still excited about the future of BF girl's basketball. We have a ways to go before we get to where we all want to get to.....but I KNOW we are going to get there!! Let's not get complacent and feel good about what we have accomplished this year. We want more!! As mentioned our annual goals will always be to win the conference championship and go to the state tournament. As a team, we have only nine months left before the 2010-2011 year starts. No regrets during the off-season. Work hard and remember....success is that place in the road where preparation meets opportunity! I am so pumped for next year to get started!

In conclusion, the varsity girl's basketball team would like to thank the fans for their support during the season. There will be a lot of excitement in Bluejay-land the next couple of winters with the Ladyjay basketball team being one of the better girl's basketball teams in the state! Each year's team will be looking forward to the yearly challenges and goals and will be willing to work hard to be one of those best teams in the state

Golf

This year there were 18 boys and 5 girls out for golf. We changed our home course from Toad Valley Golf Course to Terrace Hills.

This year's highlights...

The boys and girls won their alternate shot tournament against 3 other teams. The girls won their invitational and the Woodward Triangular against PCM as well as Woodward. Sarah Davis placed first and Meghan Wilson second in that meet. Garrett Hubler placed 3rd in the Heart of Iowa Conference meet at Honey Creek in Boone.

We have become more competitive and knowledgeable of the game of golf. Over the year more medals have been handed out to our golfers than before.

BlueJay Wrestling

The Bluejay wrestlers have wrapped up a great season. With 27 wrestlers on the squad, the varsity and JV lineup showed a lot of experience and introduced several first time wrestlers. Seniors leading the way were Dakota Deal, Eric Fields, Ben Halder, Cory Parsons, and Matt Snyder.

The team began the season by winning the first two tournaments it competed in. Billy Behle, Devin Mitchell, Cody Mally, and Ben Halder won individual championships on the way to a team championship at the Bluejay Invite. The next week, Patrick Rooney, Billy Behle, and Devin Mitchell brought home 1st place finishes and lead the team to their second tournament win at Saydel.

After winter break, the team improved steadily as it approached the sectional tournament. Finishing with a 14-4 dual record (9-1 Conf) the wrestlers also captured the Heart of Iowa Conference Duals Championship. As the regular season came to a close, the Bluejays ended with a good showing at the conference tournament. The Bluejays had five representatives in the finals, with Patrick Rooney, Colby VanArkel, Billy Behle, and Devin Mitchell winning conference titles. Second place was Eric Fields and in third was Ben Halder. The team finished in 2nd place.

The varsity wrestlers began their postseason run for State in the sectional tournament at Woodward. Six wrestlers advanced to districts at Chariton as the team won the sectional Tournament and earned the right to compete at the regional duals.

Sectional Results:

1st – Patrick Rooney
1st – Matt Snyder
1st – Billy Behle
1st Devin Mitchell
2nd Alan Perry
2nd Colby VanArkel
3rd Eric Fields
3rd Dakota Deal
3rd Ben Halder
3rd Brock Bailey

District Results:

2nd Patrick Rooney
2nd Devin Mitchell
3rd Colby VanArkel
3rd Billy Behle

State Qualifier for the Bluejays were Patrick Rooney and Devin Mitchell. Both wrestlers won at least one match at the State Tournament, with Patrick finishing 8th.

The 2010-11 season promises to be another year for this young squad to continue to grow.



Bondurant-Farrar Flag Football

The Bondurant-Farrar Flag Football program is in its 15th year. The program was started to offer the students in 3rd – 6th grades an opportunity to have a basic understanding of the fundamentals of football and to develop a respect and enthusiasm for the game. Positive sportsmanship, teamwork and safety issues are stressed during this program. This eight week schedule includes a Saturday kick-off camp, four - six weeks of games played each Saturday at 9:00 and 10:00 a.m. at the high school stadium, and recognition and awards at the half-time of a home football game.

For the sixth year the 5th and 6th grade football players will put on pads. They learn to hit with pads, run play formations, scrimmage and play organized games.

This program has proven to offer students the opportunity to be better prepared for the junior high program with pads and hitting. This has definitely offered a building program for the future of football at Bondurant-Farrar.

180 Days - Athletics

Cross Country

17 young ladies and men participated in cross country during the Fall of 2009. It was a very enjoyable season with a very hard-working and fun group of student-athletes. April VanArkel was a three-year participant and Samantha Quick was a four year-participant for the girls. The boys were a young squad, graduating only one runner and look to improve on their finishes from this year. Alan Perry and Dan Larscheid earned all-conference honors in the Heart of Iowa Conference Meet.

Girls participants

Taylor Fouch-manager - 9
Hunter Burke - 10
Lisa Campbell - 10
Shannon Goes - 10
Kaitlyn Hanson - 11
Kaitlyn Petersen - 11
Samantha Quick - 12
Kayla Smith - 12
April VanArkel - 12

Boys participants

Logan Brandt - 9
Quinn Hanson-Pollock - 9
Alan Perry - 9
Zac Quick - 10
Evan Baum - 10
Mitch Baum - 10
Joshua Hostetler - 10
Curt Rohlfs - 10
Dan Larscheid - 11
Matt Snyder - 11

Boys Track & Field

Forty-seven young men participated in track & field during the Spring of 2010. Four seniors helped lead the Bluejays to a successful meet season. They were able to win two regular season meets and ended the regular season as 2A District 6 champions, sending ten events to the state meet. Three events earned medals in the state track meet. They were Dan Larscheid-6th place 3200, Taylor Sanderson-7th place high jump and Cole Hocker-6th place 100 meters.

Participants:

Brandon Campbell,
Joe DiTomaso - 9
Hunter Girling - 9
Austin Hamm - 9
Quinn Hanson-Pollock - 9
Tyler Heinrich - 9
Alex Hocker - 9
Chase Juhl - 9
Austin Moeller - 9
Chad Pohlmeier - 9
Zachary Quick - 9
Patrick Rooney - 9
David Sawatsky - 9
Moe Singh - 9
Gary Sluder - 9
Austin Sullivan - 9
Levi Wessel - 9
Brock Bailey - 10
Evan Baum - 10
Mitch Baum - 10
Austin Beck - 10
Preston Burns - 10
Geln Engle - 10

Cale Gierhan - 10
Austin Meyer - 10
Kyle Pederson - 10
Cole Petersen - 10
Curt Rohlfs - 10
Jordan Snelson - 10
Jordan West - 10
Seth Clark - 11
Aaron Demers - 11
Nathan Erickson - 11
Allen George - 11
Cole Hocker - 11
John Kubrak - 11
Dan Larscheid - 11
Cody Mally - 11
Devin Mitchell - 11
Alex Osborne - 11
Cory Roberts - 11
Taylor Sanderson - 11
Josh Tucker - 11
Shawn Burrows - 12
Nick George - 12
Chris Norton - 12
Patrek Tufts - 12

Girls Track & Field

2010 was a fun and successful season for the girls' track team. There were a total of 18 girls that participated in track with 2 managers. There were 4 freshmen, 9 sophomores, 3 juniors, and 4 seniors on the team. Winning the team title at our home meet was one of the highlights this year. The girls scored 125 points to edge Carlisle. Overall the team won a total of 40 events throughout the year beating last years total by 32. Several relay teams were successful throughout the year including the 4x800 and shuttle hurdle relay which consistently placed in the top 3. The team also had 4 events that qualified for the state track meet. Megan Fuller qualified in the 100 meter and 200 meter dash. Megan finished 10th in the 100 and 6th in the 200. Sabrina Hargis qualified for the second time in the discus and finished 15th at the state meet. Freshmen, Shelby Spencer, qualified in the 100 hurdles finishing 21st. Overall it was a great season with all members continuing to improve throughout the year. The team will look to improve for next year and try to qualify even more events for the state track meet. It will be very difficult to replace Jenae Noonan's, Megan Fuller's, and Kayla Smith's leadership, attitude, and ability. Your great attitudes are appreciated and good luck!

2010 letter winners:

Seniors: Megan Fuller, Jenae Noonan, Kayla Smith, Haylee Vermie

Juniors: Geena Tracy, Sabrina Hargis, Ashton Van Horn, Jessica Ragsdale

Sophomores: Cheyenne Deal, Hunter Burke, Shannon Goes, Alex Duffy, Jackie Yount, Abby Cox, Katelynn Mitchell, Mariah Laven, Alex Comegys

Freshmen: Shelby Spencer, Ali Dominquez, Cailey Schlenker, Erin Miller



2009-10
BLUEJAY
Track & Field

BlueJay Baseball:

Bluejays Baseball strong during 2010

Coming off the 2009 Bluejay baseball season in which the Jays finished with a 18-11 record overall and 10-7 in conference, this years version of the Bluejays finished with an overall record of 10-14 overall and 9-8 in conference, and ended the season with a loss in the first round of District play. Overall the Jays once again proved to be a difficult team to beat losing 7 games by 3 runs or less. The junior varsity team posted their third winning season in a row finishing with an overall record of 12-10-1. 8.

Players voted the following team awards after the season:

Team MVP:	Patrek Tufts
Top Pitcher:	Bryan Rees
Most Improved:	John Fogarty
Gold Gloves:	Colby Bycroft and Nick George
Rookie of the Year:	Austin Meyer
Silver Slugger:	Patrek Tufts and Cole Hocker

300 Club Memberships (must have at least 30 at-bats):

Patrek Tufts	.411
Cole Hocker	.402
Ben Root	.389
Robi Sylvester	.355
Colby Bycroft	.339
Bryan Rees	.328

Post Season Awards:

All-Conference

Honorable Mention:	Colby Bycroft and Austin Meyer
Second Team:	Cole Hocker(OF) Ben Root(INF) Bryan Rees (P)
First Team:	Patrek Tufts(INF)

All District

First Team	Cole Hocker(OF)
Second Team	Patrek Tufts(FB)

Letter Winners:

Patrek Tufts	Dalton Dolash
Nick George	Shawn Burrows
Colby Bycroft	Billy Kubrak
Brian Rees	Kaleb Meek
Robi Sylvester	John Kubrak
Allen George	Taylor Sanderson
John Fogarty	Jason Fry
Austin Meyer	

Coaches:

Brad Hamilton – Head Coach
Ken Burgess – Assistant Coach
Adam Busch– Assistant Coach – Head 9th Grade



LadyJays Softball 2010:

The Bondurant -Farrar softball team had a very successful 2010 season. They reached the 30 victory plateau for the second year in a row and the second time in their history, finishing 30-7. The team finished second in the conference behind C.M.B who they split their two games with during the regular season. The team faced C.M.B. in the first round of districts and came away with a hard fought 2-1 victory. They went on to beat Gilbert and Ogden to reach the game to go to state. Their opponent was B.C.L.U.W., the defending state champs who returned all their starters from the year before. After falling behind 8-0, the Lady Jays mounted a great comeback only to lose 8-6. B.C.L.U.W. went on to win state and did not give up a run in any other game they played in the tournament.



First team all conference honors were earned by Sabrina Hargis, Bobbie Jo Burrows, and Cailey Schlenker. Second team all conference honors were earned by Mariah Laven, Ashley Burrows, and Kayla Graves. Honorable mention honors went to Erin Sawatzky and Shannon Coulson. Sabrina Hargis also earned second team all state honors and Bobbie Jo Burrows earned third team all state honors.

Jayme Smart was the only senior on the team and will be missed. Ten starters return next year and it should be another very successful season for the Bondurant- Farrar LadyJays.

The individual awards included the following:

1st Team All Conference: Sabrina Hargis, Bobbie Jo Burrows, and Cailey Schlenker

2nd Team All Conference: Mariah Laven, Ashley Burrows, and Kayla Graves

All Conference Honorable Mention: Erin Sawatzky and Shannon Coulson

2nd Team All State Honors: Sabrina Hargis

3rd Team All State Honors: Bobbie Jo Burrows

GRADUATION

BONDURANT-FARRAR COMMUNITY SCHOOL DISTRICT Presenting the class of 2010



Taylor Anne Aalbers
Thor Jarrod Anderson *
Ashley Marie Armstrong
Austin Robert Ballard
Alexandra Bandow
Scott Andrew Bishop
Joseph Rico Bisignano
Alexander Bruce Bissett
Alexander Scott Blakeley
Emily Elizabeth Brown * +
Dennis James Burk
Riley Charles Burke
Shawn Thomas Burrows * +
Colby Andrew Bycroft * +
Thomas William Carroll
Kelsey Lynn Caswell
Lindsey Louise Cook
Sarah Beth Davis
Scott Alan Day
Dakota Dale-Ray Deal
Jillian Jo DeMarce
Dalton Joe Dolash
Sharon Diane Feld * +
Eric Michael Fields
Chad Alan Foster
Jonathan Walter Frankford
Michelle Carol Frasier
Megan Nicole Pearl-Bin Fuller
Holli Rae Geary
Nicholas Patrick George * +
Kassaundra Jo Gray

Benjamin Joseph Halder
Blake Charles Hale
Logan Cory Hamm
Timothy Donald Hartnett
Andrew Lee Hinrichs
Hans Bierman Hoeksema *
Corbin Andrew Huisman
Ryan Alexander Kamm
Frederick Christopher John Koke * +
William Joseph Kubrak
Joseph Bradley LaSala
Cole Allen LaZella
Taylor Ray Linse
Christopher David Logsdon
Tyler James Lundeen
Michelle Derby McShane
Kaleb James Meek
Alexandra Maria Mlynsky
Lyndsey Marie Moon
Cassandra Reyan Morton
Brandon Scott James Nissen
Jenae Lynn Noonan *
Christopher Anderson Norton *
Cory Joseph Parsons
Armando Perez
Lynda Stephanie Pickens
Andrew Joseph Pierce
Cole James Poffenberger
Joseph Frank Potts
Brooke Nicole Printy
Ryley John Pruismann

Samantha Marie Quick * +
Dustin Edward Reding *
Bryan Dee Rees
Reagan Lee Renaud
Kaylee Ann Rooney
Emily Renee Ruden
Sarah Ilene Russell
Jonathon William Saunders +
Hannah Lee Schabilion *
Brittany Nicole Schuling +
Beth Lynn Schwenke *
Ryan Alan Scott
Macenzie Michelle Seymour
Abby Anne Simbro *
Erika Jo Sinclair
Samantha Marie Sloan
Jayme Lee Smart
Kayla Michelle Smith
Matthew James Snyder
Scott Andrew Stajcar
Rachael Ann Stoneberg *
Patrek Tyler Tufts
Samuel Mitchell Turk *
April Wine VanArkel *
Andrew John Vandehaar *
Sidney Ann Van Wyk
Skyla Marie Vasquez
Haley Luann Vermie
Jay Thomas Walsh
Rebecah Lyhn Zalumskis

Processional Leaders: Dana Anderson, Shannon Coulson , Zach Johnson, Garrett McLeod

*Indicates National Honor Society, +Indicates Honors Diploma

Congratulations 2010 Graduates!

Bondurant-Farrar Community School District
300 Garfield Street SW
Bondurant, IA 50035

Non-Profit
Organization
US Postage
PAID
Permit No. 1

CAR RT ST
Postal Customer