



# FY17/18 City of Bondurant Comprehensive Annual Financial Report

CITY OF BONDURANT  
INDEPENDENT AUDITOR'S REPORTS  
BASIC FINANCIAL STATEMENTS  
SUPPLEMENTARY AND OTHER INFORMATION  
SCHEDULE OF FINDINGS  
YEAR ENDED JUNE 30, 2018

## Table of Contents

	<u>Page</u>
Officials	3
Independent Auditor's Report	5-6
Management's Discussion and Analysis	7-13
Basic Financial Statements:	
	<u>Exhibit</u>
Government-wide Financial Statement:	
Cash Basis Statement of Activities and Net Position	A 15
Governmental Fund Financial Statements:	
Statement of Cash Receipts, Disbursements and Changes in Cash Balances	B 16
Reconciliation of the Statement of Cash Receipts, Disbursements and Changes in Cash Balances to the Cash Basis Statement of Activities and Net Position	C 17
Proprietary Fund Financial Statements:	
Statement of Cash Receipts, Disbursements and Changes in Cash Balances	D 18
Notes to Financial Statements	19-30
Other Information:	
Budgetary Comparison Schedule of Receipts, Disbursements and Changes in Balances - Budget and Actual (Cash Basis) - All Governmental Funds and Proprietary Funds	32
Notes to Other Information - Budgetary Reporting	33
Schedule of the City's Proportionate Share of the Net Pension Liability	34
Schedule of City Contributions	35
Notes to Other Information – Pension Liability	36
Supplementary Information:	
	<u>Schedule</u>
Schedule of Cash Receipts, Disbursements and Changes in Cash Balances - Nonmajor Governmental Funds	1 38
Schedule of Indebtedness	2 39
Bond and Note Maturities	3 40
Schedule of Receipts by Source and Disbursements by Function - All Governmental Funds	4 41
Independent Auditor's Report on Internal Control over Financial Reporting and on Compliance and Other Matters Based on an Audit of Financial Statements Performed in Accordance with <u>Government Auditing Standards</u>	42-43
Schedule of Findings	44-49

City of Bondurant

Officials

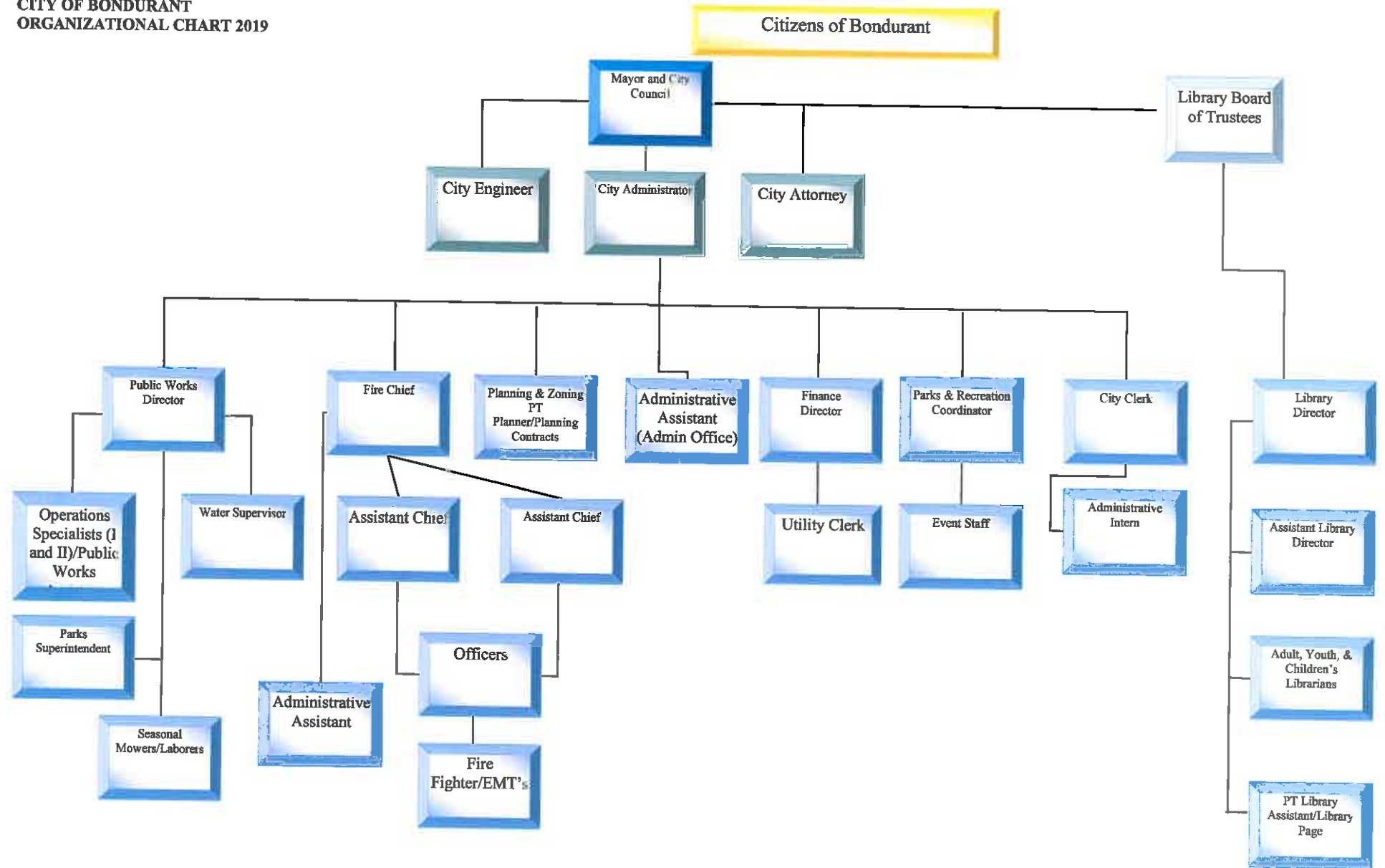
**(Before January 2018)**

<u>Name</u>	<u>Title</u>	<u>Term Expires</u>
Curt Sullivan	Mayor	Jan 2018
Brian Lohse	Mayor Pro Tem	Jan 2020
Doug Elrod	Council Member	Jan 2020
Jennifer Keeler	Council Member	Jan 2020
Robert Peffer	Council Member	Jan 2018
Wes Enos	Council Member	Jan 2018
Marketa Oliver	City Administrator	Indefinite
Shelby Hagan	City Clerk	Indefinite
Lori Dunham	Finance Director	Indefinite
David Brick	Attorney	Indefinite

**(After January 2018)**

<u>Name</u>	<u>Title</u>	<u>Term Expires</u>
Curt Sullivan	Mayor	Jan 2022
Brian Lohse	Mayor Pro Tem	Jan 2020
Doug Elrod	Council Member	Jan 2020
Jennifer Keeler	Council Member	Jan 2020
Robert Peffer	Council Member	Jan 2022
Wes Enos	Council Member	Jan 2022
Marketa Oliver	City Administrator	Indefinite
Shelby Hagan	City Clerk	Indefinite
Lori Dunham	Finance Director	Indefinite
David Brick	Attorney	Indefinite





City of Bondurant



# FALLER, KINCHELOE & CO, PLC

---

## Certified Public Accountants

### Independent Auditor's Report

To the Honorable Mayor and  
Members of the City Council:

#### Report on the Financial Statements

We have audited the accompanying financial statements of the governmental activities, the business type activities, each major fund and the aggregate remaining fund information of the City of Bondurant, Iowa, (City) as of and for the year ended June 30, 2018, and the related Notes to Financial Statements, which collectively comprise the City's basic financial statements listed in the table of contents.

#### Management's Responsibility for the Financial Statements

Management is responsible for the preparation and fair presentation of these financial statements in accordance with the cash basis of accounting described in Note 1. This includes determining the cash basis of accounting is an acceptable basis for the preparation of the financial statements in the circumstances. This includes the design, implementation and maintenance of internal control relevant to the preparation and fair presentation of financial statements that are free from material misstatement, whether due to fraud or error.

#### Auditor's Responsibility

Our responsibility is to express opinions on these financial statements based on our audit. We conducted our audit in accordance with U.S. generally accepted auditing standards and the standards applicable to financial audits contained in Government Auditing Standards, issued by the Comptroller General of the United States. Those standards require that we plan and perform the audit to obtain reasonable assurance about whether the financial statements are free from material misstatement.

An audit involves performing procedures to obtain audit evidence about the amounts and disclosures in the financial statements. The procedures selected depend on the auditor's judgment, including the assessment of the risks of material misstatement of the financial statements, whether due to fraud or error. In making those risk assessments, the auditor considers internal control relevant to the City's preparation and fair presentation of the financial statements in order to design audit procedures that are appropriate in the circumstances, but not for the purpose of expressing an opinion on the effectiveness of the City's internal control. Accordingly, we express no such opinion. An audit also includes evaluating the appropriateness of accounting policies used and the reasonableness of significant accounting estimates made by management, as well as evaluating the overall presentation of the financial statements.

We believe the audit evidence we have obtained is sufficient and appropriate to provide a basis for our audit opinions.

## Opinions

In our opinion, the financial statements referred to above present fairly, in all material respects, the respective cash basis financial position of the governmental activities, the business type activities, each major fund and the aggregate remaining fund information of the City as of June 30, 2018, and the respective changes in cash basis financial position for the year then ended in conformity with the basis of accounting described in Note 1.

## Basis of Accounting

As discussed in Note 1, these financial statements were prepared on the basis of cash receipts and disbursements, which is a basis of accounting other than U.S. generally accepted accounting principles. Our opinions are not modified with respect to this matter.

## Other Matters

### *Supplementary and Other Information*

Our audit was conducted for the purpose of forming opinions on the financial statements that collectively comprise the City's basic financial statements. We previously audited, in accordance with the standards referred to in the third paragraph of this report, the financial statements for the two years ended June 30, 2017 (which is not presented herein) and expressed unmodified opinions on those financial statements which were prepared on the basis of cash receipts and disbursements. Another auditor previously audited, in accordance with the standards referred to in the third paragraph of this report, the financial statements for the seven years ended June 30, 2015 (which are not presented herein) and expressed unmodified opinions on those financial statements which were prepared on the basis of cash receipts and disbursements. The supplementary information included in Schedules 1 through 4 is presented for purposes of additional analysis and is not a required part of the basic financial statements.

The supplementary information is the responsibility of management and was derived from and relates directly to the underlying accounting and other records used to prepare the basic financial statements. Such information has been subjected to the auditing procedures applied in the audit of the basic financial statements and certain additional procedures, including comparing and reconciling such information directly to the underlying accounting and other records used to prepare the basic financial statements or to the basic financial statements themselves, and other additional procedures in accordance with U.S. generally accepted auditing standards. In our opinion, the supplementary information is fairly stated in all material respects in relation to the basic financial statements taken as a whole.

The other information, Management's Discussion and Analysis, the Budgetary Comparison Information, the Schedule of the City's Proportionate Share of the Net Pension Liability and the Schedule of City Contributions on pages 7 through 13 and 32 through 36 has not been subjected to the auditing procedures applied in the audit of the basic statements and, accordingly, we do not express an opinion or provide any assurance on it.

## Other Reporting Required by Government Auditing Standards

In accordance with Government Auditing Standards, we have also issued our report dated January 16, 2019, on our consideration of the City's internal control over financial reporting and on our tests of its compliance with certain provisions of laws, regulations, contracts and grant agreements and other matters. The purpose of that report is solely to describe the scope of our testing of internal control over financial reporting and compliance and the results of that testing and not to provide an opinion on the effectiveness of the City's internal control over financial reporting or on compliance. That report is an integral part of an audit performed in accordance with Government Auditing Standards in considering the City's internal control over financial reporting and compliance.



FALLER, KINCHELOE & CO., PLC

January 16, 2019

## **MANAGEMENT'S DISCUSSION AND ANALYSIS**

The City of Bondurant provides this Management's Discussion and Analysis of its financial statements. This narrative overview and analysis of the financial activities is for the fiscal year ended June 30, 2018. We encourage readers to consider this information in conjunction with the City's financial statements, which follow.

### **2018 FINANCIAL HIGHLIGHTS**

- Receipts of the City's governmental activities increased 26.3%, or approximately \$1,523,000 from fiscal year 2017 to fiscal year 2018. Proceeds of general obligation bonds and property tax receipts increased approximately \$1,656,000 and \$240,000, respectively. Capital grants, contributions and restricted interest decreased approximately \$378,000.
- Disbursements of the City's governmental activities decreased 10.9% or approximately \$623,000 from fiscal year 2017 to fiscal year 2018. Public works and debt service disbursements increased approximately \$105,000 and \$59,000, respectively. Capital projects disbursements decreased approximately \$800,000.
- The City's total cash basis net position increased 69.4% or approximately \$2,694,000 from fiscal year 2017 to fiscal year 2018. Of this amount, the cash basis net position of the governmental activities increased approximately \$2,468,000 and the cash basis net position of the business type activities increased approximately \$226,000.

### **USING THIS ANNUAL REPORT**

The annual report consists of a series of financial statements and other information, as follows:

Management's Discussion and Analysis introduces the basic financial statements and provides an analytical overview of the City's financial activities.

The Government-wide Financial Statement consists of a Cash Basis Statement of Activities and Net Position. This statement provides information about the activities of the City as a whole and presents an overall view of the City's finances.

The Fund Financial Statements tell how governmental services were financed in the short term as well as what remains for future spending. Fund financial statements report the City's operations in more detail than the government-wide financial statement by providing information about the most significant funds.

Notes to Financial Statements provide additional information essential to a full understanding of the data provided in the basic financial statements.

Other Information further explains and supports the financial statements with a comparison of the City's budget for the year and the City's proportionate share of the net pension liability and related contributions.

Supplementary Information provides detailed information about the nonmajor governmental funds and the City's indebtedness.

### **BASIS OF ACCOUNTING**

The City maintains its financial records on the basis of cash receipts and disbursements and the financial statements of the City are prepared on that basis. The cash basis of accounting does not give effect to accounts receivable, accounts payable and accrued items. Accordingly, the financial statements do not present financial position and results of operations of the funds in accordance with U.S. generally accepted accounting principles. Therefore, when reviewing the financial information and discussion within this annual report, readers should keep in mind the limitations resulting from the use of the cash basis of accounting.

## **REPORTING THE CITY'S FINANCIAL ACTIVITIES**

### *Government-wide Financial Statement*

One of the most important questions asked about the City's finances is, "Is the City as a whole better off or worse off as a result of the year's activities?" The Cash Basis Statement of Activities and Net Position reports information which helps answer this question.

The Cash Basis Statement of Activities and Net Position presents the City's net position. Over time, increases or decreases in the City's net position may serve as a useful indicator of whether the financial position of the City is improving or deteriorating.

The Cash Basis Statement of Activities and Net Position is divided into two kinds of activities:

- Governmental Activities include public safety, public works, health and social services, culture and recreation, community and economic development, general government, debt service and capital projects. Property tax and state and federal grants finance most of these activities.
- Business Type Activities include the waterworks, the sanitary sewer system and the storm water system. These activities are financed primarily by user charges.

### *Fund Financial Statements*

The City has two kinds of funds:

1) Governmental funds account for most of the City's basic services. These focus on how money flows into and out of those funds and the balances at year-end that are available for spending. The governmental funds include: 1) the General Fund, 2) the Special Revenue Funds, such as Road Use Tax and Urban Renewal Tax Increment, 3) the Debt Service Fund, 4) the Capital Projects Fund and 5) the Permanent Fund. The governmental fund financial statements provide a detailed, short-term view of the City's general government operations and the basic services it provides. Governmental fund information helps determine whether there are more or fewer financial resources that can be spent in the near future to finance the City's programs.

The required financial statement for governmental funds is a Statement of Cash Receipts, Disbursements and Changes in Cash Balances.

2) Proprietary funds account for the City's Enterprise Funds. Enterprise Funds are used to report business type activities. The City maintains three Enterprise Funds to provide separate information for the Water, Sewer and Storm Water Funds, considered to be major funds of the City.

The required financial statement for proprietary funds is a Statement of Cash Receipts, Disbursements and Changes in Cash Balances.

Reconciliations between the government-wide financial statement and the fund financial statements follow the fund financial statements.

## **GOVERNMENT-WIDE FINANCIAL ANALYSIS**

Net position may serve over time as a useful indicator of financial position. The City's cash balance for governmental activities showed a sharp increase from a year ago due to bond proceeds of approximately \$2.5 million received on June 28, 2018 for an ambulance, commercial master plan, capital projects for park improvements, street and culvert projects, and downtown development. The cash balance increased from approximately \$1.473 million to \$3.941 million. The analysis that follows focuses on the changes in cash basis net position of governmental activities.

Changes in Cash Basis Net Position of Governmental Activities  
(Expressed in Thousands)

	Year Ended June 30,	
	2018	2017 (Not Restated)
Receipts:		
Program receipts:		
Charges for service	\$ 830	799
Operating grants, contributions and restricted interest	896	913
Capital grants, contributions and restricted interest	96	474
General receipts:		
Property tax	2,407	2,167
Tax increment financing	434	467
Other city tax	25	27
Commercial/industrial tax replacement	44	44
Unrestricted interest on investments	11	4
Rent	24	-
Proceeds of general obligation bonds	2,553	887
Other general receipts	4	19
Total receipts	<u>7,324</u>	<u>5,801</u>
Disbursements:		
Public safety	1,177	1,120
Public works	972	867
Health and social services	14	10
Culture and recreation	547	516
Community and economic development	199	217
General government	655	716
Debt service	1,096	1,037
Capital projects	421	1,221
Total disbursements	<u>5,081</u>	<u>5,704</u>
Change in cash basis net position before transfers	2,243	97
Transfers, net	<u>225</u>	<u>261</u>
Change in cash basis net position	2,468	358
Cash basis net position beginning of year	<u>1,473</u>	<u>1,123</u>
Cash basis net position end of year	<u>\$ 3,941</u>	<u>1,481</u>

The City's total receipts for governmental activities increased 26.3%, or approximately \$1,523,000, over the prior year. The total cost of all programs and services decreased approximately \$623,000, or 10.9%, with no new programs added this year. The significant increase in receipts was primarily the result of proceeds received from the issuance of general obligation bonds.

The City reduced the property tax rate for fiscal year 2018 by five cents per \$1,000 of assessed valuation. Total assessed valuation increased by approximately \$17,677,429. This increased valuation raised the City's property tax receipts approximately \$240,000. Based on increases in the total taxable valuation of \$29,630,616 for fiscal year 2019, property tax receipts are budgeted to increase an additional \$388,500 next year.

The cost of all governmental activities this year was approximately \$5,081,000 compared to approximately \$5,704,000 last year. The most significant increases in disbursements were primarily increases in public works for a new plow truck and street repairs and in debt service for increased scheduled debt. The significant decreases results from a reduction in capital projects expenditures of \$800,000. However, as shown in the Cash Basis Statement of Activities and Net Position on page 15, the amount taxpayers ultimately financed for these activities was approximately \$3,259,000 because some of the cost was paid by those directly benefited from the programs (approximately \$830,000) or by other governments and organizations that subsidized certain programs with grants and contributions (approximately \$992,000). Overall, the City's governmental activities program receipts, including intergovernmental aid and fees for service, decreased in 2018 from approximately \$2,186,000 to \$1,822,000 principally due to a decrease in capital grants, contributions and restricted interest.

Changes in Cash Basis Net Position of Business Type Activities (Expressed in Thousands)		
	Year Ended June 30,	
	2018	2017
Receipts:		
Program receipts:		
Charges for service:		
Water	\$ 1,184	1,146
Sewer	1,204	1,052
Storm water	164	157
Operating grants, contributions and restricted interest	75	-
General receipts:		
Unrestricted interest on investments	16	3
Total receipts	<u>2,643</u>	<u>2,358</u>
Disbursements:		
Water	941	911
Sewer	888	897
Storm water	363	121
Total disbursements	<u>2,192</u>	<u>1,929</u>
Change in cash basis net position before transfers	451	429
Transfers, net	<u>(225)</u>	<u>(261)</u>
Change in cash basis net position	226	168
Cash basis net position beginning of year	<u>2,406</u>	<u>2,238</u>
Cash basis net position end of year	<u>\$ 2,632</u>	<u>2,406</u>



Total business type activities receipts for the fiscal year were \$2,643,398 compared to \$2,358,704 last year. This increase is due to an increase in population and water usage. The cash balance increased approximately \$226,000 from the prior year. Total disbursements for the fiscal year increased by approximately 13.6% to a total of \$2,192,293 due to an increase in wholesale water cost in the water fund, an increase in fees due to the Wastewater Reclamation Authority in the sewer fund and District 30 drainage tile and ditch work in the stormwater fund. The Enterprise, Stormwater Fund cash balance decreased \$200,290 as funds were expended for District 30 tile work and Grant Street ditch work and the Enterprise, Water Fund cash balance increased \$181,354 as a water extension along Highway 65 was constructed but not billing not received as of June 30. Also, funds will need to be available for a water extension in fiscal year 2019 for the Parkside development north of Lake Petocka, along Highway 65.

#### **INDIVIDUAL MAJOR GOVERNMENTAL FUND ANALYSIS**

As the City of Bondurant completed the year, its governmental funds reported a combined fund balance of \$3,942,879, an increase of approximately \$2,470,000 from last year's total of \$1,472,751. The following are the major reasons for the changes in fund balances of the major funds from the prior year.

- The General Fund cash balance increased from a balance of \$644,546 in 2017 to a balance of \$1,327,857 in 2018. The increase is largely due to the receipt of bond proceeds of \$455,000 for an ambulance and commercial planning that will be expended in fiscal year 2019. There were also a number of departments in the General Fund that did not spend their fiscal year 2018 expense budgets.
- The Special Revenue, Road Use Tax Fund cash balance increased from a balance of \$464,036 in 2017 to a balance of \$510,510 in 2018. The City will be using these funds for planned rural road resurfacing, Lincoln Street Southeast reconstruction, downtown paving, and crosswalk signals.
- The Debt Service Fund cash balance increased \$18,810 to \$86,291. This increase was due to the receipt of bond proceeds for the payment of issuance costs, where professional service invoices have not yet been received, from the 2018 GO debt issuance.
- The Capital Projects Fund cash balance increased by \$1,740,140 to a balance of \$1,851,092, which was due to 2018 bond proceeds received for parkland improvements, culvert and street reconstruction, and downtown development projects.

#### **INDIVIDUAL MAJOR BUSINESS TYPE FUND ANALYSIS**

- The Enterprise, Water Fund cash balance increased \$181,354 in fiscal year 2018 to \$1,028,733. Water revenues increased \$181,354 due to increased water usage and population. The major expense of wholesale water cost from Des Moines Water Works exceeded \$400,000 and annual debt payments were approximately \$207,000. Upcoming expenses related to Highway 65 and Parkside water main extensions are budgeted in fiscal year 2019.
- The Enterprise, Sewer Fund cash balance increased from \$1,299,851 to \$1,544,637 at June 30, 2018. Sewer revenues increased by approximately \$160,000 due to increased water usage. Disbursements include Wastewater Reclamation Authority fees of \$598,243 and \$86,700 sewer extension design and construction. The anticipated creek re-alignment expense of \$400,000 was delayed to fiscal year 2019. Other anticipated cash requirements include \$875,800 for design and construction of the Wolf Creek Phase II and Highway 65 sewer extensions.

- The Enterprise, Storm Water Fund cash balance decreased \$200,290 to a balance of \$58,799. Approximately \$237,000 was expended for the District 30 tile repairs and Grant Street ditch improvements

## BUDGETARY HIGHLIGHTS

Over the course of the year, the City amended its budget three times. The first amendment approved on July 10, 2017, resulted in an increase in operating disbursements for projects not completed in fiscal year 2017 related to Public Safety, Capital Projects increased for a park land purchase and improvements and trail construction and Business Type increased for a sewer extension in progress. The second budget amendment was approved on April 16, 2018 and was passed to allow for Public Safety expenses related to vehicle repairs, General Government increased due to the purchase of a vehicle for staff members to attend meetings, Capital Projects increased for the expanded costs associated with the park land improvements and downtown development, and Business Type expenditure increases were related to utility extensions. The final budget amendment was approved on May 21, 2018, and resulted in increased budgeted disbursements in Community and Economic Development for planning services, Capital Projects increased due to gas and electrical extensions for new development and Business Type increased due to design work for a water extension. The City had sufficient cash balances to absorb the additional costs of each budget amendment.

Total disbursements were \$2,393,221 less than the final budget of \$9,664,465. Actual disbursements for the business type activities was \$969,748 less than budgeted due to the sewer extension projects for the Wolf Creek and Hwy 65 budgeted but not expensed, \$200,000 and \$375,000, respectively, but not completed during the fiscal year 2018. The water part of the Hwy 65 utility extensions was budgeted for \$265,000 but the pay request was yet to be received as of June 30.

## DEBT ADMINISTRATION

At June 30, 2018, the City had \$9,697,118 in bonds and other long-term debt compared to \$8,378,063 last year as follows:

Outstanding Debt at Year-End (Expressed in Thousands)		
	June 30,	
	2018	2017
General obligation bonds and notes	\$ 8,175	6,675
Water supply rights	312	360
Water service agreement	490	550
Urban service area agreement	720	793
Total	\$ 9,697	8,378

Debt increased as a result of one new debt issuance of \$2,455,000.

The City's general obligation bond rating carries an A1 rating by Moody's Investor Services. The Constitution of the State of Iowa limits the amount of general obligation debt that cities can issue to 5 percent of the assessed value of all taxable property with the City's corporate limits. The City's outstanding general obligation debt of \$8,382,932, including TIF debt of \$207,932, is below the City's Constitutional debt limit of \$15.5 million.

More detailed information about the City's long-term liabilities is presented in Schedule 3 on page 40 to the financial statements.

### **ECONOMIC FACTORS AND NEXT YEAR'S BUDGET AND RATES**

The City of Bondurant's elected and appointed officials and citizens considered many factors when setting the fiscal year 2019 budget, tax rates and fees charged for various City activities. The economy in the area has been steady with a slight decrease in our unemployment rate in the past year. Unemployment in Polk County now stands at 2.5% versus 3.2% a year ago. The County rate equals the State's unemployment rate of 2.5% and the national rate of 4.0%.

The housing market showed strong growth for Bondurant in 2017 with a 20% increase in new single-family home permits issued from 123 to 148. During calendar year 2017, 319 (including 4 commercial building permits with a valuation of \$6.5 million) total building permits were issued, resulting in almost \$60 million in new valuation to the City.

These indicators were taken into account when adopting the budget for fiscal year 2019. Based on the tax rate of \$13.78948 per \$1,000 of taxable valuation, the City expects to generate \$2,803,323 in property tax revenue for fiscal year 2019. Total General Fund revenues at this time are anticipated to be approximately \$2,843,533. Revenues from all funds, including Enterprise Funds, are anticipated to be \$12 million.

### **CONTACTING THE CITY'S FINANCIAL MANAGEMENT**

This financial report is designed to provide our citizens, taxpayers, customers and creditors with a general overview of the City's finances and to show the City's accountability for the money it receives. If you have questions about this report or need additional financial information, contact Marketa Oliver, City Administrator, 200 Second Street, Northeast, P.O. Box 37, Bondurant, Iowa, 50035, 515-967-2418, e-mail [moliver@cityofbondurant.com](mailto:moliver@cityofbondurant.com).

## Basic Financial Statements

## City of Bondurant

## Cash Basis Statement of Activities and Net Position

Exhibit A

As of and for the year ended June 30, 2018

Functions / Programs:	Program Receipts				Net (Disbursements) Receipts and Changes in Cash Basis Net Position		
	Disbursements	Charges for Service	Operating Grants, Contributions and Restricted Interest	Capital Grants, Contributions and Restricted Interest	Governmental Activities	Business Type Activities	Total
<b>Governmental activities:</b>							
Public safety	\$ 1,176,745	460,575	94,585		(621,585)		(621,585)
Public works	971,801	281,343	700,853		10,395		10,395
Health and social services	14,470				(14,470)		(14,470)
Culture and recreation	546,750	35,049	57,966		(453,735)		(453,735)
Community and economic development	199,089		1,603		(197,486)		(197,486)
General government	654,964	39,196	5,303		(610,465)		(610,465)
Debt service	1,096,109		35,306		(1,060,803)		(1,060,803)
Capital projects	421,362	14,142		96,396	(310,824)		(310,824)
Total governmental activities	5,081,290	830,305	895,616	96,396	(3,258,973)		(3,258,973)
<b>Business type activities:</b>							
Water	940,813	1,184,294	74,222		-	317,703	317,703
Sewer	888,170	1,204,350	868		-	317,048	317,048
Storm water	363,310	163,839	299		-	(199,172)	(199,172)
Total business type activities	2,192,293	2,552,483	75,389	-	-	435,579	435,579
<b>Total</b>	<b>\$ 7,273,583</b>	<b>3,382,788</b>	<b>971,005</b>	<b>96,396</b>	<b>(3,258,973)</b>	<b>435,579</b>	<b>(2,823,394)</b>
<b>General Receipts and Transfers:</b>							
Property tax and other city tax levied for:							
General purposes					1,807,769		1,807,769
Debt service					599,217		599,217
Tax increment financing					434,070		434,070
Other city tax					24,991		24,991
Commercial/industrial tax replacement					44,158		44,158
Unrestricted interest on investments					10,529	15,526	26,055
Rent					24,142	-	24,142
Proceeds of general obligation bonds					2,552,905		2,552,905
Sale of capital assets					4,326		4,326
Transfers					225,255	(225,255)	-
Total general receipts and transfers					5,727,362	(209,729)	5,517,633
Change in cash basis net position					2,468,389	225,850	2,694,239
Cash basis net position beginning of year, as restated					1,472,751	2,406,319	3,879,070
Cash basis net position end of year					\$ 3,941,140	2,632,169	6,573,309
<b>Cash Basis Net Position</b>							
Restricted:							
Nonexpendable:							
Cemetery perpetual care					\$ 18,947	-	18,947
Expendable:							
Streets					510,510		510,510
Urban renewal purposes					35,679		35,679
Debt service					86,291		86,291
Other purposes					2,418,595	271,350	2,689,945
Unrestricted					871,118	2,360,819	3,231,937
<b>Total cash basis net position</b>					<b>\$ 3,941,140</b>	<b>2,632,169</b>	<b>6,573,309</b>

See notes to financial statements.

## City of Bondurant

Exhibit B

Statement of Cash Receipts, Disbursements  
and Changes in Cash Balances  
Governmental Funds

As of and for the year ended June 30, 2018

	General	Special Revenue Road Use Tax	Debt Service	Capital Projects	Nonmajor	Total
<b>Receipts:</b>						
Property tax	\$1,463,525	-	599,217	-	344,244	2,406,986
Tax increment financing	-	-	-	-	434,070	434,070
Other city tax	15,429	-	5,911	-	3,652	24,992
Licenses and permits	361,107	-	-	-	-	361,107
Use of money and property	34,206	-	-	240	281	34,727
Intergovernmental	131,579	700,853	10,444	70,998	9,847	923,721
Charges for service	441,488	-	-	-	-	441,488
Special assessments	825	-	-	14,142	-	14,967
Miscellaneous	32,441	-	35,306	25,398	31,990	125,135
<b>Total receipts</b>	<b>2,480,600</b>	<b>700,853</b>	<b>650,878</b>	<b>110,778</b>	<b>824,084</b>	<b>4,767,193</b>
<b>Disbursements:</b>						
<b>Operating:</b>						
Public safety	1,110,560	-	-	-	66,185	1,176,745
Public works	305,615	612,429	-	-	53,757	971,801
Health and social services	14,470	-	-	-	-	14,470
Culture and recreation	430,268	-	-	-	116,482	546,750
Community and economic development	67,679	-	-	-	131,410	199,089
General government	470,023	-	-	-	183,202	653,225
Debt service	-	-	1,096,109	-	-	1,096,109
Capital projects	-	-	-	421,362	-	421,362
<b>Total disbursements</b>	<b>2,398,615</b>	<b>612,429</b>	<b>1,096,109</b>	<b>421,362</b>	<b>551,036</b>	<b>5,079,551</b>
<b>Excess (deficiency) of receipts over (under) disbursements</b>	<b>81,985</b>	<b>88,424</b>	<b>(445,231)</b>	<b>(310,584)</b>	<b>273,048</b>	<b>(312,358)</b>
<b>Other financing sources (uses):</b>						
Proceeds of general obligation bonds, net of \$97,905 premium	455,000	-	49,806	2,048,099	-	2,552,905
Sale of capital assets	4,326	-	-	-	-	4,326
Transfers in	142,000	-	414,235	41,950	6,870	605,055
Transfers out	-	(41,950)	-	(39,325)	(298,525)	(379,800)
<b>Total other financing sources (uses)</b>	<b>601,326</b>	<b>(41,950)</b>	<b>464,041</b>	<b>2,050,724</b>	<b>(291,655)</b>	<b>2,782,486</b>
<b>Change in cash balances</b>	<b>683,311</b>	<b>46,474</b>	<b>18,810</b>	<b>1,740,140</b>	<b>(18,607)</b>	<b>2,470,128</b>
<b>Cash balances beginning of year, as restated</b>	<b>644,546</b>	<b>464,036</b>	<b>67,481</b>	<b>110,952</b>	<b>185,736</b>	<b>1,472,751</b>
<b>Cash balances end of year</b>	<b>\$1,327,857</b>	<b>510,510</b>	<b>86,291</b>	<b>1,851,092</b>	<b>167,129</b>	<b>3,942,879</b>
<b>Cash Basis Fund Balances</b>						
Nonspendable - Cemetery perpetual care	\$ -	-	-	-	18,947	18,947
Restricted for:						
Streets	-	510,510	-	-	-	510,510
Urban renewal purposes	-	-	-	-	35,679	35,679
Debt service	-	-	86,291	-	-	86,291
Other purposes	455,000	-	-	1,851,092	112,503	2,418,595
Unassigned	872,857	-	-	-	-	872,857
<b>Total cash basis fund balances</b>	<b>\$1,327,857</b>	<b>510,510</b>	<b>86,291</b>	<b>1,851,092</b>	<b>167,129</b>	<b>3,942,879</b>

See notes to financial statements.

City of Bondurant

Exhibit C

Reconciliation of the Statement of Cash  
Receipts, Disbursements and Changes in Cash Balances  
to the Cash Basis Statement of Activities and Net Position  
Governmental Funds

As of and for the year ended June 30, 2018

<b>Total governmental funds cash balances (page 16)</b>	<b>\$ 3,942,879</b>
---	---------------------

***Amounts reported for governmental activities in the Cash Basis Statement  
of Activities and Net Position are different because:***

The Internal Service Funds are used by management to charge the costs of the City's flexible spending plan to individual funds. The cash balance of the Internal Service Fund is included in governmental activities in the Cash Basis Statement of Activities and Net Position.

(1,739)

<b>Cash basis net position of governmental activities (page 15)</b>	<b><u>\$ 3,941,140</u></b>
---	----------------------------

<b>Change in cash balances (page 16)</b>	<b>\$ 2,470,128</b>
--	---------------------

***Amounts reported for governmental activities in the Cash Basis Statement  
of Activities and Net Position are different because:***

The Internal Service Funds are used by management to charge the costs of the spending benefit plan. The change in cash balance of the Internal Service Fund is reported with governmental activities in the Cash Basis Statement of Activities and Net Position.

(1,739)

<b>Change in cash basis net position of governmental activities (page 15)</b>	<b><u>\$ 2,468,389</u></b>
---	----------------------------

See notes to financial statements.

## City of Bondurant

Exhibit D

Statement of Cash Receipts, Disbursements  
and Changes in Cash Balances  
Proprietary Funds

As of and for the year ended June 30, 2018

	Enterprise				Internal Service
	Water	Sewer	Storm Water	Total	Flex Spending
Operating receipts:					
Use of money and property	\$ 4,912	10,614	-	15,526	-
Charges for service	1,184,294	1,204,350	163,839	2,552,483	8,775
Miscellaneous	74,222	868	299	75,389	-
Total operating receipts	1,263,428	1,215,832	164,138	2,643,398	8,775
Operating disbursements:					
Governmental activities:					
General government	-	-	-	-	10,514
Business type activities	684,823	711,082	99,915	1,495,820	-
Total operating disbursements	684,823	711,082	99,915	1,495,820	10,514
Excess (deficiency) of operating receipts over (under) operating disbursements	578,605	504,750	64,223	1,147,578	(1,739)
Non-operating receipts (disbursements):					
Debt service	(131,105)	(72,908)	-	(204,013)	-
Capital projects	(124,885)	(104,180)	(263,395)	(492,460)	-
Net non-operating receipts (disbursements)	(255,990)	(177,088)	(263,395)	(696,473)	-
Excess (deficiency) of receipts over (under) disbursements	322,615	327,662	(199,172)	451,105	(1,739)
Other financing sources (uses):					
Transfers out	(141,261)	(82,876)	(1,118)	(225,255)	-
Total other financing sources (uses)	(141,261)	(82,876)	(1,118)	(225,255)	-
Change in cash balances	181,354	244,786	(200,290)	225,850	(1,739)
Cash balances beginning of year	847,379	1,299,851	259,089	2,406,319	-
Cash balances end of year	\$ 1,028,733	1,544,637	58,799	2,632,169	(1,739)
<b>Cash Basis Fund Balances</b>					
Restricted for deposits	\$ 271,350	-	-	271,350	-
Unrestricted	757,383	1,544,637	58,799	2,360,819	(1,739)
Total cash basis fund balances	\$ 1,028,733	1,544,637	58,799	2,632,169	(1,739)

See notes to financial statements.



# City of Bondurant FY18 Dashboard

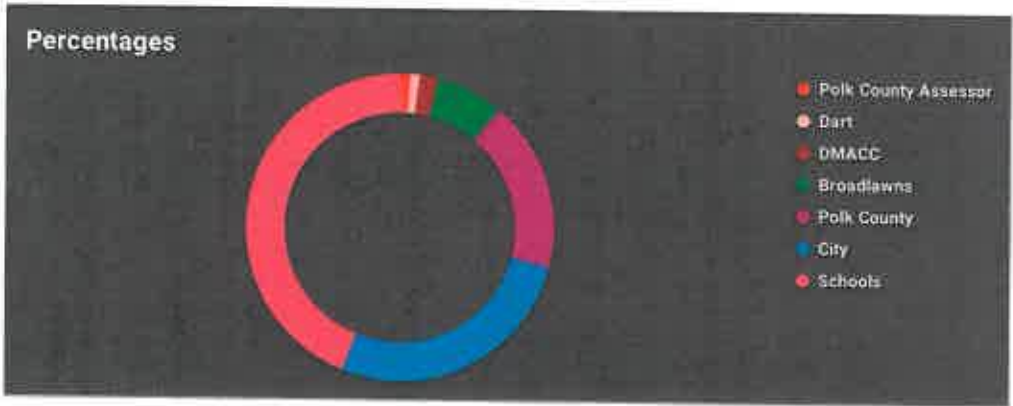
## Overview

- 22% increase from FY17 receipts of revenues
- 5% decrease from FY17 disbursements of expenditures
- \$.05 per \$1,000 of taxable valuation decrease of property taxes

Governmental Activities Disbursement Comparison range: Ending % Change in Fund Balance Over Previous Year

General \$1,327,855 106%	Special Revenue \$610,876 4%	TIF Revenue \$35,679 14%	Debt Service \$86,293 28%
Capital Projects \$1,851,093 1569%	Proprietary \$2,632,171 9%	Permanent \$18,947 8%	Cash and Investments \$6,561,175 70%

## Property Tax Approximate Breakdown



City of Bondurant

Notes to Financial Statements

June 30, 2018

**(1) Summary of Significant Accounting Policies**

The City of Bondurant (City) is a political subdivision of the State of Iowa located in Polk County. It was first incorporated in 1897 and operates under the Home Rule provisions of the Constitution of Iowa. The City operates under the Mayor-Council form of government with the Mayor and Council Members elected on a non-partisan basis. The City provides numerous services to citizens including public safety, public works, health and social services, culture and recreation, community and economic development, and general governmental services. The City also provides water, sewer and storm water utilities for its citizens.

**A. Reporting Entity**

For reporting purposes, the City has included all funds, organizations, agencies, boards, commissions and authorities. The City has also considered all potential component units for which it is financially accountable, and other organizations for which the nature and significance of their relationship with the City are such that exclusion would cause the City's financial statements to be misleading or incomplete. The Governmental Accounting Standards Board has set forth criteria to be considered in determining financial accountability. These criteria include appointing a voting majority of an organization's governing body, and (1) the ability of the City to impose its will on that organization or (2) the potential for the organization to provide specific benefits to, or impose specific financial burdens on the City.

These financial statements include the City of Bondurant (the primary government) and its component unit. The component unit discussed below is included in the City's reporting entity because of the significance of its operational or financial relationship with the City.

**Blended Component Unit**

The Bondurant Community Library Foundation (Foundation) is an entity which is legally separate from the City, but is so intertwined with the City it is, in substance, the same as the City. The Foundation was organized under Chapter 504 of the Code of Iowa as a non-profit corporation in accordance with Section 501(c)3 of the Internal Revenue Code. The purpose of the Foundation is to support, improve and enhance the Bondurant Community Library. The financial transactions of this component unit have been blended into the Special Revenue Funds.

**Jointly Governed Organizations**

The City participates in several jointly governed organizations that provide goods or services to the citizenry of the City but do not meet the criteria of a joint venture since there is no ongoing financial interest or responsibility by the participating governments. City officials are members of the following boards and commissions: Metro Waste Authority, Polk County Assessor's Conference Board, Polk County Emergency Management Commission and Polk County Joint E911 Service Board.

**Joint Venture**

The City also participates in the Des Moines Metropolitan Wastewater Reclamation Authority (WRA). The WRA, a joint venture, was developed as a result of an agreement between the City of Des Moines and surrounding municipalities. See Note 7.

B. Basis of Presentation

Government-wide Financial Statement - The Cash Basis Statement of Activities and Net Position reports information on all of the nonfiduciary activities of the City. For the most part, the effect of interfund activity has been removed from this statement. Governmental activities, which are supported by tax and intergovernmental revenues, are reported separately from business type activities, which rely to a significant extent on fees and charges for service.

The Cash Basis Statement of Activities and Net Position presents the City's nonfiduciary net position. Net position is reported in the following categories/components:

Nonexpendable restricted net position is subject to externally imposed stipulations which require the cash balance to be maintained permanently by the City, including the City's Permanent Fund.

Expendable restricted net position results when constraints placed on the use of cash balances are either externally imposed or imposed by law through constitutional provisions or enabling legislation. Enabling legislation did not result in any restricted net position.

Unrestricted net position consists of cash balances not meeting the definition of the preceding categories. Unrestricted net position is often subject to constraints imposed by management which can be removed or modified.

The Cash Basis Statement of Activities and Net Position demonstrates the degree to which the direct disbursements of a given function are offset by program receipts. Direct disbursements are those clearly identifiable with a specific function. Program receipts include 1) charges to customers or applicants who purchase, use or directly benefit from goods, services or privileges provided by a given function and 2) grants, contributions and interest on investments restricted to meeting the operational or capital requirements of a particular function. Property tax and other items not properly included among program receipts are reported instead as general receipts.

Fund Financial Statements -- Separate financial statements are provided for governmental funds and proprietary funds. Major individual governmental funds and major individual enterprise funds are reported as separate columns in the fund financial statements. All remaining governmental funds and proprietary funds are aggregated and reported as nonmajor governmental funds.

The City reports the following major governmental funds:

The General Fund is the general operating fund of the City. All general tax receipts from general levies and other receipts not allocated by law or contractual agreement to some other fund are accounted for in this fund. From the fund are paid the general operating disbursements, the fixed charges and the capital improvement costs that are not paid from other funds.

The Special Revenue, Road Use Tax Fund is used to account for the road use tax allocation from the State of Iowa to be used for road construction and maintenance.

The Debt Service Fund is utilized to account for property tax and other receipts to be used for the payment of interest and principal on the City's general long-term debt.

The Capital Projects Fund is used to account for all resources used in the acquisition and construction of capital facilities with the exception of those that are financed through Enterprise Funds.

The City reports the following major proprietary funds:

The Enterprise, Water Fund accounts for the operation and maintenance of the City's water system.

The Enterprise, Sewer Fund accounts for the operation and maintenance of the City's waste water treatment and sanitary sewer system.

The Enterprise, Storm Water Fund accounts for the operation and maintenance of the City's storm water system.

Additionally, the City reports a nonmajor proprietary fund. The Internal Service, Flex Spending Fund is utilized to account for employee flexible benefits.

C. Measurement Focus and Basis of Accounting

The City maintains its financial records on the basis of cash receipts and disbursements and the financial statements of the City are prepared on that basis. The cash basis of accounting does not give effect to accounts receivable, accounts payable and accrued items. Accordingly, the financial statements do not present financial position and results of operations of the funds in accordance with U.S. generally accepted accounting principles.

Under the terms of grant agreements, the City funds certain programs by a combination of specific cost-reimbursement grants, categorical block grants and general receipts. Thus, when program disbursements are paid, there is both restricted and unrestricted cash basis net position available to finance the program. It is the City's policy to first apply cost-reimbursement grant resources to such programs followed by categorical block grants and then by general receipts.

When a disbursement in governmental funds can be paid using either restricted or unrestricted resources, the City's policy is generally to first apply the disbursement toward restricted fund balance and then to less-restrictive classifications – committed, assigned and then unassigned fund balances.

Proprietary funds distinguish operating receipts and disbursements from non-operating items. Operating receipts and disbursements generally result from providing services and producing and delivering goods in connection with proprietary fund's principal ongoing operations. All receipts and disbursements not meeting this definition are reported as non-operating receipts and disbursements.

D. Governmental Cash Basis Fund Balances

In the governmental fund financial statements, cash basis fund balances are classified as follows:

Nonspendable – Amounts which cannot be spent because they are legally or contractually required to be maintained intact.

Restricted – Amounts restricted to specific purposes when constraints placed on the use of the resources are either externally imposed by creditors, grantors, or state or federal laws or imposed by law through constitutional provisions or enabling legislation.

Unassigned – All amounts not included in the preceding classifications.

E. Budgets and Budgetary Accounting

The budgetary comparison and related disclosures are reported as Other Information.

**(2) Cash and Pooled Investments**

The City's deposits in banks at June 30, 2018 were entirely covered by federal depository insurance or by the State Sinking Fund in accordance with Chapter 12C of the Code of Iowa. However, at times during the fiscal year ending June 30, 2018, the City's deposits in banks were not entirely covered by federal depository insurance or by the State Sinking Fund in accordance with Chapter 12C of the Code of Iowa. This chapter provides for additional assessments against the depositories to insure there will be no loss of public funds.

The City is authorized by statute to invest public funds in the obligations of the United States government, its agencies and instrumentalities; certificates of deposit or other evidences of deposit at federally insured depository institutions approved by the City Council; prime eligible bankers acceptances; certain high rated commercial paper; perfected repurchase agreements; certain registered open-end management investment companies; certain joint investment trusts; and warrants or improvement certificates of a drainage district.

The City had investments in the Iowa Public Agency Investment Trust (IPAIT) which are valued at an amortized cost of \$2,627,181 pursuant to Rule 2a-7 under the Investment Company Act of 1940. There were no limitations or restrictions on withdrawals for the IPAIT investments. The City's investment in the Iowa Public Agency Investment Trust is unrated.

### (3) Bonds and Notes Payable

Annual debt service requirements to maturity for general obligation bonds and the water supply rights loan agreement are as follows:

Year Ending June 30,	General Obligation Bonds		Water Supply Rights Loan Agreement		Total	
	Principal	Interest	Principal	Interest	Principal	Interest
2019	\$ 955,000	197,328	49,400	6,234	1,004,400	203,562
2020	1,155,000	185,543	50,400	5,246	1,205,400	190,789
2021	960,000	167,525	51,400	4,238	1,011,400	171,763
2022	950,000	147,925	52,400	3,210	1,002,400	151,135
2023	715,000	125,788	53,500	2,162	768,500	127,950
2024-2028	3,025,000	312,365	54,600	1,092	3,079,600	313,457
2029	415,000	13,150	-	-	415,000	13,150
	<u>\$8,175,000</u>	<u>1,149,624</u>	<u>311,700</u>	<u>22,182</u>	<u>8,486,700</u>	<u>1,171,806</u>

#### Water Supply Rights Loan Agreement

In March 2014, the City entered into a \$500,000 loan agreement payable to the City of Pleasant Hill under which the City received \$500,000 as credit against the purchase of the water supply rights being acquired. The agreement bears interest at 2.00% per annum and matures in varying annual amounts ranging from \$45,700 to \$54,600, with the final maturity due in the year ending June 30, 2024.

#### Water Service Agreement

The City entered into an agreement with the Board of Water Works Trustees of the City of Des Moines (DMWW), effective August 1, 2005 and payable through December 1, 2025, to join in the Wholesale Water Service Master Agreement.

This agreement allowed the City to acquire the "Purchased Capacity" of .50 million gallons per day (mgd) of water from DMWW. Payments to DMWW by the City will be used to pay the City's portion of Water Revenue Bonds issued for the construction of a treatment plant. As of June 30, 2018, a total of \$490,449 is owed in relation to this agreement.

#### Urban Service Area Agreement

In February 2009, the City agreed to amend the Urban Service Area Agreement with Polk County to pay for 75% of the annual principal due by the County for a total of \$1,221,213. The payments started June 1, 2011 and will continue through June 1, 2026. As of June 30, 2018, a total of \$719,969 is owed in relation to this agreement. The amount owed in relation to this agreement is paid from the Enterprise, Sewer Fund.

### (4) Operating Lease Agreement

The City entered into a lease on February, 2015 to lease copier equipment at \$3,429 per year. The lease has been classified as an operating lease and, accordingly, all rents are charged to expense as incurred. The lease expires in June, 2020.

The following is a schedule of future payments required under the operating lease which has an initial or remaining non-cancelable lease term in excess of one year as of June 30, 2018:

Year Ended June 30,	Amount
2019	\$ 3,429
2020	3,429
	<u>\$ 6,858</u>

During the fiscal year, total disbursements incurred in relation to this lease agreement were \$3,429.

**(5) Private Facility Revenue Bonds**

The City has issued a total of \$8,000,000 of Private College Facility Revenue Bonds (Grandview University Project), Series 2012B under the provisions of Chapter 419 of the Code of Iowa, of which \$6,820,000 is outstanding at June 30, 2018. The bonds and related interest are payable solely out of the revenues derived from the loan agreement and are not an obligation of the City.

The City has issued a total of \$7,200,000 of Healthcare Facilities Revenue Bonds (Valley View Village Assisted Living Project), Series 2014A and 2014b under the provisions of Chapter 419 of the Code of Iowa, of which \$6,461,272 is outstanding at June 30, 2018. The bonds and related interest are payable solely out of the revenues derived from the loan agreement and are not an obligation of the City.

The City has issued a total of \$8,115,000 of Senior Housing Refunding and Revenue Bonds (Luther Park Apartments, Inc. Project), Series 2015 under the provisions of Chapter 419 of the Code of Iowa, of which \$7,565,000 is outstanding at June 30, 2018. The bonds and related interest are payable solely out of the revenues derived from the loan agreement and are not an obligation of the City.

The City has issued a total of \$4,940,000 of Senior Housing Refunding and Revenue Bonds (Luther Park Health Center, Inc. Project), Series 2016A under the provisions of Chapter 419 of the Code of Iowa, of which \$4,670,000 is outstanding at June 30, 2018. The bonds and related interest are payable solely out of the revenues derived from the loan agreement and are not an obligation of the City.

The City has issued a total of \$7,965,000 of Senior Housing Refunding and Revenue Bonds (Luther Park Health Center, Inc. Project), Series 2016B under the provisions of Chapter 419 of the Code of Iowa, of which \$7,685,000 is outstanding at June 30, 2018. The bonds and related interest are payable solely out of the revenues derived from the loan agreement and are not an obligation of the City.

**(6) Pension Plan**

Plan Description - IPERS membership is mandatory for employees of the City, except for those covered by another retirement system. Employees of the City are provided with pensions through a cost-sharing multiple employer defined benefit pension plan administered by Iowa Public Employees' Retirement System (IPERS). IPERS issues a stand-alone financial report which is available to the public by mail at P.O. Box 9117, Des Moines, Iowa 50306-9117 or at [www.ipers.org](http://www.ipers.org).

IPERS benefits are established under Iowa Code chapter 97B and the administrative rules thereunder. Chapter 97B and the administrative rules are the official plan documents. The following brief description is provided for general informational purposes only. Refer to the plan documents for more information.

Pension Benefits – A regular member may retire at normal retirement age and receive monthly benefits without an early-retirement reduction. Normal retirement age is age 65, anytime after reaching age 62 with 20 or more years of covered employment or when the member's years of service plus the member's age at the last birthday equals or exceeds 88, whichever comes first. These qualifications must be met on the member's first month of entitlement to benefits. Members cannot begin receiving retirement benefits before age 55. The formula used to calculate a Regular member's monthly IPERS benefit includes:

- A multiplier (based on years of service).

- The member's highest five-year average salary, except members with service before June 30, 2012 will use the highest three-year average salary as of that date if it is greater than the highest five-year average salary.

Protection occupation members may retire at normal retirement age, which is generally age 55. The formula used to calculate a protection occupation member's monthly IPERS benefit includes:

- 60% of average salary after completion of 22 years of service, plus an additional 1.5% of average salary for more than 22 years of service but not more than 30 years of service.
- The member's highest three-year average salary.

If a member retires before normal retirement age, the member's monthly retirement benefit will be permanently reduced by an early-retirement reduction. The early-retirement reduction is calculated differently for service earned before and after July 1, 2012. For service earned before July 1, 2012, the reduction is 0.25% for each month that the member receives benefits before the member's earliest normal retirement age. For service earned starting July 1, 2012, the reduction is 0.50% for each month that the member receives benefits before age 65.

Generally, once a member selects a benefit option, a monthly benefit is calculated and remains the same for the rest of the member's lifetime. However, to combat the effects of inflation, retirees who began receiving benefits prior to July 1990 receive a guaranteed dividend with their regular November benefit payments.

Disability and Death Benefits - A vested member who is awarded federal Social Security disability or Railroad Retirement disability benefits is eligible to claim IPERS benefits regardless of age. Disability benefits are not reduced for early retirement. If a member dies before retirement, the member's beneficiary will receive a lifetime annuity or a lump-sum payment equal to the present actuarial value of the member's accrued benefit or calculated with a set formula, whichever is greater. When a member dies after retirement, death benefits depend on the benefit option the member selected at retirement.

Contributions - Contribution rates are established by IPERS following the annual actuarial valuation, which applies IPERS' Contribution Rate Funding Policy and Actuarial Amortization Method. Statute limits the amount rates can increase or decrease each year to 1 percentage point. IPERS Contribution Rate Funding Policy requires that the actuarial contribution rate be determined using the "entry age normal" actuarial cost method and the actuarial assumptions and methods approved by the IPERS Investment Board. The actuarial contribution rate covers normal cost plus the unfunded actuarial liability payment based on a 30-year amortization period. The payment to amortize the unfunded actuarial liability is determined as a level percentage of payroll, based on the Actuarial Amortization Method adopted by the Investment Board.

In fiscal year 2018, pursuant to the required rate, Regular members contributed 5.95% of covered payroll and the City contributed 8.93% of covered payroll, for a total rate of 14.88%. Protection occupation members contributed 6.56% of covered payroll and the City contributed 9.84% of covered payroll, for a total rate of 16.40%.

The City's contributions to IPERS for the year ended June 30, 2018 were \$79,931.

Net Pension Liability, Pension Expense, Deferred Outflows of Resources and Deferred Inflows of Resources Related to Pensions - At June 30, 2018, the City reported a liability of \$719,410 for its proportionate share of the net pension liability. The net pension liability was measured as of June 30, 2017 and the total pension liability used to calculate the net pension liability was determined by an actuarial valuation as of that date. The City's proportion of the net pension liability was based on the City's share of contributions to IPERS relative to the contributions of all IPERS participating employers. At June 30, 2017, the City's proportion was 0.0107999%, which was an increase of 0.000679% from its proportion measured as of June 30, 2016.

For the year ended June 30, 2018, the City's pension expense, deferred outflows of resources and deferred inflows of resources totaled \$107,589, \$290,870 and \$162,910, respectively.

There were no non-employer contributing entities to IPERS.

Actuarial Assumptions - The total pension liability in the June 30, 2017 actuarial valuation was determined using the following actuarial assumptions, applied to all periods included in the measurement.

Rate of Inflation (effective June 30, 2017)	2.60% per annum.
Rates of salary increase (effective June 30, 2017)	3.25 to 16.25%, average, including inflation. Rates vary by membership group.
Long-term investment rate of return (effective June 30, 2017)	7.00% compounded annually, net of investment expense, including inflation.
Wage growth (effective June 30, 2017)	3.25% per annum, based on 2.60% inflation and 0.65% real wage inflation.

The actuarial assumptions used in the June 30, 2017 valuation were based on the results of actuarial experience study dated March 24, 2017.

Mortality rates were based on the RP-2000 Mortality Table for Males or Females, as appropriate, with adjustments for mortality improvements based on Scale AA.

The long-term expected rate of return on IPERS' investments was determined using a building-block method in which best-estimate ranges of expected future real rates (expected returns, net of pension plan investment expense and inflation) are developed for each major asset class. These ranges are combined to produce the long-term expected rate of return by weighting the expected future real rates of return by the target asset allocation percentage and by adding expected inflation. The target allocation and best estimates of arithmetic real rates of return for each major asset class are summarized in the following table:

Asset Class	Asset Allocation	Long-Term Expected Real Rate of Return
Domestic equity	24.0 %	6.25 %
International equity	16.0	6.71
Core plus fixed income	27.0	2.25
Public credit	3.5	3.46
Public real assets	7.0	3.27
Cash	1.0	(0.31)
Private equity	11.0	11.15
Private real assets	7.5	4.18
Private credit	3.0	4.25
Total	100.0 %	

Discount Rate - The discount rate used to measure the total pension liability was 7.00%. The projection of cash flows used to determine the discount rate assumed that employee contributions will be made at the contractually required rate and that contributions from the City will be made at contractually required rates, actuarially determined. Based on those assumptions, IPERS' fiduciary net position was projected to be available to make all projected future benefit payments of current active and inactive employees. Therefore, the long-term expected rate of return on IPERS' investments was applied to all periods of projected benefit payment to determine the total pension liability.

Sensitivity of the City's Proportionate Share of the Net Pension Liability to Changes in the Discount Rate - The following presents the City's proportionate share of the net pension liability calculated using the discount rate of 7.00%, as well as what the City's proportionate share of the net pension liability would be if it were calculated using a discount rate that is 1% lower (6.00%) or 1% higher (8.00%) than the current rate.



1% Decrease (6.00%)	Discount Rate (7.00%)	1% Increase (8.00%)
---------------------------	-----------------------------	---------------------------

City's proportionate share of  
the net pension liability

\$ 1,238,240

719,410

283,548

**IPERS' Fiduciary Net Position** - Detailed information about IPERS' fiduciary net position is available in the separately issued IPERS financial report which is available on IPERS' website at [www.ipers.org](http://www.ipers.org).

#### (7) **Joint Venture and Commitments**

The City is a participating community in the Des Moines Metropolitan Wastewater Reclamation Authority (WRA) joint venture. This joint venture provides primary and secondary treatment of sewer flows for the participating communities. The Amended and Restated Agreement for the WRA was effective on July 1, 2004. This agreement amended and restated the previous Integrated Community Area (I.C.A.) Agreement to provide continued operation, improvements and expansion. The WRA Agreement establishes the WRA as a separate legal entity with its own Board, creates an independent governance structure, establishes an independent bonding authority for the WRA and provides a framework for additional communities to participate.

Annually, the WRA establishes an allocation to all participating communities based on operations, maintenance, debt service and reserve requirements. Allocations are based on wastewater reclamation facility flows and are adjusted prospectively for differences in budgeted flows and actual flows.

The City retains an ongoing financial responsibility to the WRA since it is obligated in some manner for the debts of the joint venture through the annual allocation. Although the debt of the WRA is to be paid solely and only from WRA revenues, the participating communities in the joint venture cannot withdraw from the joint venture while any of the bonds issued during the time the communities were a participating community are still outstanding. The WRA Sewer Revenue Bonds Series 20013B and 2015E include provisions that place the WRA debt service requirements on the same parity and rank as other debts of the participating communities.

The WRA Agreement requires the debt service on these bonds to be allocated to the participating communities based on the WRA flows of the core communities and expansion communities of each calendar year. As of June 30, 2018, the Series 2013B bonds had a balance of \$48,730,000 and the City's estimated future allocation based on the WRA flows is currently \$652,982, or 1.34%. As of June 30, 2018, the Series 2015E bonds had a balance of \$29,665,000 and the City's estimated future allocation based on the WRA flows is currently \$424,210, or 1.43%. The State Revolving Loans are to be paid by the participating communities based on the existing allocations under the prior I.C.A. agreement. On June 30, 2018, the State Revolving Loans had a balance of \$279,527,264 and the City's estimated future allocation based on the WRA flows is currently \$3,466,138, or 1.24%.

The WRA Agreement does not provide for the determination of an equity interest for the participating communities. Withdrawing from the joint venture is a forfeit of all reversionary interest and no compensation will be paid. Pursuant to the new agreement, the City's investment in the joint venture under the I.C.A. Agreement has been contributed to the new WRA organization. The City retains a reversionary interest percentage in the net assets of the WRA redeemable only in the event the WRA is dissolved. During the year ended June 30, 2018, the City paid the WRA \$598,243 for operations, maintenance, equipment replacements and debt service payments.

The WRA issues separate financial statements that may be obtained at 3000 Vandalia Road, Des Moines, Iowa 50317-1346 or online at [DMMWRA.org](http://DMMWRA.org).

**(8) Compensated Absences**

City employees accumulate a limited amount of earned but unused vacation, sick leave and compensatory time hours for subsequent use or for payment upon termination, retirement or death. These accumulations are not recognized as disbursements by the City until used or paid. The City's approximate liability for earned vacation, sick leave and compensatory time payable to employees at June 30, 2018, primarily relating to the General Fund, is as follows:

Type of Benefit	Amount
Vacation	\$ 47,520
Sick leave	69,953
Compensatory time	<u>9,232</u>
Total	<u>\$ 126,705</u>

This liability has been computed based on rates of pay in effect at June 30, 2018.

**(9) Interfund Transfers**

The detail of interfund transfers for the year ended June 30, 2018 is as follows:

Transfer to	Transfer from	Amount
General	Enterprise:	
	Water	\$ 62,000
	Sewer	80,000
		<u>142,000</u>
Special Revenue:	Enterprise:	
Employee Benefits	Water	2,876
	Sewer	2,876
	Storm Water	1,118
		<u>6,870</u>
Debt Service	Special Revenue:	
	Urban Renewal Tax Increment	298,525
	Capital Projects	39,325
	Enterprise:	
	Water	76,385
		<u>414,235</u>
Capital Projects	Special Revenue:	
	Road Use Tax	41,950
		<u>41,950</u>
Total		<u>\$ 605,055</u>

Transfers generally move resources from the fund statutorily required to collect the resources to the fund statutorily required to disburse the resources.

**(10) Related Party Transactions**

The City has business transactions between the City and City officials totaling \$848 during the year ended June 30, 2018.

**(11) Risk Management**

The City is a member of the Iowa Communities Assurance Pool, as allowed by Chapter 670.7 of the Code of Iowa. The Iowa Communities Assurance Pool (Pool) is a local government risk-sharing pool whose 775 members include various governmental entities throughout the State of Iowa. The Pool was formed in August 1986 for the purpose of managing and funding third-party liability claims against its members. The Pool provides coverage and protection in the following categories: general liability, automobile liability, automobile physical damage, public officials liability, police professional liability, property, inland marine and boiler/machinery. There have been no reductions in insurance coverage from prior years.

Each member's annual casualty contributions to the Pool fund current operations and provide capital. Annual casualty operating contributions are those amounts necessary to fund, on a cash basis, the Pool's general and administrative expenses, claims, claims expenses and reinsurance expenses estimated for the fiscal year, plus all or any portion of any deficiency in capital. Capital contributions are made during the first six years of membership and are maintained at a level determined by the Board not to exceed 300% of basis rate.

The Pool also provides property coverage. Members who elect such coverage make annual property operating contributions which are necessary to fund, on a cash basis, the Pool's general and administrative expenses, reinsurance premiums, losses and loss expenses for property risks estimated for the fiscal year, plus all or any portion of any deficiency in capital. Any year-end operating surplus is transferred to capital. Deficiencies in operations are offset by transfers from capital and, if insufficient, by the subsequent year's member contributions.

The City's property and casualty contributions to the Pool are recorded as disbursements from its operating funds at the time of payment to the Pool. The City's contributions to the Pool for the year ended June 30, 2018 were \$47,163.

The Pool uses reinsurance and excess risk-sharing agreements to reduce its exposure to large losses. The Pool retains general, automobile, police professional, and public officials' liability risks up to \$500,000 per claim. Claims exceeding \$500,000 are reinsured through reinsurance and excess risk-sharing agreements up to the amount of risk-sharing protection provided by the City's risk-sharing certificate. Property and automobile physical damage risks are retained by the Pool up to \$250,000 each occurrence, each location. Property risks exceeding \$250,000 are reinsured through reinsurance and excess risksharing agreements up to the amount of risk-sharing protection provided by the City's risk-sharing certificate.

The Pool's intergovernmental contract with its members provides that in the event a casualty claim, property loss or series of claims or losses exceeds the amount of risksharing protection provided by the City's risk-sharing certificate, or in the event a casualty claim, property loss or series of claims or losses exhausts the Pool's funds and any excess risk-sharing recoveries, then payment of such claims or losses shall be the obligation of the respective individual member against whom the claim was made or the loss was incurred.

Members agree to continue membership in the Pool for a period of not less than one full year. After such period, a member who has given 60 days' prior written notice may withdraw from the Pool. Upon withdrawal, payments for all casualty claims and claims expenses become the sole responsibility of the withdrawing member, regardless of whether a claim was incurred or reported prior to the member's withdrawal. Upon withdrawal, a formula set forth in the Pool's intergovernmental contract with its members is applied to determine the amount (if any) to be refunded to the withdrawing member.

The City also carries commercial insurance purchased from other insurers for coverage associated with worker's compensation in the amount of \$1,000,000. The City assumes liability for any deductibles and claims in excess of coverage limitations. Settled claims resulting from these risks have not exceeded commercial insurance coverage in any of the past three fiscal years.

**(12) Deficit Balance**

The Internal Service, Flex Spending Fund had a deficit balance of \$1,739 at June 30, 2018. This deficit balance was a result of claim costs in excess of available reserves in this fund. This deficit will be eliminated through subsequent increases in contributions from the various operating funds of the City.

**(13) Development Agreements**

The City has entered into a development agreement with Wil-Ron Properties LLC. The City agreed to pay Wil-Ron Properties LLC an amount not to exceed \$1,000,000 in exchange for the construction of certain water, sewer, storm water and street improvements. Payments of up to \$50,000 will be made semiannually for a period of ten years provided the developer is in compliance with the terms of the agreement. During the year ended June 30, 2018, the City made payments of \$97,853 to the developer. The balance remaining under the agreement at June 30, 2018 is \$100,000.

The City has entered into a development agreement with S.C. Stoner Construction. The City agreed to provide tax increment payments in an amount not to exceed \$370,000 in exchange for the construction of certain infrastructure improvements. The developer did not provide street lighting as originally agreed to, so the agreement was reduced by \$19,681 to \$350,319. Semiannual payments will be made through June 1, 2023 provided the developer is in compliance with the terms of the revised agreement. During the year ended June 30, 2018, the City made payments of \$33,557 to the developer. The balance remaining under the revised agreement at June 30, 2018 is \$112,784.

The City has entered into a development agreement with B5, LLC. The City agreed to pay B5, LLC an amount not to exceed \$650,000 in exchange for the construction of certain infrastructure improvements. In addition, B5, LLC also entered into a minimum assessment agreement in relation to the property. Provided the terms of the agreement are met, 10 semiannual payments will be made beginning December 1, 2021. Payments of up to \$102,611 will be made semiannually for a period of five years beginning December 1, 2021 provided the developer is in compliance with the terms of the agreement. In addition, other economic development grants will be paid to the developer once certain conditions are met. During the year ended June 30, 2018, the City made payments of \$0 to the developer. The balance remaining under the agreement at June 30, 2018 is \$650,000.

**(14) Tax Abatements**

Governmental Accounting Standards Board Statement No. 77 defines tax abatements as a reduction in tax revenues that results from an agreement between one or more governments and an individual or entity in which (a) one or more governments promise to forgo tax revenues to which they are otherwise entitled and (b) the individual or entity promises to take a specific action after the agreement has been entered into that contributes to economic development or otherwise benefits the governments or the citizens of those governments.

City Tax Abatements

The City provides tax abatements for urban renewal and economic development projects with tax increment financing as provided for in Chapters 15A and 403 of the Code of Iowa. For these types of projects, the City enters into agreements with developers which require the City, after developers meet the terms of the agreements, to rebate a portion of the property tax paid by the developers, to pay the developers an economic development grant or pay the developers a predetermined dollar amount. No other commitments were made by the City as part of these agreements.

For the year ended June 30, 2018, the City abated \$131,410 of property tax under the urban renewal and economic development projects.

**(15) Contingency**

The City participates in a number of Federal and State grant/loan programs. These programs are subject to program compliance audits by the grantors or their representatives. Entitlement to these resources is generally conditional upon compliance with the terms and conditions of grant and loan agreements and applicable federal and state regulations, including the expenditure of resources for allowable purposes. Any disallowance resulting from a federal or state audit may become a liability to the City. The City's management believes such revisions or disallowances, if any, will not be material to the City.

**(16) Commitments**

The City has entered into various agreements for infrastructure improvements. As of June 30, 2018, approximately \$806,000 remains to be paid on these projects. These costs will be paid for as work progresses. It is anticipated that these projects will be completed in fiscal year 2019. The City intends to pay for these costs from existing cash reserves.

**(17) Subsequent Events**

The City has evaluated all subsequent events through January 26, 2019, the date the financial statements were available to be issued.

**(18) Restatements**

During the year ended June 30, 2018, the City discontinued reporting of the Bondurant Fire-Rescue Association in the financial statements. The effect of these restatements are as follows:

	<u>Special Revenue</u>	
	<u>Bondurant Fire-Rescue Association</u>	<u>Governmental Activities</u>
Balances at June 30, 2017, as previously reported	\$ 8,283	1,481,034
Exclusion of: Bondurant Fire-Rescue Association	<u>(8,283)</u>	<u>(8,283)</u>
Balances at July 1, 2017, as restated	<u>\$ -</u>	<u>1,472,751</u>

Other Information

City of Bondurant

Budgetary Comparison Schedule  
of Receipts, Disbursements, and Changes in Balances -  
Budget and Actual (Cash Basis) - All Governmental Funds and Proprietary Funds

Other Information

Year ended June 30, 2018

	Governmental Funds Actual	Proprietary Funds Actual	Less Funds not Required to be Budgeted	Total	Budgeted Amounts		Final to Total Variance
					Original	Final	
Receipts:							
Property tax	\$ 2,406,986			2,406,986	2,414,843	2,414,843	(7,857)
Tax increment financing	434,070			434,070	436,934	436,934	(2,864)
Other city tax	24,992			24,992	24,952	24,952	40
Licenses and permits	361,107			361,107	226,625	328,885	32,222
Use of money and property	34,727	15,526		50,253	18,515	40,195	10,058
Intergovernmental	923,721		-	923,721	913,499	1,064,496	(140,775)
Charges for service	441,488	2,561,258	8,775	2,993,971	2,440,400	2,942,169	51,802
Special assessments	14,967			14,967	12,900	12,900	2,067
Miscellaneous	125,135	75,389	676	199,848	125,138	189,825	10,023
Total receipts	4,767,193	2,652,173	9,451	7,409,915	6,613,806	7,455,199	(45,284)
Disbursements:							
Public safety	1,176,745			1,176,745	1,105,360	1,230,779	54,034
Public works	971,801			971,801	1,069,631	1,079,340	107,539
Health and social services	14,470			14,470	15,200	15,640	1,170
Culture and recreation	546,750		600	546,150	571,038	617,625	71,475
Community and economic development	199,089		-	199,089	228,534	304,834	105,745
General government	653,225	10,514	10,514	653,225	697,923	742,319	89,094
Debt service	1,096,109			1,096,109	1,057,241	1,096,869	760
Capital projects	421,362			421,362	120,000	1,415,018	993,656
Business type activities		2,192,293		2,192,293	2,210,838	3,162,041	969,748
Total disbursements	5,079,551	2,202,807	11,114	7,271,244	7,075,765	9,664,465	2,393,221
Excess (deficiency) of receipts over (under) disbursements	(312,358)	449,366	(1,663)	138,671	(461,959)	(2,209,266)	2,347,937
Other financing sources, net	2,782,486	(225,255)	-	2,557,231		-	2,557,231
Excess (deficiency) of receipts and other financing sources over (under) disbursements and other financing uses	2,470,128	224,111	(1,663)	2,695,902	(461,959)	(2,209,266)	4,905,168
Balances beginning of year, as restated	1,472,751	2,406,319	12,061	3,867,009	2,589,842	3,867,011	(2)
Balances end of year	\$ 3,942,879	2,630,430	10,398	6,562,911	2,127,883	1,657,745	4,905,166

See accompanying independent auditor's report.

City of Bondurant

Notes to Other Information - Budgetary Reporting

June 30, 2018

The budgetary comparison is presented in accordance with Governmental Accounting Standards Board Statement No. 41 for governments with significant budgetary perspective differences resulting from not being able to present budgetary comparisons for the General Fund and each major Special Revenue Fund.

In accordance with the Code of Iowa, the City Council annually adopts a budget on the cash basis following required public notice and hearing for all funds except the Internal Service Fund. The annual budget may be amended during the year utilizing similar statutorily prescribed procedures.

Formal and legal budgetary control is based upon nine major classes of disbursements known as functions, not by fund. These nine functions are: public safety, public works, health and social services, culture and recreation, community and economic development, general government, debt service, capital projects, and business type activities. Function disbursements required to be budgeted include disbursements for the General Fund, the Special Revenue Funds, the Debt Service Fund, the Capital Projects Fund, the Permanent Fund and the Enterprise Funds. Although the budget document presents function disbursements by fund, the legal level of control is at the aggregated function level, not by fund. During the year, three budget amendments increased budgeted disbursements by \$2,588,700. The budget amendments are reflected in the final budgeted amounts.

During the year ended June 30, 2018, disbursements did not exceed the amounts budgeted.



City of Bondurant

Schedule of the City's Proportionate Share of the Net Pension Liability

Iowa Public Employees' Retirement System  
For the Last Four Years\*  
(In Thousands)

Other Information

	2018	2017	2016	2015
City's proportion of the net pension liability	0.010800%	0.010121%	0.009984%	0.009019%
City's proportionate share of the net pension liability	\$ 719	637	493	358
City's covered payroll	\$ 898	792	687	595
City's proportionate share of the net pension liability as a percentage of its covered payroll	80.07%	80.43%	71.76%	60.17%
IPERS' net position as a percentage of the total pension liability	82.21%	81.82%	85.19%	87.61%

\* In accordance with GASB Statement No. 68, the amounts presented for each fiscal year were determined as of June 30 of the preceding fiscal year

See accompanying independent auditor's report.

City of Bondurant

Schedule of City Contributions

Iowa Public Employees' Retirement System  
For the Last Ten Years  
(In Thousands)

Other Information

	2018	2017	2016	2015	2014	2013	2012	2011	2010	2009
Statutorily required contribution	\$ 80	81	71	61	53	51	43	36	32	29
Contributions in relation to the statutorily required contribution	(80)	(81)	(71)	(61)	(53)	(51)	(43)	(36)	(32)	(29)
Contribution deficiency (excess)	\$ -	-	-	-	-	-	-	-	-	-
City's covered payroll	\$ 881	898	792	687	595	586	529	523	487	455
Contributions as a percentage of covered payroll	9.08%	9.02%	8.96%	8.93%	8.67%	8.67%	8.07%	6.95%	6.65%	6.35%

See accompanying independent auditor's report.

City of Bondurant

Notes to Other Information – Pension Liability

Year ended June 30, 2018

Changes of benefit terms:

Legislation enacted in 2010 modified benefit terms for Regular members. The definition of final average salary changed from the highest three to the highest five years of covered wages. The vesting requirement changed from four years of service to seven years. The early retirement reduction increased from 3% per year measured from the member's first unreduced retirement age to a 6% reduction for each year of retirement before age 65.

Changes of assumptions:

The 2017 valuation implemented the following refinements as a result of an experience study dated March 24, 2017:

- Decreased the inflation assumption from 3.00% to 2.60%.
- Decreased the assumed rate of interest on member accounts from 3.75% to 3.50% per year.
- Decreased the discount rate from 7.50% to 7.00%.
- Decreased the wage growth assumption from 4.00% to 3.25%.
- Decreased the payroll growth assumption from 4.00% to 3.25%.

The 2014 valuation implemented the following refinements as a result of a quadrennial experience study:

- Decreased the inflation assumption from 3.25% to 3.00%.
- Decreased the assumed rate of interest on member accounts from 4.00% to 3.75% per year.
- Adjusted male mortality rates for retirees in the Regular membership group.
- Reduced retirement rates for sheriffs and deputies between the ages of 55 and 64.
- Moved from an open 30-year amortization period to a closed 30-year amortization period for the UAL (unfunded actuarial liability) beginning June 30, 2015. Each year thereafter, changes in the UAL from plan experience will be amortized on a separate closed 20-year period.

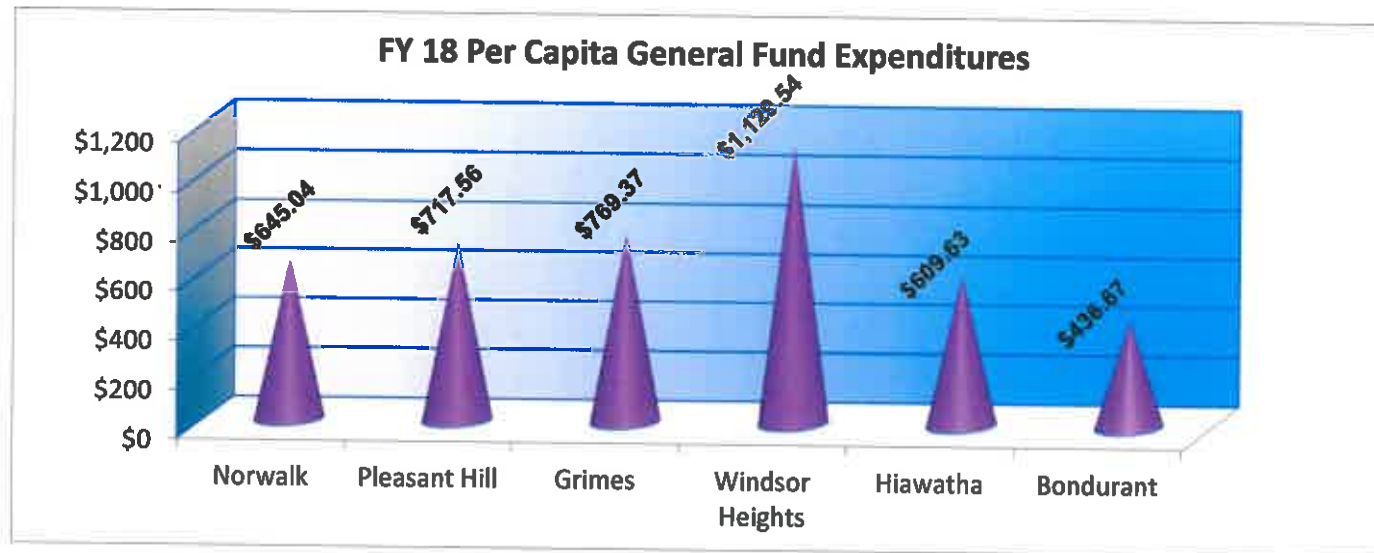
The 2010 valuation implemented the following refinements as a result of a quadrennial experience study:

- Adjusted retiree mortality assumptions.
- Modified retirement rates to reflect fewer retirements.
- Lowered disability rates at most ages.
- Lowered employment termination rates.
- Generally increased the probability of terminating members receiving a deferred retirement benefit.
- Modified salary increase assumptions based on various service duration.

## Supplementary Information

## FY 18 Per Capita General Fund Expenditures

	Norwalk	Pleasant Hill	Grimes	Windsor Heights	Hiawatha	Bondurant
<b>General Fund Expenditures</b>	\$5,769,871	\$6,303,759	\$8,788,552	\$5,489,567	\$4,282,071	\$2,398,616
<b>Population</b>	8,945	8,785	11,423	4,860	7,024	5,493
<b>Per Capita Expenditure</b>	\$645.04	\$717.56	\$769.37	\$1,129.54	\$609.63	\$436.67



City of Bondurant  
Bond and Note Maturities  
June 30, 2018

Schedule 3

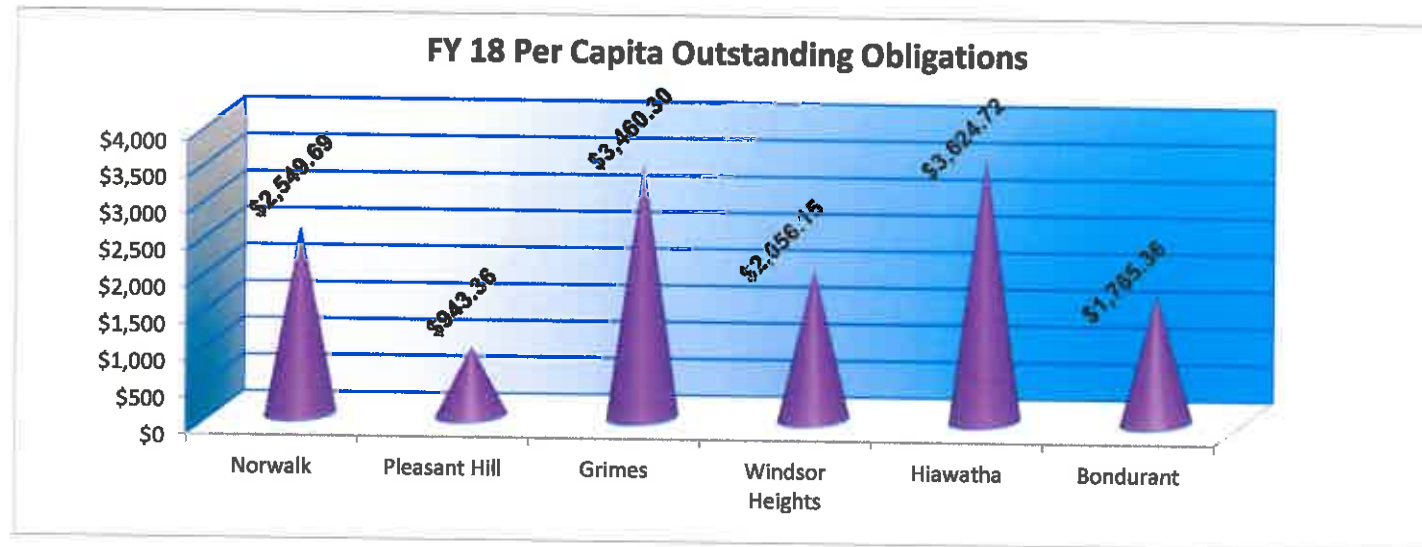
General Obligation Bonds															
Year Ending June 30,	Series 2011 Issued July 6, 2011		Series 2013A Issued June 12, 2013		Series 2013B Issued June 12, 2013		Series 2014A Issued March 5, 2014		Series 2016A Issued March 3, 2016		Series 2017 Issued May 31, 2017		Series 2018A Issued June 28, 2018		Total
	Interest Rates	Amount	Interest Rates	Amount	Interest Rates	Amount	Interest Rates	Amount	Interest Rates	Amount	Interest Rates	Amount	Interest Rates	Amount	
2019	2.20%	\$ 110,000	0.90%	\$ 265,000	0.90%	\$ 250,000	1.70%	\$ 50,000	0.95%	\$ 240,000	-	\$ -	4.00%	\$ 40,000	955,000
2020	2.40%	115,000	1.05%	275,000	1.05%	250,000	1.70%	50,000	1.10%	245,000	1.40%	100,000	4.00%	120,000	1,155,000
2021	2.60%	115,000	1.25%	245,000	1.25%	255,000	2.20%	55,000	-	-	1.55%	100,000	4.00%	190,000	960,000
2022	2.80%	120,000	1.45%	145,000	1.45%	260,000	2.20%	55,000	-	-	1.70%	135,000	4.00%	235,000	950,000
2023	3.00%	125,000	1.70%	150,000	-	-	2.50%	60,000	-	-	1.85%	135,000	4.00%	245,000	715,000
2024	3.20%	135,000	1.90%	155,000	-	-	2.50%	60,000	-	-	2.00%	140,000	4.00%	255,000	745,000
2025	3.30%	140,000	2.00%	155,000	-	-	2.70%	115,000	-	-	2.20%	140,000	4.00%	255,000	805,000
2026	3.45%	145,000	-	-	-	-	2.85%	120,000	-	-	2.35%	145,000	4.00%	265,000	675,000
2027	-	-	-	-	-	-	3.00%	120,000	-	-	-	-	3.00%	275,000	395,000
2028	-	-	-	-	-	-	3.20%	120,000	-	-	-	-	3.00%	285,000	405,000
2029	-	-	-	-	-	-	3.40%	125,000	-	-	-	-	3.10%	290,000	415,000
		<u>\$ 1,005,000</u>		<u>\$ 1,390,000</u>		<u>\$ 1,015,000</u>		<u>\$ 930,000</u>		<u>\$ 485,000</u>		<u>\$ 895,000</u>		<u>\$ 2,455,000</u>	<u>8,175,000</u>

Loan Agreement		
Water Supply Rights		
Issued March 27, 2014		
Year Ending June 30,	Interest Rates	Amount
2019	2.00%	\$ 49,400
2020	2.00%	50,400
2021	2.00%	51,400
2022	2.00%	52,400
2023	2.00%	53,500
2024	2.00%	54,600
		<u>\$ 311,700</u>

See accompanying independent auditor's report.

**FY 18**  
**Per Capita Outstanding Debt Obligations**

	Norwalk	Pleasant Hill	Grimes	Windsor Heights	Hiawatha	Bondurant
<b>Outstanding Debt Obligations</b>	\$22,807,000	\$8,287,377	\$39,527,000	\$9,992,906	\$25,460,000	\$9,697,116
<b>Population</b>	8,945	8,785	11,423	4,860	7,024	5,493
<b>Per Capita</b>	\$2,549.69	\$943.36	\$3,460.30	\$2,056.15	\$3,624.72	\$1,765.36



City of Bondurant

Schedule of Receipts By Source and Disbursements By Function -  
All Governmental Funds

Schedule 4

For the Last Ten Years

	2018	2017	2016	2015	2014	2013	2012	2011	2010	2009
<b>Receipts:</b>										
Property tax	\$2,406,986	2,166,780	1,982,540	1,757,715	1,635,189	1,540,915	1,434,131	1,309,877	1,246,106	1,041,906
Tax increment financing	434,070	467,205	480,316	488,924	506,265	383,187	386,986	380,845	389,868	319,895
Other city tax	24,992	26,493	27,569	35,586	27,889	28,005	16,624	17,013	16,629	44,845
Licenses and permits	361,107	347,335	194,112	183,622	89,816	121,876	53,055	46,584	73,698	52,618
Use of money and property	34,727	22,427	18,395	33,228	32,702	29,308	3,626	37,814	57,394	47,658
Intergovernmental	923,721	1,262,272	702,907	1,831,115	565,419	554,786	924,805	532,942	650,630	387,082
Charges for service	441,488	420,957	391,052	382,624	328,234	278,415	100,685	74,619	55,183	86,401
Special assessments	14,967	15,441	16,362	28,833	127,257	80,870	41,248	35,378	31,984	8,360
Miscellaneous	125,135	184,054	179,055	199,617	372,382	308,495	136,513	105,721	57,776	113,881
<b>Total</b>	<b>\$4,767,193</b>	<b>4,912,964</b>	<b>3,992,308</b>	<b>4,941,264</b>	<b>3,685,153</b>	<b>3,325,857</b>	<b>3,097,673</b>	<b>2,540,793</b>	<b>2,579,268</b>	<b>2,102,646</b>
<b>Disbursements:</b>										
<b>Operating:</b>										
Public safety	\$1,176,745	1,120,385	853,312	758,329	1,059,932	632,809	678,647	584,205	458,550	513,749
Public works	971,801	866,452	680,439	563,694	686,425	569,142	512,100	493,850	263,744	249,766
Health and social services	14,470	10,281	6,996	768	9,175	6,588	6,705	407	7,572	4,955
Culture and recreation	546,750	515,439	561,245	458,332	451,639	400,516	334,820	327,180	234,388	247,255
Community and economic development	199,089	216,737	194,051	265,458	247,107	228,550	250,404	210,810	130,139	40,430
General government	653,225	716,084	650,613	675,270	532,751	539,116	513,726	450,756	440,640	471,794
Debt service	1,096,109	1,037,266	1,042,441	2,687,731	906,123	1,026,071	642,169	629,253	634,392	755,527
Capital projects	421,362	1,221,061	739,970	2,022,760	758,952	1,144,472	1,608,596	1,239,397	1,025,117	2,041,390
<b>Total</b>	<b>\$5,079,551</b>	<b>5,703,705</b>	<b>4,729,067</b>	<b>7,432,342</b>	<b>4,652,104</b>	<b>4,547,264</b>	<b>4,547,167</b>	<b>3,935,858</b>	<b>3,194,542</b>	<b>4,324,866</b>

See accompanying independent auditor's report.



## City of Bondurant

Schedule 1

Schedule of Cash Receipts, Disbursements  
and Changes in Cash Balances  
Nonmajor Governmental Funds

As of and for the year ended June 30, 2018

	Special Revenue							Permanent	Total
	Employee Benefits	Urban Renewal Tax Increment	Library Grant	EMS Grant	Park and Recreation	Storm Water Grants	Tree	Bondurant Community Library Foundation Cemetery Perpetual Care	
Receipts:									
Property tax	\$ 344,244	-	-	-	-	-	-	-	344,244
Tax increment financing	-	434,070	-	-	-	-	-	-	434,070
Other city tax	3,652	-	-	-	-	-	-	-	3,652
Use of money and property	-	178	57	-	-	-	-	46	281
Intergovernmental	6,452	-	3,395	-	-	-	-	-	9,847
Miscellaneous	563	-	10,121	7,650	10,680	-	1,000	676	31,990
Total receipts	354,911	434,248	13,573	7,650	10,680	-	1,000	676	824,084
Disbursements:									
Operating:									
Public safety	55,598	-	-	10,587	-	-	-	-	66,185
Public works	53,757	-	-	-	-	-	-	-	53,757
Culture and recreation	81,123	-	22,134	-	10,475	-	2,150	600	116,482
Community and economic development	-	131,410	-	-	-	-	-	-	131,410
General government	183,202	-	-	-	-	-	-	-	183,202
Total disbursements	373,680	131,410	22,134	10,587	10,475	-	2,150	600	551,036
Excess (deficiency) of receipts over (under) disbursements	(18,769)	302,838	(8,561)	(2,937)	205	-	(1,150)	76	273,048
Other financing sources (uses):									
Transfers in	6,870	-	-	-	-	-	-	-	6,870
Transfers out	-	(298,525)	-	-	-	-	-	-	(298,525)
Total other financing sources (uses)	6,870	(298,525)	-	-	-	-	-	-	(291,655)
Change in cash balances	(11,899)	4,313	(8,561)	(2,937)	205	-	(1,150)	76	(18,607)
Cash balances beginning of year, as restated	88,977	31,366	29,140	4,843	98	493	1,157	12,061	185,736
Cash balances end of year	\$ 77,078	35,679	20,579	1,906	303	493	7	12,137	167,129
Cash Basis Fund Balances									
Nonspendable - Cemetery perpetual care	-	-	-	-	-	-	-	18,947	18,947
Restricted for:									
Urban renewal purposes	-	35,679	-	-	-	-	-	-	35,679
Other purposes	77,078	-	20,579	1,906	303	493	7	12,137	112,503
Total cash basis fund balances	\$ 77,078	35,679	20,579	1,906	303	493	7	12,137	167,129

See notes to financial statements.

City of Bondurant  
Schedule of Indebtedness  
Year Ended June 30, 2018

Schedule 2

Obligation	Date of Issue	Interest Rates	Amount Originally Issued	Balance Beginning of Year	Issued During Year	Redeemed During Year	Balance End of Year	Interest Paid	Interest Due and Unpaid
<b>General Obligation Bonds:</b>									
Corporate purpose, Series 2011	July 6, 2011	1.00-3.45%	\$ 1,550,000	1,110,000	-	105,000	1,005,000	31,323	-
Corporate purpose, Series 2013A	June 12, 2013	0.30-2.00%	2,265,000	1,625,000	-	235,000	1,390,000	20,795	-
Refunding, Series 2013B	June 12, 2013	0.50-1.45%	1,745,000	1,260,000	-	245,000	1,015,000	13,670	-
Water, Series 2014A	March 5, 2014	0.50-3.40%	1,130,000	980,000	-	50,000	930,000	25,885	-
Urban renewal refunding, Series 2016A	March 3, 2016	0.70-1.10%	1,065,000	770,000	-	285,000	485,000	7,255	-
Urban renewal bonds, Series 2017	May 31, 2017	1.40-2.35%	895,000	895,000	-	-	895,000	17,077	-
Corporate purpose, Series 2018A	June 28, 2018	3.00-4.00%	2,455,000	-	2,455,000	-	2,455,000	-	-
<b>Total</b>				<b>\$ 6,640,000</b>	<b>2,455,000</b>	<b>920,000</b>	<b>8,175,000</b>	<b>116,005</b>	<b>-</b>
<b>General Obligation Notes:</b>									
Vehicle acquisition	September 9, 2013	1.75%	\$ 170,000	35,000	-	35,000	-	613	-
<b>Revenue Note:</b>									
<b>Loan Agreement:</b>									
Water supply rights	March 27, 2014	2.00%	\$ 500,000	360,200	-	48,500	311,700	7,204	-
Water Service Agreement	October 30, 2012	2.00-3.00%	\$ 778,074	549,986	-	59,537	490,449	15,864	-
Urban Service Area Agreement	February 10, 2009	-	\$ 1,221,213	792,877	-	72,908	719,969	-	-

See accompanying independent auditor's report.

**FY 18**  
**Calculated Tax Based on Annual Median Valuations**

	Norwalk	Pleasant Hill	Grimes	Windsor Heights	Hiawatha	Bondurant
<b>Median Assessed Value</b>	\$242,266	\$179,800	\$193,450	\$170,800	\$185,400	\$191,750
<b>Rollback Percentage</b>	56.9391	56.9391	56.9391	56.9391	56.9391	56.9391
<b>Taxable Value</b>	\$137,944	\$102,377	\$110,149	\$97,252	\$105,565	\$109,181
<b>Tax Rate per \$1000</b>	\$15.42340	\$11.65000	\$12.91035	\$16.96522	\$15.41180	\$13.83440
<b>Calculated Tax</b>	\$2,127.57	\$1,192.69	\$1,422.06	\$1,649.90	\$1,626.95	\$1,510.45

**Calculated Tax Based on Median Assessed Valuations - Jan 1, 2018**

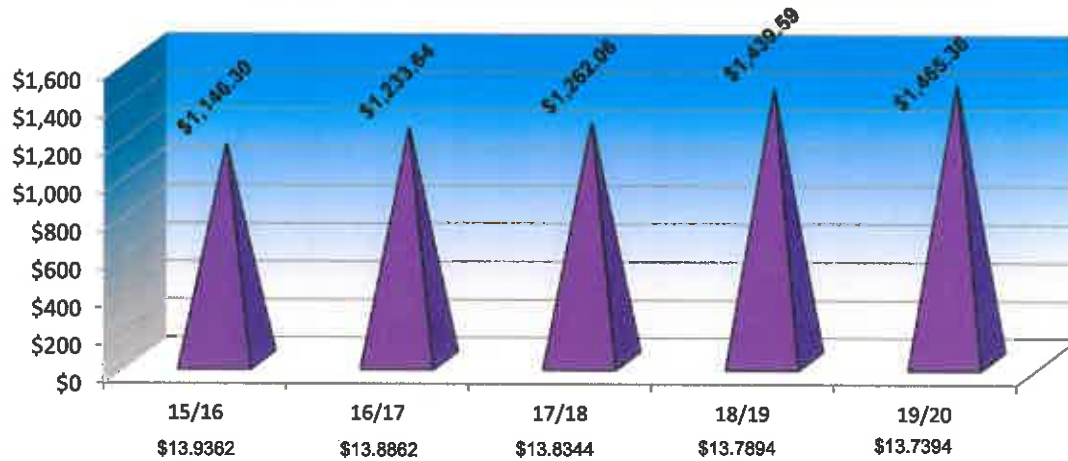


## Multi-Year Overview

### Calculated Tax Based on Annual Median Valuations

Year	15/16	16/17	17/18	18/19	19/20
Median Assessed Value	\$151,200	\$159,400	\$164,000	\$183,350	\$191,750
Rollback Percentage	54.4002	55.7335	55.6259	56.9391	55.6209
Taxable Value	\$82,253	\$88,839	\$91,226	\$104,398	\$106,653
Tax Rate per \$1000	\$13.93626	\$13.88621	\$13.83440	\$13.78948	\$13.73948
Calculated Tax	\$1,146.30	\$1,233.64	\$1,262.06	\$1,439.59	\$1,465.36

**Calculated Tax Based on Median Historical Valuations**





**FALLER, KINCHELOE & CO, PLC**

**Certified Public Accountants**

Independent Auditor's Report on Internal Control  
over Financial Reporting and on Compliance and Other Matters  
Based on an Audit of Financial Statements Performed in Accordance with  
Government Auditing Standards

To the Honorable Mayor and  
Members of the City Council:

We have audited in accordance with U.S. generally accepted auditing standards and the standards applicable to financial audits contained in Government Auditing Standards, issued by the Comptroller General of the United States, the financial statements of the governmental activities, the business type activities, each major fund and the aggregate remaining fund information of the City of Bondurant, Iowa (City) as of and for the year ended June 30, 2018, and the related Notes to Financial Statements, which collectively comprise the City's basic financial statements, and have issued our report thereon dated January 16, 2019. Our report expressed unmodified opinions on the financial statements which were prepared on the basis of cash receipts and disbursements, a basis of accounting other than U.S. generally accepted accounting principles.

Internal Control Over Financial Reporting

In planning and performing our audit of the financial statements, we considered the City's internal control over financial reporting to determine the audit procedures appropriate in the circumstances for the purpose of expressing our opinions on the financial statements, but not for the purpose of expressing an opinion on the effectiveness of the City's internal control. Accordingly, we do not express an opinion on the effectiveness of the City's internal control.

A deficiency in internal control exists when the design or operation of a control does not allow management or employees, in the normal course of performing their assigned functions, to prevent or detect and correct misstatements on a timely basis. A material weakness is a deficiency, or a combination of deficiencies, in internal control such that there is a reasonable possibility a material misstatement of the City's financial statements will not be prevented or detected and corrected on a timely basis. A significant deficiency is a deficiency, or a combination of deficiencies, in internal control that is less severe than a material weakness, yet important enough to merit attention by those charged with governance.

Our consideration of internal control was for the limited purpose described in the first paragraph of this section and was not designed to identify all deficiencies in internal control that might be material weaknesses or significant deficiencies and, therefore, material weaknesses or significant deficiencies may exist that were not identified. We did identify deficiencies in internal control, described in the accompanying Schedule of Findings as items (A), (B), (C), (D) and (E) we consider to be material weaknesses.

### Compliance and Other Matters

As part of obtaining reasonable assurance about whether the City's financial statements are free of material misstatement, we performed tests of its compliance with certain provisions of laws, regulations, contracts and grant agreements, non-compliance with which could have a direct and material effect on the determination of financial statement amounts. However, providing an opinion on compliance with those provisions was not an objective of our audit and, accordingly, we do not express such an opinion. The results of our tests disclosed no instances of non-compliance or other matters that are required to be reported under Government Auditing Standards. However, we noted certain immaterial instances of non-compliance or other matters which are described in the accompanying Schedule of Findings.

Comments involving statutory and other legal matters about the City's operations for the year ended June 30, 2018 are based exclusively on knowledge obtained from procedures performed during our audit of the financial statements of the City. Since our audit was based on tests and samples, not all transactions that might have had an impact on the comments were necessarily audited. The comments involving statutory and other legal matters are not intended to constitute legal interpretations of those statutes.

### City's Responses to the Findings

The City's responses to the findings identified in our audit are described in the accompanying Schedule of Findings. The City's responses were not subjected to the auditing procedures applied in the audit of the financial statements and, accordingly, we express no opinion on them.

### Purpose of this Report

The purpose of this report is solely to describe the scope of our testing of internal control and compliance and the result of that testing and not to provide an opinion on the effectiveness of the City's internal control or on compliance. This report is an integral part of an audit performed in accordance with Government Auditing Standards in considering the City's internal control and compliance. Accordingly, this communication is not suitable for any other purpose.

We would like to acknowledge the many courtesies and assistance extended to us by personnel of the City during the course of our audit. Should you have any questions concerning any of the above matters, we shall be pleased to discuss them with you at your convenience.



FALLER, KINCHELOE & CO., PLC

January 16, 2019

City of Bondurant

Schedule of Findings

Year ended June 30, 2018

**Findings Related to the Financial Statements:**

**INTERNAL CONTROL DEFICIENCIES:**

**(A) Segregation of Duties**

Criteria – Management is responsible for establishing and maintaining internal control. A good system of internal control provides for adequate segregation of duties so no one individual handles a transaction from its inception to completion. In order to maintain proper internal control, duties should be segregated so the authorization, custody and recording of transactions are not under the control of the same employee. This segregation of duties helps prevent losses from employee error or dishonesty and maximizes the accuracy of the City of Bondurant (City) financial statements.

Condition - For the Bondurant Community Library Foundation (Library Foundation), generally one or two individuals have control over each of the following areas for which minimal or no compensating controls exist:

- (1) Receipts – collecting, depositing, posting and reconciling.
- (2) Disbursements – preparing, recording and reconciling.

Cause – The Library Foundation has a limited number of employees and procedures have not been designed to adequately segregate duties or provide compensating controls through additional oversight of transactions and processes.

Effect – Inadequate segregation of duties could adversely affect the Library Foundation's ability to prevent or detect and correct misstatements, errors or misappropriation on a timely basis by employees in the normal course of performing their assigned functions.

Recommendation – The Library Foundation should review their control activities to obtain the maximum internal control possible under the circumstances utilizing currently available staff.

Response – The Library Foundation has no staff, only board members. The Library Foundation has established control activities to obtain maximum internal control and additional oversight of transactions and processes as much as possible under these circumstances, while updating established control procedures designed to segregate duties and provide compensating controls whenever possible.

Conclusion – Response acknowledged.

**(B) Preparation of Financial Statements**

Criteria - A properly designed system of internal control over financial reporting includes the preparation of an entity's financial statements and accompanying notes to the financial statements by internal personnel of the entity.

City of Bondurant

Schedule of Findings

Year ended June 30, 2018

Condition - As auditors, we were requested to draft the financial statements and accompanying notes to the financial statements. It is the responsibility of management and those charged with governance to make the decision whether to accept the degree of risk associated with this condition because of cost or other considerations.

Cause - We recognize that with a limited number of office employees, preparation of the financial statements and accompanying notes to the financial statements is difficult.

Effect - The effect of this condition is that the year-end financial reporting is prepared by a party outside of the City. The outside party does not have the constant contact with ongoing financial transactions.

Recommendation - We recommend that City officials continue reviewing operating procedures in order to obtain the maximum internal control possible under the circumstances to enable staff to draft the financial statements and accompanying notes to the financial statements internally.

Response - These are very technical issues that the average citizen would not understand. This issue relates to auditor independence issues, and we accept the risk associated with not being able to prepare these documents and apply accounting principles in accordance with an other comprehensive basis of accounting.

Conclusion - Response acknowledged.

(C) Financial Reporting

Criteria - A deficiency in internal control over financial reporting exists when the design or operation of a control does not allow management or employees, in the normal course of performing their assigned functions, to prevent, or detect and correct, misstatements of the financial statements on a timely basis. Properly designed policies and procedures and implementation of the policies and procedures are an integral part of ensuring the reliability and accuracy of the City's financial statements.

Condition - Instances were noted where sales tax receipts and disbursements, general obligation bond proceeds and Internal Service Fund receipts and disbursements were not properly recorded in the accounting system. These transactions were recorded in the accounting system, but were not properly recorded in the accounting system in accordance with the cash basis of accounting.

Cause - City policies do not require and procedures have not been established to provide for an independent review of receipts and disbursements to ensure the City's financial statements are properly recorded in the accounting system in accordance with the cash basis of accounting.

Effect - Lack of City policies and procedures resulted in City employees not detecting these issues in the normal course of performing their assigned functions. As a result, reclassifications to the City's financial statements were necessary.

Recommendation - The City should establish procedures to ensure all receipts and disbursements are properly recorded and reported in the City's financial statements in accordance with the cash basis of accounting.

Response - In the future, we will ensure all transactions are properly recorded in the accounting system in accordance with the cash basis of accounting.

Conclusion - Response acknowledged.



City of Bondurant

Schedule of Findings

Year ended June 30, 2018

(D) Receipts

Criteria – A deficiency in internal control over financial reporting exists when the design or operation of a control does not allow management or employees, in the normal course of performing their assigned functions, to prevent, or detect and correct, misstatements of the financial statements on a timely basis. Properly designed policies and procedures and implementation of the policies and procedures are an integral part of ensuring the reliability and accuracy of the City's financial statements.

Condition – Material amounts of receipts are not deposited timely by the City.

Cause – City policies do not require and procedures have not been established to ensure all receipts are deposited timely.

Effect – This condition could result in unrecorded or unaccounted for receipts.

Recommendation – The City should establish procedures to ensure all receipts are deposited on a timely basis.

Response – Staff will evaluate possibilities to address this issue. This is related to the City's Utility Billing Account deposits and is a byproduct of the limitations of the City's antiquated utility billing software. The City hopes to purchase new software that will enable immediate application of utility deposits to accounts in the upcoming fiscal year.

Conclusion – Response acknowledged.

(E) Reconciliation of Ambulance Billings, Collections and Delinquent Accounts

Criteria – An effective internal control system provides for internal controls related to reconciling ambulance billings, collections and delinquent accounts to ensure proper recording of ambulance receipts, the propriety of adjustments and write-offs and the propriety of delinquent accounts.

Condition – Although the City obtains documentation of the ambulance billings, collections and delinquent accounts, the amounts are not reconciled from month to month.

Cause – Policies have not been established and procedures have not been implemented to ensure monthly ambulance billings, collections and delinquent accounts are reconciled each month to the City's financial and ambulance billing records.

Effect – Inadequate reconciliations can result in unrecorded or misstated ambulance receipts and improper or unauthorized adjustments and write-offs.

Recommendation – The City should ensure ambulance billings, collections and delinquent accounts are reconciled on a monthly basis, and that all amounts on the reconciliation are properly supported.

Response – The City will ensure reconciliations are properly supported and reviewed. Additionally, steps have already been taken to streamline and outsource ambulance billing to a more transparent accounting system.

Conclusion – Response acknowledged.

**INSTANCES OF NON-COMPLIANCE:**

No matters were noted.

City of Bondurant  
Schedule of Findings  
Year ended June 30, 2018

**Other Findings Related to Required Statutory Reporting:**

- (1) Certified Budget – The cash balances on the budget amendment did not agree to the cash balances as recorded on the original budget.

Recommendation – The cash balances on the budget amendment should agree to the cash balances as recorded on the original budget.

Response – This was implemented once the auditor brought this to our attention. This will not be an issue in fiscal year 2019.

Conclusion – Response acknowledged.

- (2) Questionable Disbursements – No disbursements that may not meet the requirements of public purpose as defined in an Attorney General's opinion dated April 25, 1979 were noted.
- (3) Travel Expense - No disbursements of City of Bondurant (City) money for travel expenses of spouses of City officials or employees were noted.
- (4) Business Transactions – Business transactions between the City and City officials or employees are detailed as follows:

<u>Name, Title, and Business Connection</u>	<u>Transaction/ Description</u>	<u>Amount</u>
Boyce Bailey, City Employee, Spouse of Michele Bailey, independent contractor	Community Beautification	\$ 500
Brian Lohse, Mayor Pro Tem, owner of Brick Street Market	Supplies	348

In accordance with Chapter 362.5(3)(j) of the Code of Iowa, the transactions with the above employees do not appear to represent a conflict of interest since total transactions with each individual were less than \$1,500 during the fiscal year.

- (5) Bond Coverage - Surety bond coverage of City officials and employees is in accordance with statutory provisions. The amount of coverage should be reviewed annually to ensure that the coverage is adequate for current operations.
- (6) City Council Minutes – No transactions were found that we believe should have been approved in the Council minutes but were not.
- (7) Deposits and Investments – The City's deposit in banks at times during the year exceeded the amount insured by federal depository insurance or by the State Sinking Fund.

Other than the above, no instances of non-compliance with the deposit and investment provisions of Chapter 12B and 12C of the Code of Iowa and the City's investment policy were noted.

Recommendation – The City should implement procedures to ensure that all monies in the bank are insured by federal depository insurance or by the State Sinking Fund as required by Chapter 12C of the Code of Iowa.

City of Bondurant

Schedule of Findings

Year ended June 30, 2018

Response – The above issue was an oversight on our part. We did implement this recommendation during fiscal year 2019.

Conclusion – Response acknowledged.

- (8) Revenue Bonds – No instances of non-compliance with the revenue note resolutions were noted.
- (9) Financial Condition – As documented in Note 12 in the Notes to the Financial Statements, the Internal Service, Flex Spending Fund all had a deficit balance of \$1,739 at June 30, 2018.

Recommendation – The City should monitor the above fund in order to eliminate this deficit.

Response – The Flex Spending program enables employees to pre-spend their flex healthcare dollars, which under IRS rules are accounted for on a calendar year basis. This is not a fund that has been overspent or is in deficit. Additionally, this is employee money and not City money.

Conclusion – Response acknowledged.

- (10) Public Improvements – It does not appear the City held a public hearing for the Highway 65 Utility Extensions Project as required by Chapters 26.12 and 362.3 of the Code of Iowa. In addition, it does not appear the City approved the plans and specifications for the Sports Field Project as required by Chapter 26.12 of the Code of Iowa.

Recommendation – Before entering into a contract for a public improvement with an estimated cost in excess of the adjusted competitive bid threshold as established by the State of Iowa, the City Council should hold a public hearing as required by the Code of Iowa. In addition, the City should approve of the plans and specifications for these public improvement projects as required by the Code of Iowa.

Response – A public hearing notice was published and public comments were repeatedly solicited during the meeting. Additionally, the City will hold public hearings and approve plans and specifications in the future.

Conclusion – Response acknowledged.

- (11) Tax Increment Financing (TIF) – Chapter 403.19 of the Code of Iowa provides a municipality may certify loans, advances, indebtedness and bonds (indebtedness) to the County Auditor which qualify for reimbursement from incremental property tax. The County Auditor provides for the division of property tax to repay the certified indebtedness and provides available incremental property tax in subsequent fiscal years without further certification by the City until the amount of certified indebtedness is paid. Indebtedness incurred is to be certified to the County Auditor and then the divided property tax is to be used to pay the principal of and interest on the certified indebtedness. Chapter 403.19 of the Code of Iowa requires the date the City Council initially approved the debt be included on the TIF certification.

During our analysis, we noted the City's TIF debt certifications to the County Auditor was approximately \$14,000 more than the related debt.

Recommendation – The City should consult TIF legal counsel to determine the disposition of this issue. The City should ensure the TIF debt certification complies with Chapter 403 of the Code of Iowa.

City of Bondurant

Schedule of Findings

Year ended June 30, 2018

Response – The City's total debt certification has not been over certified; however due to the way property tax payments are made, the annual appropriations from Polk County were greater than the City's request, which means total payment of certified debt would be expedited if annual overpayments continued.

Conclusion – Response acknowledged.

- (12) Annual Urban Renewal Report – The Annual Urban Renewal Report was properly approved and certified to the Iowa Department of Management on or before December 1 and no exceptions were noted.

# ACCOUNTS PAYABLE VENDOR ACTIVITY

INVOICE NO	LN	DATE	PO NO	REFERENCE	TRACK		1099	NET	CHECK	PD DATE
					CD	GL ACCOUNT				
				1715 A KING'S THRONE						
A-39887	1	7/25/17		KYBOS		001-440-6415	M	85.00	51357	7/25/17
A-39996	1	7/25/17		KYBOS		001-430-6415	M	150.00	51357	7/25/17
A-40680	1	8/22/17		KYBOS		001-440-6415	M	85.00	51492	8/22/17
A-40794	1	8/22/17		KYBOS		001-430-6415	M	150.00	51492	8/22/17
A-41533	1	9/19/17		KYBOS		001-440-6415	M	85.00	51623	9/19/17
A-41624	1	9/19/17		KYBOS		001-430-6415	M	150.00	51623	9/19/17
A-42386	1	10/17/17		KYBOS		001-440-6415	M	85.00	51739	10/17/17
A-42486	1	10/17/17		KYBOS		001-430-6415	M	150.00	51739	10/17/17
A-43183	1	11/07/17		WINTER KYBO-LAKE PETOCKA		001-430-6415	M	90.00	51788	11/07/17
A-43297	1	11/07/17		KYBOS-SOCCER 1 WK		001-430-6415	M	48.29	51788	11/07/17
A-44009	1	12/05/17		KYBO-PETOCCA		001-430-6415	M	65.00	51940	12/05/17
A-44604	1	1/03/18		KYBO-PETOCCA		001-430-6415	M	80.00	52132	1/03/18
A-45143	1	2/05/18		KYBO		001-430-6415	M	80.00	52267	2/06/18
A-45676	1	3/06/18		KYBO		001-430-6415	M	80.00	52393	3/06/18
A-46233	1	4/03/18		KYBOS		001-430-6415	M	150.00	52511	4/03/18
A-46247	1	4/03/18		KYBO		001-430-6415	M	70.94	52511	4/03/18
A-17808	1	5/22/18		KYBOS-SOCCER		001-430-6415	M	150.00	52747	5/22/18
A-47457	1	6/05/18		KYBOS-SUMMERFEST		001-430-6415	M	155.00	52791	6/05/18
A-46998	1	6/19/18		KYBOS-SOCCER		001-430-6415	M	215.00	52914	6/19/18
A-48729	1	6/19/18		KYBOS-SOCCER		001-430-6415	M	150.00	52914	6/19/18
				A KING'S THRONE				2274.23		
				1562 A TEAM APPAREL						
P 10427	1	8/08/17		B SAFE T-SHIRTS		001-430-6599		225.00	51403	8/08/17
				A TEAM APPAREL				225.00		
				2022 ABSOLUTE SCIENCE						
7022018	1	5/08/18		SRP-SCIENCE PROGRAM		167-410-6506		350.00	52638	5/08/18
				ABSOLUTE SCIENCE				350.00		
				1473 ACCESS SYS						
0802853	1	7/11/17		COPIER		001-410-6499		332.72	51266	7/11/17
0802853	2	7/11/17		SERVER,THIN CLIENT SUPPORT		001-410-6725		382.00	51266	7/11/17
0900763	1	8/08/17		COPIER		001-410-6499		428.41	51404	8/08/17
0968792	1	8/08/17		SERVER,THIN CLIENT SUPPORT		001-410-6725		382.00	51404	8/08/17
0972859	1	8/08/17		COPIER		001-410-6499		368.91	51404	8/08/17
1135756	1	9/01/17		SERVER,THIN CLIENT SUPPORT		001-410-6725		382.00	51541	9/06/17
1135757	1	9/06/17		COPIER		001-410-6499		368.91	51541	9/06/17
1290805	1	10/03/17		SERVER,THIN CLIENT SUPPORT		001-410-6725		382.00	51656	10/03/17
1301493	1	10/03/17		COPIER		001-410-6499		368.91	51656	10/03/17
1467608	1	11/07/17		COPIER		001-410-6499		568.96	51789	11/07/17
1632751	1	12/05/17		COPIER		001-410-6499		368.91	51941	12/05/17
1801536	1	1/03/18		COPIER		001-410-6499		368.91	52133	1/03/18
1972651	1	2/06/18		COPIER		001-410-6499		368.91	52268	2/06/18
2140808	1	3/06/18		COPIER		001-410-6499		368.91	52394	3/06/18
1463451	1	4/03/18		SERVER SUPPORT		001-410-6725		361.00	52512	4/03/18
1632750	1	4/03/18		SERVER SUPPORT		001-410-6725		361.00	52512	4/03/18
1797221	1	4/03/18		SERVER SUPPORT		001-410-6725		361.00	52512	4/03/18
1965698	1	4/03/18		SERVER SUPPORT		001-410-6725		361.00	52512	4/03/18
2133900	1	4/03/18		SERVER SUPPORT		001-410-6725		361.00	52512	4/03/18

# ACCOUNTS PAYABLE VENDOR ACTIVITY

INVOICE NO	LN	DATE	PO NO	REFERENCE	TRACK		1099	NET	CHECK	PD DATE
					CD	GL ACCOUNT				
1473 ACCESS SYS										
22296086	1	4/03/18		SERVER SUPPORT		001-410-6725		361.00	52512	4/03/18
22307162	1	4/03/18		COPIER		001-410-6499		368.91	52512	4/03/18
22472783	1	5/08/18		HP PROLIANT SERVER SUPPORT		001-410-6725		361.00	52639	5/08/18
22477177	1	5/08/18		COPIER		001-410-6499		434.75	52639	5/08/18
22648718	1	6/05/18		SERVER SUPPORT		001-410-6725		361.00	52792	6/05/18
22648719	1	6/05/18		COPIER		001-410-6499		368.91	52792	6/05/18
								-----		
ACCESS SYS								9501.03		
1516 ACCESS SYSTEMS										
INV531082	1	9/01/17		COPIER OVERAGE		001-410-6499		278.38	51542	9/06/17
INV553327	1	10/03/17		DESKTOP COMPUTERS-8		001-410-6725		400.00	51657	10/03/17
INV555508	1	11/07/17		ANNUAL MAINT;LICENSING-DEEP FR		001-410-6419		435.44	51790	11/07/17
INV560026	1	11/07/17		SERVER BACKUP LICENSE RENEWAL		001-410-6419		176.32	51790	11/07/17
INV560027	1	11/07/17		VMWARE LICENSE RENEWAL		001-410-6419		86.24	51790	11/07/17
INV566514	1	12/05/17		HP DESKTOP COMPUTERS-12		001-410-6725		9379.23	51942	12/05/17
								-----		
ACCESS SYSTEMS								10755.61		
1230 ACME ELECTRIC CO										
5062375	1	7/11/17		DRILL BITS		600-811-6507		21.04	51267	7/11/17
5255064	1	10/03/17		CHISELS		600-811-6507		26.97	51658	10/03/17
5298929	1	11/07/17		SCREWDRIVERS-2		600-811-6507		17.98	51791	11/07/17
5360631	1	11/21/17		RACHET TIE DOWN-ICE CONTROL TA		110-210-6507		21.98	51888	11/21/17
5369656	1	12/05/17		HI-VIS JACKET		600-811-6181		15.00	51943	12/05/17
5369656	2	12/05/17		HI-VIS JACKET		110-210-6181		14.99	51943	12/05/17
5369656	3	12/05/17		HI-VIS JACKET		001-180-6507		29.99	51943	12/05/17
5453960	1	1/03/18		PLIERS		600-811-6507		23.98	52134	1/03/18
5472563	1	1/03/18		4'STEPLADDER		600-811-6504		84.99	52134	1/03/18
5484332	1	1/16/18		VEHICLE FIRST AID KIT		001-650-6507		9.99	52226	1/16/18
5484332	2	1/16/18		VEHICLE FIRST AID KIT		110-210-6507		19.98	52226	1/16/18
590031	1	3/20/18		WELDING HELMET,SUPPLIES		110-210-6507		201.97	52469	3/20/18
602308	1	3/20/18		WELDING GLOVES		110-210-6507		29.99	52469	3/20/18
750581	1	5/22/18		4'LADDER;TORCH		600-811-6504		119.98	52748	5/22/18
681247	1	6/19/18		CAUTION TAPE		110-210-6507		28.78	52915	6/19/18
681247	2	6/19/18		CAUTION TAPE		001-430-6507		28.77	52915	6/19/18
681247	3	6/19/18		POWER WASH WAND		001-430-6507		69.99	52915	6/19/18
790983	1	6/19/18		POWER WASH WAND		110-210-6350		160.00	52915	6/19/18
790983	2	6/19/18		SAFETY GLASSES		001-430-6507		23.94	52915	6/19/18
817459	1	6/19/18		RECIPROCATING SAW;OIL		110-210-6507		61.90	52915	6/19/18
817459	2	6/19/18		RECIPROCATING SAW;OIL		001-430-6504		60.00	52915	6/19/18
ETURN5681247	1	6/19/18		POWER WASH WAND RETURN		001-430-6507		69.99-	52915	6/19/18
								-----		
ACME ELECTRIC CO								1002.22		
1682 ADVENTURE LIGHTING										
75064	1	2/06/18		LIGHTBULB		001-410-6310		34.67	52269	2/06/18
								-----		
ADVENTURE LIGHTING								34.67		
2030 ALLEGRA										
90797	1	7/11/17		NOTE CARDS-250		001-650-6506		208.40	51268	7/11/17

# ACCOUNTS PAYABLE VENDOR ACTIVITY

INVOICE NO	LN	DATE	PO NO	REFERENCE	TRACK		1099	NET	CHECK	PD DATE
					CD	GL ACCOUNT				
				ALLEGRA				208.40		
181123A	1	3/20/18		1184 ALLENDER BUTZKE ENG GROUND BORINGS-1ST&MAIN		342-520-6490		4100.00	52470	3/20/18
				ALLENDER BUTZKE ENG				4100.00		
				2043 ALTERNATIVE ARTISTRY						
116	1	10/03/17		HENNA PROGRAM		001-410-6599		100.00	51659	10/03/17
115	1	12/05/17		HENNA CLASS SUPPLIES		001-410-6599		45.00	51944	12/05/17
				ALTERNATIVE ARTISTRY				145.00		
				11 ALTOONA FIRE DEPT						
031/144392	1	7/11/17		AMBULANCE DOS 6/22/17		001-160-6413		250.00	51269	7/11/17
013/144774	1	7/25/17		AMBULANCE DOS 7/5/17		001-160-6413		250.00	51358	7/25/17
07052017	1	7/25/17		MEDICATIONS		001-160-6507		360.30	51358	7/25/17
098/144604	1	7/25/17		AMBULANCE DOS 7/1/17		001-160-6413		250.00	51358	7/25/17
107/145737	1	8/22/17		AMBULANCE DOS 7/17/17		001-160-6413		250.00	51493	8/22/17
104/145560	1	8/22/17		AMBULANCE ADMIN		001-160-6413		2400.00	51493	8/22/17
118/14633	1	9/06/17		AMBULANCE ADMIN		001-160-6413		250.00	51543	9/06/17
10052017	1	9/19/17		MEDICATIONS		001-160-6507		1599.98	51624	9/19/17
119/146819	1	9/19/17		AMBULANCE ADMIN		001-160-6413		450.00	51624	9/19/17
1017/14726	1	10/03/17		AMBULANCE ADMIN		001-160-6413		250.00	51660	10/03/17
1025/14803	1	10/03/17		AMBULANCE ADMIN		001-160-6413		250.00	51660	10/03/17
103/147054	1	10/03/17		AMBULANCE DOS 8/31/17		001-160-6413		250.00	51660	10/03/17
1065/147682	1	10/03/17		AMBULANCE DOS 9/15/17		001-160-6413		250.00	51660	10/03/17
1099/147958	1	10/03/17		AMBULANCE DOS 9/19/17		001-160-6413		250.00	51660	10/03/17
100217	1	10/17/17		MEDICATIONS		001-160-6507		670.39	51740	10/17/17
1018/148385	1	10/17/17		AMBULANCE DOS 9/24/17		001-160-6413		250.00	51740	10/17/17
1014/149152	1	11/07/17		AMBULANCE ADMIN		001-160-6413		500.00	51792	11/07/17
1017-2/148	1	11/07/17		AMBULANCE ADMIN		001-160-6413		550.00	51792	11/07/17
1048/149053	1	11/07/17		AMBULANCE-DOS 10/14/17		001-160-6413		250.00	51792	11/07/17
1094/149365	1	11/07/17		AMBULANCE-DOS 10/20/17		001-160-6413		250.00	51792	11/07/17
1017/150673	1	12/05/17		AMBULANCE ADMIN		001-160-6413		950.00	51945	12/05/17
1032/151135	1	12/19/17		AMBULANCE DOS 11/29/17		001-160-6413		250.00	52064	12/19/17
1062/151151	1	12/19/17		AMBULANCE DOS 12/2/17		001-160-6413		250.00	52064	12/19/17
1008/152429	1	1/03/18		AMBULANCE DOS 12/10/17		001-160-6413		250.00	52135	1/03/18
1017/152305	1	1/03/18		AMBULANCE ADMIN		001-160-6413		550.00	52135	1/03/18
10217/15256	1	1/16/18		AMBULANCE ADMIN		001-160-6413		550.00	52227	1/16/18
101112018	1	2/05/18		MEDICATIONS		001-160-6413		605.12	52270	2/06/18
1051/153042	1	2/05/18		AMBULANCE DOS 12/17/17		001-160-6413		250.00	52270	2/06/18
1055/153480	1	2/06/18		AMBULANCE		001-160-6413		250.00	52270	2/06/18
1060/153060	1	2/05/18		AMBULANCE DOS 12/18/17		001-160-6413		250.00	52270	2/06/18
1092/153076	1	2/05/18		AMBULANCE DOS 12/24/17		001-160-6413		250.00	52270	2/06/18
1018/153854	1	2/06/18		AMBULANCE ADMIN		001-160-6413		500.00	52270	2/06/18
1056/154067	1	2/06/18		AMBULANCE DOS 1/22/18		001-160-6413		250.00	52270	2/06/18
1018/153348	1	2/05/18		AMBULANCE ADMIN		001-160-6413		350.00	52270	2/06/18
1092/154964	1	3/06/18		AMBULANCE DOS 2/17/18		001-160-6413		250.00	52395	3/06/18
1094/154971	1	3/06/18		AMBULANCE DOS 2/17/18		001-160-6413		250.00	52395	3/06/18
1018/155214	1	3/06/18		AMBULANCE ADMIN		001-160-6413		250.00	52395	3/06/18
1018/154806	1	3/06/18		AMBULANCE ADMIN		001-160-6413		600.00	52395	3/06/18
1021/155341	1	3/20/18		AMBULANCE DOS 2/21/2018		001-160-6413		250.00	52471	3/20/18
10518/1558	1	4/03/18		AMBULANCE ADMIN		001-160-6413		400.00	52513	4/03/18

# ACCOUNTS PAYABLE VENDOR ACTIVITY

INVOICE NO	LN	DATE	PO NO	REFERENCE	TRACK		1099	NET	CHECK	PD DATE
					CD	GL ACCOUNT				
11 ALTOONA FIRE DEPT										
410/155900	1	4/03/18		AMBULANCE DOS 3/10/2018		001-160-6413		250.00	52513	4/03/18
04022018	1	4/17/18		MEDICATIONS		001-160-6507		1058.74	52585	4/17/18
40318/156	1	4/17/18		AMBULANCE ADMIN		001-160-6413		450.00	52585	4/17/18
182/154319	1	4/19/18		AMBULANCE DOS 1/28/18		001-160-6413		250.00	52631	4/19/18
042718/158	1	5/08/18		AMBULANCE ADMIN		001-160-6413		450.00	52640	5/08/18
118/157545	1	5/08/18		AMBULANCE ADMIN		001-160-6413		250.00	52640	5/08/18
552/157345	1	5/08/18		AMBULANCE DOS 4/4/2018		001-160-6413		250.00	52640	5/08/18
652/157987	1	5/08/18		AMBULANCE DOS 4/21/18		001-160-6413		250.00	52640	5/08/18
51518/1589	1	6/05/18		AMBULANCE ADMIN		001-160-6413		50.00	52793	6/05/18
816/158988	1	6/05/18		AMBULANCE DOS 05/12/18		001-160-6413		250.00	52793	6/05/18
180010058/16025	1	6/19/18		AMBULANCE DOS 6/5/18		001-160-6413		250.00	52916	6/19/18
53118/1597	1	6/19/18		AMBULANCE ADMIN		001-160-6413		400.00	52916	6/19/18
6082018/1601	1	6/19/18		AMBULANCE ADMIN		001-160-6413		450.00	52916	6/19/18
932/159912	1	6/19/18		AMBULANCE DOS 5/27/18		001-160-6413		250.00	52916	6/19/18
								-----		
ALTOONA FIRE DEPT								22144.53		
20 ALTOONA HARDWARE										
402016	1	8/08/17		KEYS		001-430-6507		3.98	51405	8/08/17
402110	1	8/08/17		SPRAY PAINT		110-210-6507		9.98	51405	8/08/17
404176	1	9/06/17		BATTERIES		001-150-6507		225.82	51544	9/06/17
406923	1	10/03/17		SUPPLIES		110-210-6507		3.99	51661	10/03/17
411051	1	11/21/17		SUPPLIES		001-150-6507		5.98	51889	11/21/17
412703	1	12/05/17		FLAGPOLE ROPE		001-650-6320		16.99	51946	12/05/17
31 1217	1	1/16/18		PUNCH PIN-SIGNAGE		110-210-6507		6.99	52228	1/16/18
415534	1	1/16/18		SNOW SCRAPER;SCREWS		001-650-6507		9.18	52228	1/16/18
415534	2	1/16/18		BATTERIES		110-210-6507		22.75	52228	1/16/18
415637	1	1/16/18		SOCKET ADAPTER		110-210-6507		3.59	52228	1/16/18
416860	1	2/05/18		FLAGPOLE HARDWARE-PS&FF		001-430-6320		19.98	52271	2/06/18
416956	1	2/05/18		UTILITY KNIFE		001-430-6507		9.99	52271	2/06/18
418897	1	3/06/18		PROPANE		600-811-6507		21.98	52396	3/06/18
418451	1	3/20/18		ROPE-CHOWDER RIDE		001-430-6507		1.50	52472	3/20/18
420301	1	3/20/18		HOLE SAW,DRILL BIT		001-430-6507		38.97	52472	3/20/18
420358	1	3/20/18		SUPPLIES-SWING REPAIR		001-430-6320		9.18	52472	3/20/18
420638	1	4/03/18		SILICONE SPRAY		600-811-6507		5.99	52514	4/03/18
424236	1	5/08/18		NUTS;BOLTS		001-150-6310		1.98	52641	5/08/18
428822	1	6/05/18		SAFETY GLASSES		001-430-6507		30.17	52794	6/05/18
								-----		
ALTOONA HARDWARE								448.99		
1759 ALTOONA MULCH										
35232018	1	6/05/18		MULCH		001-410-6310		935.00	52795	6/05/18
								-----		
ALTOONA MULCH								935.00		
883 AMERICAN FENCE COMPANY										
319565	1	3/06/18		REPAIR WEST FENCE-PW YARD INSTALL NEW ROLLERS/COVERS PLUMB ENTIRE FENCE		110-210-6310		4437.00	52397	3/06/18
319920	1	5/08/18		SHOP GATE REPAIR-EAST END		110-210-6310		1509.00	52642	5/08/18
								-----		
AMERICAN FENCE COMPANY								5946.00		



# ACCOUNTS PAYABLE VENDOR ACTIVITY

INVOICE NO	LN	DATE	PO NO	REFERENCE	TRACK CD GL ACCOUNT	1099	NET	CHECK	PD DATE
878 AMERICAN LIBRARY ASSOC									
2052262 18	1	5/08/18		MEMBERSHIP RENEWAL-SANDERS	001-410-6210		140.00	52643	5/08/18
				AMERICAN LIBRARY ASSOC			140.00		
969 AMERICAN PLUMBING									
3536	1	5/08/18		SAFE RM TOILET PARTS	001-430-6310		179.85	52644	5/08/18
3554	1	5/08/18		FLUSH VALVE-CITY PARK	001-430-6310		34.95	52644	5/08/18
3568	1	5/08/18		SAFEROOM TOILET PARTS	001-430-6310		13.90	52644	5/08/18
3597	1	5/22/18		REBUILD BRSC CONCESSION FAUCET	001-440-6310		32.75	52749	5/22/18
				AMERICAN PLUMBING			261.45		
6 AMERICAN TEST CENTER, INC									
2180448	1	3/06/18		LADDER TESTING ANNUAL INSPECTI	001-150-6430		756.00	52398	3/06/18
				AMERICAN TEST CENTER, INC			756.00		
2081 ANDERSON TY									
11202018	1	2/05/18		BASKETBALL REFEREE 1/21 6CM	001-430-6598	M	150.00	52272	2/06/18
				ANDERSON TY			150.00		
2048 ANKENY FIRE									
8.2017	1	10/31/17		ALAN BRUNACINI SEMINAR-2	001-150-6230		50.00	51785	10/31/17
				ANKENY FIRE			50.00		
35 ANKENY SANITATION									
157389	1	12/05/17		YARDWASTE DUMPSTERS	670-840-6440		486.48	51947	12/05/17
195412	1	4/03/18		DUMPSTER-QUONSET CLEANUP	110-210-6310		84.69	52515	4/03/18
195412	2	4/03/18		DUMPSTER-QUONSET CLEANUP	001-430-6320		84.68	52515	4/03/18
195412	3	4/03/18		DUMPSTER-QUONSET CLEANUP	600-811-6310		84.68	52515	4/03/18
195412	4	4/03/18		DUMPSTER-QUONSET CLEANUP	610-816-6320		84.68	52515	4/03/18
19664	1	6/19/18		YARD WASTE DUMPSTERS 40YD	670-840-6440		491.28	52917	6/19/18
				ANKENY SANITATION			1316.49		
1865 APWA									
14052018	1	3/20/18		2018 APWA SPRING CONF-HORTON	110-210-6230		185.00	52473	3/20/18
				APWA			185.00		
2049 ARAMARK									
900811316	1	11/07/17		LAUNDRY	110-210-6499		18.25	51793	11/07/17
900811317	1	11/07/17		LAUNDRY	001-150-6499		15.50	51793	11/07/17
900811318	1	11/07/17		LAUNDRY	001-650-6499		13.50	51793	11/07/17
900827037	1	11/21/17		LAUNDRY 11/7/17	110-210-6499		26.57	51890	11/21/17
900827038	1	11/21/17		LAUNDRY 11/7/17	001-150-6499		14.30	51890	11/21/17
900827039	1	11/21/17		LAUNDRY 11/7/17	001-650-6499		16.50	51890	11/21/17
900842552	1	12/05/17		LAUNDRY 11/21/17	110-210-6499		17.77	51948	12/05/17
900842553	1	12/05/17		LAUNDRY 11/21/17	001-150-6499		14.30	51948	12/05/17
900842554	1	12/05/17		LAUNDRY 11/21/17	001-650-6499		12.10	51948	12/05/17
900858115	1	12/19/17		LAUNDRY 12/5/17	110-210-6499		17.77	52065	12/19/17

# ACCOUNTS PAYABLE VENDOR ACTIVITY

INVOICE NO	LN	DATE	PO NO	REFERENCE	TRACK		1099	NET	CHECK	PD DATE
					CD	GL ACCOUNT				
2049 ARAMARK										
1900858116	1	12/19/17		LAUNDRY 12/5/17		001-150-6499		14.30	52065	12/19/17
1900858117	1	12/19/17		LAUNDRY 12/5/17		001-650-6499		12.10	52065	12/19/17
1900873584	1	1/03/18		LAUNDRY 12/19/17		110-210-6499		17.77	52136	1/03/18
1900873585	1	1/03/18		LAUNDRY 12/19/17		001-150-6499		14.30	52136	1/03/18
1900873586	1	1/03/18		LAUNDRY 12/19/17		001-650-6499		12.10	52136	1/03/18
1900888834	1	2/05/18		LAUNDRY 1/2/2018		110-210-6499		17.77	52273	2/06/18
1900888835	1	2/05/18		LAUNDRY 1/2/2018		001-150-6499		14.30	52273	2/06/18
1900888836	1	2/05/18		LAUNDRY 1/2/2018		001-650-6409		12.10	52273	2/06/18
1900904081	1	2/05/18		LAUNDRY 1/16/2018		110-210-6499		17.77	52273	2/06/18
1900904082	1	2/05/18		LAUNDRY 1/16/2018		001-150-6499		14.30	52273	2/06/18
1900904083	1	2/05/18		LAUNDRY 1/16/2018		001-650-6409		12.10	52273	2/06/18
1900919458	1	2/06/18		LAUNDRY 1/30/18		110-210-6499		13.37	52273	2/06/18
1900919459	1	2/06/18		LAUNDRY 1/30/18		001-150-6499		14.30	52273	2/06/18
1900919460	1	2/06/18		LAUNDRY 1/30/18		001-650-6409		7.70	52273	2/06/18
1900934651	1	3/06/18		LAUNDRY 2/13/18		110-210-6499		17.77	52399	3/06/18
1900934652	1	3/06/18		LAUNDRY 2/13/18		001-150-6499		14.30	52399	3/06/18
1900934653	1	3/06/18		LAUNDRY DOS 2/13/18		001-650-6409		12.10	52399	3/06/18
1900949898	1	3/06/18		LAUNDRY DOS 2/27/18		110-210-6499		17.77	52399	3/06/18
1900949899	1	3/06/18		LAUNDRY DOS 2/27/18		001-150-6499		14.30	52399	3/06/18
1900949900	1	3/06/18		LAUNDRY 2/27/18		001-650-6409		12.10	52399	3/06/18
1900965289	1	4/03/18		LAUNDRY 3/13/18		110-210-6499		17.77	52516	4/03/18
1900965290	1	4/03/18		LAUNDRY 3/13/18		001-150-6499		14.30	52516	4/03/18
1900965291	1	4/03/18		LAUNDRY 3/13/18		001-650-6409		12.10	52516	4/03/18
1900980538	1	4/03/18		LAUNDRY 3/27/18		110-210-6499		17.77	52516	4/03/18
1900980539	1	4/03/18		LAUNDRY 3/27/18		001-150-6499		14.30	52516	4/03/18
1900980540	1	4/03/18		LAUNDRY 3/27/18		001-650-6409		12.10	52516	4/03/18
1900995909	1	5/08/18		LAUNDRY 4/10/18		110-210-6499		17.77	52645	5/08/18
1900995910	1	5/08/18		LAUNDRY 4/10/18		001-150-6499		14.30	52645	5/08/18
1900995911	1	5/08/18		LAUNDRY 4/10/18		001-650-6409		12.10	52645	5/08/18
1901011541	1	5/08/18		LAUNDRY 4/24/18		110-210-6499		17.77	52645	5/08/18
1901011542	1	5/08/18		LAUNDRY 4/24/18		001-150-6499		14.30	52645	5/08/18
1901011543	1	5/08/18		LAUNDRY 4/24/18		001-650-6409		12.10	52645	5/08/18
1901027903	1	6/05/18		LAUNDRY 05/08/18		110-210-6499		17.77	52796	6/05/18
1901027904	1	6/05/18		LAUNDRY 05/08/18		001-150-6499		14.30	52796	6/05/18
1901027905	1	6/05/18		LAUNDRY 05/08/18		001-650-6409		12.10	52796	6/05/18
1901043939	1	6/05/18		LAUNDRY DOS 05/22/18		110-210-6499		17.77	52796	6/05/18
1901043940	1	6/05/18		LAUNDRY DOS 05/22/18		001-150-6499		14.30	52796	6/05/18
1901043941	1	6/05/18		LAUNDRY DOS 05/22/18		001-650-6409		12.10	52796	6/05/18
								714.20		
ARAMARK										
37 ARDICK EQUIP										
542	1	10/03/17		VEHICLE DECALS-2018 PLOWTRUCK		110-210-6799		104.50	51662	10/03/17
542	2	10/03/17		ORANGE;RED FLAG SIGNS		110-210-6509		161.50	51662	10/03/17
700	1	11/21/17		PED XING SIGNS-4		110-210-6509		238.60	51891	11/21/17
775	1	12/05/17		STREET SIGNS,STEEL BANDS,RIVET		110-210-6509		381.70	51949	12/05/17
782	1	12/19/17		WOLF CREEK PLT 11 SIGNAGE		001-210-6499		383.00	52066	12/19/17
827	1	1/16/18		EVENT PARKING SIGNS;WOLFCREEK		110-210-6509		192.50	52229	1/16/18
876	1	3/06/18		PETOCA RULES SIGNAGE		001-430-6320		474.90	52400	3/06/18
								1936.70		
ARDICK EQUIP										

# ACCOUNTS PAYABLE VENDOR ACTIVITY

INVOICE NO	LN	DATE	PO NO	REFERENCE	TRACK		1099	NET	CHECK	PD DATE
					CD	GL ACCOUNT				
CLIA17001				1661 AWE						
	1	1/03/18		EARLY LITERACY STATION AFTERSCHOOL EDGE STATION		167-410-6506		5038.00	52137	1/03/18
				AWE				5038.00		
9 9 4092018				841 AWWA - IOWA SECTION						
	1	8/08/17		FALL SHORT COURSE-HIGGINS		600-811-6250		220.00	51406	8/08/17
	2	8/08/17		FALL SHORT COURSE-COLLISON		610-816-6250		220.00	51406	8/08/17
	1	3/20/18		2018 SPRING SHORT COURSE-COLLI		610-816-6230		240.00	52474	3/20/18
				AWWA - IOWA SECTION				680.00		
2042017				1303 BAILEY MICHELE						
	1	12/07/17		COMMUNITY BEAUTIFICATION		001-430-6499	M	500.00	52062	12/07/17
				BAILEY MICHELE				500.00		
032908559 032925840 032937310 032940466 032957743 032960895 032961143 032968644 032988843 033006151 033028779 033042122 033002171 033002172 033002173 033061936 033065808 033086739 033112960 033009767 033009768 033013499 033134454 033141063 033167422 033172862 03021588 03027962 03027963 03027964 033198580 033208447 033236236 033264320 033289575				48 BAKER & TAYLOR						
	1	7/11/17		BOOKS-12		001-410-6502		149.29	51270	7/11/17
	1	8/08/17		BOOKS-18		001-410-6502		140.71	51407	8/08/17
	1	8/08/17		BOOKS-14		001-410-6502		189.77	51407	8/08/17
	1	8/08/17		BOOKS-31		001-410-6502		420.61	51407	8/08/17
	1	8/08/17		BOOKS-32		001-410-6502		425.54	51407	8/08/17
	1	8/08/17		BOOKS-31		001-410-6502		372.33	51407	8/08/17
	1	8/08/17		BOOKS-54		001-410-6502		429.12	51407	8/08/17
	1	8/08/17		BOOKS-7		001-410-6502		111.50	51407	8/08/17
	1	8/08/17		BOOKS-44		001-410-6502		520.20	51407	8/08/17
	1	9/06/17		BOOKS-19		001-410-6502		260.34	51545	9/06/17
	1	9/06/17		BOOKS-7		001-410-6502		82.40	51545	9/06/17
	1	9/06/17		BOOKS-88		001-410-6502		958.03	51545	9/06/17
	1	10/03/17		BOOK RETURN-CAMILLES MERMAID		001-410-6502		3.59-	51663	10/03/17
	1	10/03/17		BOOK RETURN-DANCE W/Dragons		001-410-6502		5.99-	51663	10/03/17
	1	10/03/17		BOOK RETURN-SUPERHERO, WATCHMEN		001-410-6502		34.66-	51663	10/03/17
	1	10/03/17		BOOKS-20		001-410-6502		188.01	51663	10/03/17
	1	10/03/17		BOOKS-22		001-410-6502		258.92	51663	10/03/17
	1	10/03/17		BOOKS-8		001-410-6502		117.75	51663	10/03/17
	1	10/03/17		BOOKS-10		001-410-6502		89.58	51663	10/03/17
	1	11/07/17		CREDIT-DARKNESS OF DRAGONS		001-410-6502		9.51-	51794	11/07/17
	1	11/07/17		CREDIT-CUENTOS DE BUENAS NOCHE		001-410-6502		6.57-	51794	11/07/17
	1	11/07/17		CREDIT-EVIDENCE OF MERCY		001-410-6502		15.19-	51794	11/07/17
	1	11/07/17		BOOKS-5		001-410-6502		87.25	51794	11/07/17
	1	11/07/17		BOOKS-14		001-410-6502		169.37	51794	11/07/17
	1	11/07/17		BOOKS-4		001-410-6502		45.28	51794	11/07/17
	1	11/07/17		BOOKS-106		001-410-6502		1178.15	51794	11/07/17
	1	12/05/17		BOOK CREDIT-TINY TITANS4		001-410-6502		7.79-	51950	12/05/17
	1	12/05/17		BOOK CREDIT-TALE OF 2KITTIES		001-410-6502		5.59-	51950	12/05/17
	1	12/05/17		BOOK CREDIT-CONSTRUCTION ALPHA		001-410-6502		4.77-	51950	12/05/17
	1	12/05/17		BOOK CREDIT-SURVIVED THE BOMB		001-410-6502		2.99-	51950	12/05/17
	1	12/05/17		BOOKS-20		001-410-6502		263.19	51950	12/05/17
	1	12/05/17		BOOKS-16		001-410-6502		106.16	51950	12/05/17
	1	12/05/17		BOOKS-8		001-410-6502		137.14	51950	12/05/17
	1	12/05/17		BOOKS-7		001-410-6502		97.35	51950	12/05/17
	1	1/03/18		BOOKS-5		001-410-6502		82.05	52138	1/03/18

# ACCOUNTS PAYABLE VENDOR ACTIVITY

INVOICE NO	LN	DATE	PO NO	REFERENCE	TRACK		1099	NET	CHECK	PD DATE
					CD	GL ACCOUNT				
48 BAKER & TAYLOR										
0333311436	1	1/03/18		BOOKS-136		001-410-6502		1759.75	52138	1/03/18
033331988	1	1/03/18		BOOKS-10		001-410-6502		126.78	52138	1/03/18
033360071	1	2/06/18		BOOKS-7		001-410-6502		77.15	52274	2/06/18
033371833	1	2/06/18		BOOKS-28		001-410-6502		247.59	52274	2/06/18
033382931	1	2/06/18		BOOKS-62		001-410-6502		722.80	52274	2/06/18
003050313	1	3/06/18		BOOK CREDIT		001-410-6502		8.93-	52401	3/06/18
003050314	1	3/06/18		BOOK CREDIT		001-410-6502		14.29-	52401	3/06/18
003050315	1	3/06/18		BOOK CREDIT		001-410-6502		8.99-	52401	3/06/18
003066818	1	3/06/18		BOOK CREDIT		001-410-6502		5.99-	52401	3/06/18
033406200	1	3/06/18		BOOKS-7		001-410-6502		100.97	52401	3/06/18
033421514	1	3/06/18		BOOKS-9		001-410-6502		106.35	52401	3/06/18
033435476	1	3/06/18		BOOKS-11		001-410-6502		91.52	52401	3/06/18
033443821	1	3/06/18		BOOKS-27		001-410-6502		293.16	52401	3/06/18
033445960	1	3/06/18		BOOKS-43		001-410-6502		401.72	52401	3/06/18
033471014	1	3/06/18		BOOKS-10		001-410-6502		134.03	52401	3/06/18
003057039	1	4/03/18		BOOK RETURN		001-410-6502		5.99-	52517	4/03/18
003063919	1	4/03/18		BOOK RETURN		001-410-6502		15.99-	52517	4/03/18
033478730	1	4/03/18		BOOKS-4		001-410-6502		53.98	52517	4/03/18
033481463	1	4/03/18		BOOKS-23		001-410-6502		279.79	52517	4/03/18
033483839	1	4/03/18		BOOKS-4		001-410-6502		34.44	52517	4/03/18
033484528	1	4/03/18		BOOKS-2		001-410-6502		15.59	52517	4/03/18
033495280	1	4/03/18		BOOKS-15		001-410-6502		96.85	52517	4/03/18
033519068	1	4/03/18		BOOKS-7		001-410-6502		84.50	52517	4/03/18
033530294	1	4/03/18		BOOKS-6		001-410-6502		77.24	52517	4/03/18
033539288	1	4/03/18		BOOKS-44		001-410-6502		548.67	52517	4/03/18
033567242	1	5/08/18		BOOKS-8		001-410-6502		110.12	52646	5/08/18
033578685	1	5/08/18		BOOKS-37		001-410-6502		454.52	52646	5/08/18
033601705	1	5/08/18		BOOKS-12		001-410-6502		141.78	52646	5/08/18
033603151	1	5/08/18		BOOKS-31		001-410-6502		406.99	52646	5/08/18
033603233	1	5/08/18		BOOKS-14		001-410-6502		157.61	52646	5/08/18
033609473	1	5/08/18		BOOKS-8		001-410-6502		116.35	52646	5/08/18
033612325	1	5/08/18		BOOKS-11		001-410-6502		124.61	52646	5/08/18
003089111	1	6/05/18		BOOK CREDIT		001-410-6502		4.77-	52797	6/05/18
033635159	1	6/05/18		BOOKS-11		001-410-6502		138.00	52797	6/05/18
033664419	1	6/05/18		BOOKS-4		001-410-6502		45.41	52797	6/05/18
BAKER & TAYLOR								13666.71		
776 BAKER ELECTRIC										
21 7TH NE	1	3/06/18		REIMB ELECTRICAL PERMIT		001-170-6450		96.00	52402	3/06/18
				PART OF NEW HOME PERMIT						
25 7TH NE	1	3/06/18		REIMB ELECTRICAL PERMIT		001-170-6450		96.00	52402	3/06/18
				PART OF NEW HOME PERMIT						
BAKER ELECTRIC								192.00		
49 BAKER GROUP										
9020	1	10/03/17		WATERMAIN BREAK-146 PAINE		600-811-6375		3218.28	51664	10/03/17
9079	1	10/03/17		CAMERA;RECORDER-PS&FF		169-430-6504		7500.00	51664	10/03/17
9079	2	10/03/17		CAMERA;RECORDER-PS&FF		001-430-6499		1322.00	51664	10/03/17
5208	1	3/06/18		WATERLEAK PROBE-WOLFCR SPRINKL		600-811-6499		517.64	52403	3/06/18
BAKER GROUP								12557.92		

# ACCOUNTS PAYABLE VENDOR ACTIVITY

INVOICE NO	LN	DATE	PO NO	REFERENCE	TRACK		1099	NET	CHECK	PD DATE
					CD	GL ACCOUNT				
1147 BAKERIS ROOFING										
11032	1	4/24/18		REPAIR LAGOON BLDG ROOF		610-816-6310		5198.00	52632	4/24/18
11461	1	5/08/18		REPAIR CITY HALL ROOF WEST END SEAM;2 DRAINS		001-650-6310		1557.00	52647	5/08/18
BAKERIS ROOFING								6755.00		
50 BANKERS TRUST										
2012017	1	12/01/17		GO BOND 2011-INTEREST		200-210-6851		15661.25	1254447	12/01/17 E
2012017	2	12/01/17		GO BOND 2011-BOND FEE		200-210-6899		250.00	1254447	12/01/17 E
2012017	3	12/01/17		GO TIF BOND 2013A-INTEREST		200-125-6855		10397.50	1254447	12/01/17 E
2012017	4	12/01/17		GO TIF BOND 2013A-BOND FEE		200-125-6896		250.00	1254447	12/01/17 E
2012017	5	12/01/17		GO BOND 2013B-INTEREST		200-410-6852		6835.00	1254447	12/01/17 E
2012017	6	12/01/17		GO BOND 2013B-BOND FEE		200-410-6898		250.00	1254447	12/01/17 E
2012017	7	12/01/17		GO BOND-WATER 2014A-INTEREST		200-811-6852		12942.50	1254447	12/01/17 E
2012017	8	12/01/17		GO BOND-WATER 2014A-BOND FEE		200-811-6898		250.00	1254447	12/01/17 E
2012017	9	12/01/17		GO TIF BOND 2016A-INTEREST		200-125-6853		3627.50	1254447	12/01/17 E
2012017	10	12/01/17		GO TIF BOND 2016A-BOND FEE		200-125-6897		250.00	1254447	12/01/17 E
2012017	11	12/01/17		GO TIF BOND 2017-INTEREST		200-125-6856		8562.33	1254447	12/01/17 E
2012017	12	12/01/17		GO TIF BOND 2017-BOND FEE		200-125-6894		250.00	1254447	12/01/17 E
2012018	1	6/01/18		GO BOND 2011 INTEREST		200-210-6851		15661.25	1254573	6/01/18 E
2012018	2	6/01/18		GO BOND 2011 PRINCIPAL		200-210-6801		105000.00	1254573	6/01/18 E
2012018	3	6/01/18		GO BOND 2011 BOND FEE		200-210-6899		250.00	1254573	6/01/18 E
2012018	4	6/01/18		TIF GO BOND 2013A INTEREST		200-125-6855		10397.50	1254573	6/01/18 E
2012018	5	6/01/18		TIF GO BOND 2013A PRINCIPAL		200-125-6805		235000.00	1254573	6/01/18 E
2012018	6	6/01/18		TIF GO BOND 2013A BOND FEE		200-125-6896		250.00	1254573	6/01/18 E
2012018	7	6/01/18		GO BOND 2013B;2007 REF INTERES		200-410-6852		6835.00	1254573	6/01/18 E
2012018	8	6/01/18		GO BOND 2013B;2007 REF PRINCIP		200-410-6802		245000.00	1254573	6/01/18 E
2012018	9	6/01/18		GO BOND 2013B;2007 REF BONDFEE		200-410-6898		250.00	1254573	6/01/18 E
2012018	10	6/01/18		GO BOND 2014A WATER INTEREST		200-811-6852		12942.50	1254573	6/01/18 E
2012018	11	6/01/18		GO BOND 2014A WATER PRINCIPAL		200-811-6802		50000.00	1254573	6/01/18 E
2012018	12	6/01/18		GO BOND 2014A WATER BOND FEE		200-811-6898		250.00	1254573	6/01/18 E
2012018	13	6/01/18		TIF GO BOND 2016A;2008 REF INT		200-125-6853		3627.50	1254573	6/01/18 E
2012018	14	6/01/18		TIF GO BOND 2016A;2008 REF PRI		200-125-6803		285000.00	1254573	6/01/18 E
2012018	15	6/01/18		TIF GO BOND 2016A;2008 REF FEE		200-125-6897		250.00	1254573	6/01/18 E
2012018	16	6/01/18		TIF GO BOND 2017 INTEREST		200-125-6856		8515.00	1254573	6/01/18 E
2012018	17	6/01/18		TIF GO BOND 2017 BOND FEE		200-125-6894		250.00	1254573	6/01/18 E
BANKERS TRUST								1039004.83		
1380 BARCO MUNICIPAL PROD										
226388	1	10/03/17		TRUCK TAPE		110-210-6350		191.61	51665	10/03/17
BARCO MUNICIPAL PROD								191.61		
2056 BATTERIES +										
3-245235	1	1/15/18		BATTERIES		001-150-6504		199.00	52221	1/15/18
BATTERIES +								199.00		
65 BDI										
11	1	3/06/18		ANNUAL CONTRIBUTION		001-520-6490		5000.00	52404	3/06/18
18	1	5/08/18		DEVELOPER CONF-SUPPORT SPONSOR		001-520-6580		250.00	52648	5/08/18

ACCOUNTS PAYABLE VENDOR ACTIVITY

INVOICE NO	LN	DATE	PO NO	REFERENCE	TRACK		1099	NET	CHECK	PD DATE
					CD	GL ACCOUNT				
				BDI				5250.00		
				1366 BEELINE+BLUE						
355738	1	9/06/17		PRAIRIE SIGNAGE		741-865-6507		49.54	51546	9/06/17
367280	1	6/19/18		STIFF BOARDS-COUNCIL PARADE		001-430-6507		333.60	52918	6/19/18
				BEELINE+BLUE				383.14		
				2053 BERGGREN DAN						
11112017	1	11/21/17		REFEREE 11/11/17 2GMS		001-430-6598		50.00	51893	11/21/17
12022017	1	12/19/17		BASKETBALL REFEREE 12/2 1GM		001-430-6598		25.00	52067	12/19/17
12092017	1	12/19/17		BASKETBALL REFEREE 12/9 1GM		001-430-6598		25.00	52067	12/19/17
				BERGGREN DAN				100.00		
				1547 BIBLIONIX						
4463	1	1/03/18		APOLLO AUTOMATION SUBSCRIPTION		001-410-6499		1844.00	52139	1/03/18
				BIBLIONIX				1844.00		
				1585 BIG GREEN UMBRELLA						
68198	1	7/25/17		BONDURANT LIVING MAG JUNE 2017		001-450-6580		96.25	51359	7/25/17
68198	2	7/25/17		BONDURANT LIVING MAG JUNE 2017		600-812-6402		96.25	51359	7/25/17
68198	3	7/25/17		BONDURANT LIVING MAG JUNE 2017		670-840-6402		48.13	51359	7/25/17
68198	4	7/25/17		BONDURANT LIVING MAG JUNE 2017		001-621-6402		529.37	51359	7/25/17
68289	1	7/25/17		CHAMBER GUIDE		001-520-6490		1103.00	51359	7/25/17
68199	1	8/22/17		BONDURANT LIVING MAG-JULY 2017		001-450-6580		55.00	51494	8/22/17
68199	2	8/22/17		BONDURANT LIVING MAG-JULY 2017		600-812-6402		55.00	51494	8/22/17
68199	3	8/22/17		BONDURANT LIVING MAG-JULY 2017		741-865-6402		64.17	51494	8/22/17
68199	4	8/22/17		BONDURANT LIVING MAG-JULY 2017		670-840-6402		55.00	51494	8/22/17
68199	5	8/22/17		BONDURANT LIVING MAG-JULY 2017		001-621-6402		540.83	51494	8/22/17
68201	1	10/03/17		BONDURANT LIVING MAG-AUG 2017		001-450-6580		55.00	51666	10/03/17
68201	2	10/03/17		BONDURANT LIVING MAG-AUG 2017		600-812-6402		110.00	51666	10/03/17
68201	3	10/03/17		BONDURANT LIVING MAG-AUG 2017		741-865-6402		55.00	51666	10/03/17
68201	4	10/03/17		BONDURANT LIVING MAG-AUG 2017		670-840-6402		183.34	51666	10/03/17
68201	5	10/03/17		BONDURANT LIVING MAG-AUG 2017		001-621-6402		366.66	51666	10/03/17
68203	1	10/17/17		BONDURANT LIVING MAG SEPT 2017		110-210-6402		48.13	51741	10/17/17
68203	2	10/17/17		BONDURANT LIVING MAG SEPT 2017		670-840-6402		176.47	51741	10/17/17
68203	3	10/17/17		BONDURANT LIVING MAG SEPT 2017		600-812-6402		48.13	51741	10/17/17
68203	4	10/17/17		BONDURANT LIVING MAG SEPT 2017		741-865-6402		48.13	51741	10/17/17
68203	5	10/17/17		BONDURANT LIVING MAG SEPT 2017		001-621-6402		449.14	51741	10/17/17
68206	1	12/05/17		BONDURANT LIVING MAG-OCT 2017		110-210-6402		192.50	51951	12/05/17
68206	2	12/05/17		BONDURANT LIVING MAG-OCT 2017		670-840-6402		288.75	51951	12/05/17
68206	3	12/05/17		BONDURANT LIVING MAG-OCT 2017		001-621-6402		288.75	51951	12/05/17
68207	1	12/19/17		BONDURANT LIVING MAG NOV 2017		670-840-6402		144.38	52068	12/19/17
68207	2	12/19/17		BONDURANT LIVING MAG NOV 2017		110-210-6402		192.50	52068	12/19/17
68207	3	12/19/17		BONDURANT LIVING MAG NOV 2017		001-621-6402		433.12	52068	12/19/17
68210	1	1/16/18		BONDURANT LIVING MAG DEC 2017		670-840-6402		128.34	52230	1/16/18
68210	2	1/16/18		BONDURANT LIVING MAG DEC 2017		110-210-6402		64.17	52230	1/16/18
68210	3	1/16/18		BONDURANT LIVING MAG DEC 2017		001-621-6402		577.49	52230	1/16/18
76757	1	2/21/18		BONDURANT LIVING MAG JAN 2018		600-812-6402		231.15	52359	2/21/18
76757	2	2/21/18		BONDURANT LIVING MAG JAN 2018		741-865-6402		72.24	52359	2/21/18
76757	3	2/21/18		BONDURANT LIVING MAG JAN 2018		670-840-6402		86.68	52359	2/21/18
76757	4	2/21/18		BONDURANT LIVING MAG JAN 2018		110-210-6402		86.68	52359	2/21/18

# ACCOUNTS PAYABLE VENDOR ACTIVITY

INVOICE NO	LN	DATE	PO NO	REFERENCE	TRACK		1099	NET	CHECK	PD DATE
					CD	GL ACCOUNT				
1585 BIG GREEN UMBRELLA										
76757	5	2/21/18		BONDURANT LIVING MAG JAN 2018		001-621-6402		332.25	52359	2/21/18
76758	1	4/03/18		BONDURANT LIVING MAG FEB 2018		110-210-6402		101.13	52518	4/03/18
76758	2	4/03/18		BONDURANT LIVING MAG FEB 2018		670-840-6402		505.62	52518	4/03/18
76758	3	4/03/18		BONDURANT LIVING MAG FEB 2018		600-812-6402		50.57	52518	4/03/18
76758	4	4/03/18		BONDURANT LIVING MAG FEB 2018		001-621-6402		151.68	52518	4/03/18
76759	1	4/17/18		BONDURANT LIVING MAG MAR 2018		001-621-6402		539.33	52586	4/17/18
76759	2	4/17/18		BONDURANT LIVING MAG MAR 2018		670-840-6402		269.67	52586	4/17/18
76760	1	5/22/18		BONDURANT LIVING MAG APR 2018		670-840-6402		539.64	52750	5/22/18
76760	2	5/22/18		BONDURANT LIVING MAG APR 2018		600-812-6402		28.90	52750	5/22/18
76760	3	5/22/18		BONDURANT LIVING MAG APR 2018		001-450-6580		57.79	52750	5/22/18
76760	4	5/22/18		BONDURANT LIVING MAG APR 2018		001-621-6402		182.67	52750	5/22/18
76761	1	6/19/18		BONDURANT LIVING MAG MAY 2018		670-840-6402		67.42	52919	6/19/18
76761	2	6/19/18		BONDURANT LIVING MAG MAY 2018		001-621-6402		741.58	52919	6/19/18
								-----		
BIG GREEN UMBRELLA								10538.00		
1085 BLANK PARK ZOO										
6252018	1	5/08/18		SRP-ANIMAL SOUNDS/STORIES		167-410-6506		90.00	52649	5/08/18
								-----		
BLANK PARK ZOO								90.00		
1469 BLUE BEACON TRUCK WASH										
199966	1	3/20/18		TRUCK WASH		110-210-6350		62.50	52475	3/20/18
199967	1	3/20/18		TRUCK WASH		110-210-6350		62.50	52475	3/20/18
08204711	1	4/03/18		TRUCK WASH		110-210-6350		72.50	52519	4/03/18
08204797	1	4/03/18		TRUCK WASH		110-210-6350		72.50	52519	4/03/18
								-----		
BLUE BEACON TRUCK WASH								270.00		
1452 BONDURANT AUTO BODY										
85	1	10/03/17		BODY REPAIR-2014 SILVERADO		001-160-6332	M	231.18	51667	10/03/17
86	1	10/03/17		BODY REPAIR-2006 AMBULANCE		001-160-6332	M	345.02	51667	10/03/17
18	1	10/17/17		WINDOW FELT REPLCMT-FIRE TRUCK		001-150-6332	M	358.28	51742	10/17/17
74	1	11/21/17		VEHICLE LIGHT REPAIR-TAHOE		001-160-6332	M	347.50	51894	11/21/17
01	1	2/05/18		REPLC REAR WINDOW,LIGHT BAR		001-210-6499	M	1514.81	52275	2/06/18
01	2	2/05/18		REPLC REAR WINDOW,LIGHT BAR		110-210-6332	M	350.00	52275	2/06/18
57	1	3/06/18		REPAIR REAR BUMPER,BODY		001-430-6332	M	2636.76	52405	3/06/18
2012 CHEV SILVERADO BACKED INTO LAGOON RAIL										
65	1	3/20/18		TRUCK MIRROR REPAIR-213		110-210-6350	M	63.00	52476	3/20/18
								-----		
BONDURANT AUTO BODY								5846.55		
1003 BONDURANT CHAMBER										
95	1	10/17/17		LUNCH-GET OFF THE TRAILS-HAGAN		001-621-6240		10.00	51743	10/17/17
192018	1	1/16/18		ANNUAL DINNER-HAGAN,OLIVER,ENO KEELER,PEFFER,ELROD		001-620-6240		150.00	52231	1/16/18
2017	1	1/16/18		2018 MEMBERSHIP		001-520-6210	N	650.00	52232	1/16/18
26	1	4/17/18		CHAMBER BREAKFAST-OLIVER		001-621-6240		10.00	52587	4/17/18
								-----		
BONDURANT CHAMBER								820.00		
1488 BONDURANT MEN'S										

# ACCOUNTS PAYABLE VENDOR ACTIVITY

INVOICE NO	LN	DATE	PO NO	REFERENCE	TRACK		1099	NET	CHECK	PD DATE
					CD	GL ACCOUNT				
				1488 BONDURANT MEN'S						
2017 101	1	9/06/17		SUMMERFEST FIREWORKS		001-430-6599		1500.00	51547	9/06/17
2017-101	1	9/06/17		ELECTRIC SRVC UPGRADE-CARNIVAL WORKERS;TRAILERS		001-430-6320		1250.00	51547	9/06/17
				BONDURANT MEN'S				2750.00		
				910 BONDURANT-FARRAR COMM SCH						
1709-0072	1	11/07/17		GYM RENTAL 11/11-12/16/17		001-430-6598		1743.25	51795	11/07/17
				BONDURANT-FARRAR COMM SCH				1743.25		
				1712 BOOK FARM						
REB8590	1	1/03/18		BOOKS		001-410-6502		3255.98	52140	1/03/18
				BOOK FARM				3255.98		
				2097 BOTANICAL GARDEN						
03062018	1	4/17/18		ADVENTURE PASS		001-410-6599		100.00	52588	4/17/18
				BOTANICAL GARDEN				100.00		
				2040 BOXCAR BBQ						
8142017	1	9/06/17		CATERING-POLK CO FIRE ASSOC MT		001-150-6240		100.00	51548	9/06/17
8142017	2	9/06/17		CATERING-POLK CO FIRE ASSOC MT		001-160-6240		100.00	51548	9/06/17
12092017	1	12/19/17		CATERING-PLANNING SESSION		001-621-6240		79.90	52069	12/19/17
				BOXCAR BBQ				279.90		
				2073 BRAGG KIRK						
1262017	1	12/19/17		STRESS TRAINING		001-160-6230		75.00	52070	12/19/17
				BRAGG KIRK				75.00		
				1611 BRAVO						
7012017	1	5/08/18		FY18 28E AGRMT CONTRIBUTION		001-621-6413		1500.00	52650	5/08/18
				BRAVO				1500.00		
				73 BRICK LAW						
60998	1	7/25/17		FIREWORKS ORDINANCE		001-640-6411	M	953.75	51360	7/25/17
60998	2	7/25/17		ATTEND COUNCIL MTGS;LEGAL FEES		001-640-6411	M	1452.50	51360	7/25/17
60998	3	7/25/17		EMPLOYEE ISSUES		001-410-6411	M	385.00	51360	7/25/17
60998	4	7/25/17		ZONING CHANGE RESEARCH		001-540-6411	M	210.00	51360	7/25/17
60998	5	7/25/17		ENGLAND PROPERTY PURCHASE		341-430-6411	M	2147.50	51360	7/25/17
60998	6	7/25/17		PROPERTY TAX;FILING FEE;DEED		341-430-6580	M	1037.00	51360	7/25/17
62292	1	8/22/17		COUNCIL MTG		001-640-6411	M	717.50	51495	8/22/17
62292	2	8/22/17		ANNEXATION ISSUES		001-640-6411	M	1417.50	51495	8/22/17
62292	3	8/22/17		ENGLAND LAND PURCHASE		341-430-6411	M	717.50	51495	8/22/17
62292	4	8/22/17		CURB STOP ISSUE		600-812-6411	M	61.25	51495	8/22/17
64122	1	9/19/17		ANNEXATION LEGAL FEES		001-640-6411	M	1382.50	51626	9/19/17
64122	2	9/19/17		NEWBIE RIGHT OF REFUSAL FEES		001-640-6411	M	341.25	51626	9/19/17
64122	3	9/19/17		ATTEND COUNCIL MTG;EMPLOYMENT		001-640-6411	M	1076.25	51626	9/19/17
64122	4	9/19/17		REVIEW FARM LEASE ISSUES-ENGLA		341-430-6411	M	52.50	51626	9/19/17



# ACCOUNTS PAYABLE VENDOR ACTIVITY

INVOICE NO	LN	DATE	PO NO	REFERENCE	TRACK		1099	NET	CHECK	PD DATE
					CD	GL ACCOUNT				
73 BRICK LAW										
264590	1	10/17/17		LEGAL FEES		001-640-6411	M	1015.00	51744	10/17/17
266366	1	11/07/17		ATTEND COUNCIL MTG, CODE ISSUE		001-640-6411	M	743.75	51796	11/07/17
269035	1	12/19/17		LEGAL FEES		001-640-6411	M	455.00	52071	12/19/17
271019	1	1/16/18		LOSST; ATTEND COUNCIL MTG		001-640-6411	M	1741.25	52233	1/16/18
271019	2	1/16/18		ANNEXATION ISSUES		001-540-6411	M	945.00	52233	1/16/18
271020	1	1/16/18		LEGAL EXPENSE		001-640-6411	M	150.00	52233	1/16/18
273129	1	2/21/18		LEGAL FEES-PERSONNEL, TOBACCO VIOLATION, TRIALS		001-640-6411	M	717.50	52360	2/21/18
273129	2	2/21/18		ENGLAND LAND FINAL TITLE OPINI		341-430-6411	M	192.50	52360	2/21/18
273129	3	2/21/18		YOUNG PROPERTY PURCHASE AGRMT		343-220-6411	M	542.50	52360	2/21/18
274660	1	3/20/18		LEGAL FEES		001-640-6411	M	206.75	52477	3/20/18
274660	2	3/20/18		YOUNG PROPERTY ACQUISITION		343-220-6411	M	723.75	52477	3/20/18
275467	1	4/17/18		ANNEXATION ISSUES		001-640-6411	M	2738.75	52589	4/17/18
275467	2	4/17/18		LEGAL FEES; ATTEND COUNCIL MTG		001-640-6411	M	1155.00	52589	4/17/18
275467	3	4/17/18		YOUNG PROPERTY PURCHASE		343-220-6411	M	1330.00	52589	4/17/18
277881	1	5/22/18		LEGAL FEES; ATTEND COUNCIL MTG		001-640-6411	M	3020.00	52751	5/22/18
277881	2	5/22/18		ANNEXATION ISSUES		001-640-6411	M	3210.00	52751	5/22/18
277881	3	5/22/18		EMPLOYEE ISSUES		001-410-6411	M	1260.00	52751	5/22/18
279048	1	6/19/18		LINCOLN SE REPLATTING		001-640-6411	M	2120.00	52920	6/19/18
279048	2	6/19/18		ANNEXATION ISSUES		001-640-6411	M	610.00	52920	6/19/18
279048	3	6/19/18		LLOYD PROPERTY LEGAL FEES		001-640-6411	M	1642.00	52920	6/19/18
279048	4	6/19/18		ATTEND COUNCIL MTG, TRIAL; LEGAL		001-640-6411	M	817.50	52920	6/19/18
279048	5	6/19/18		EMPLOYMENT ISSUE		001-410-6411	M	297.50	52920	6/19/18
279048	6	6/19/18		ZONING AMENDMENT NOTICE REQUIR		001-540-6411	M	175.00	52920	6/19/18
BRICK LAW								37760.75		
1718 BRICK STREET MARKET										
37411	1	7/11/17		TRASH BAGS		001-410-6310		24.42	51271	7/11/17
41115	1	8/08/17		SUPPLIES		167-410-6506		76.61	51408	8/08/17
66136	1	11/07/17		TRASH BAGS, CUPS, VINEGAR		001-410-6310		26.51	51797	11/07/17
09052	1	11/07/17		RUBBING ALCOHOL		110-210-6507		8.01	51797	11/07/17
10466	1	11/07/17		PRODUCE		001-410-6599	N	9.98	51798	11/07/17
59657	1	12/05/17		CLEANING SUPPLIES		001-410-6310		10.05	51953	12/05/17
14328	1	12/05/17		CASE WATER		001-410-6240		3.99	51953	12/05/17
73741	1	12/19/17		WATER-PLANNING SESSION		001-621-6240		16.08	52072	12/19/17
18072	1	1/03/18		POPCORN		001-410-6599		36.46	52141	1/03/18
19309	1	1/03/18		PAPER PLATES; SNACK BAGS		001-410-6599	N	27.46	52142	1/03/18
23115	1	2/05/18		CASE WATER-PW DIR INTERVIEWS		110-210-6507		4.99	52276	2/06/18
0185350	1	4/03/18		FRUIT, VEGGIE TRAYS; SODA PLANNER INTERVIEWS		001-540-6240		53.01	52520	4/03/18
35621	1	5/08/18		LHI-CS WATER		001-430-6599		7.98	52651	5/08/18
39586	1	5/22/18		MEETING DRINKS; VEGGIES CONSULTANT PLANNING SESSION MASTER PLAN-UNION 76 AREA		001-540-6240		43.21	52752	5/22/18
BRICK STREET MARKET								348.76		
2074 BRINEY CORY										
2182017	1	1/03/18		BASKETBALL REFEREE 12/16 7GMS		001-430-6598	M	175.00	52143	1/03/18
1202018	1	2/05/18		BASKETBALL REFEREE 1/20 18CM		001-430-6598	M	450.00	52277	2/06/18
BRINEY CORY								625.00		

# ACCOUNTS PAYABLE VENDOR ACTIVITY

INVOICE NO	LN	DATE	PO NO	REFERENCE	TRACK		1099	NET	CHECK	PD DATE
					CD	GL ACCOUNT				
				1484 BSN SPORTS						
900706607	1	11/07/17		BASKETBALLS;AID KITS,COACHBOAR		001-430-6598	N	823.72	51799	11/07/17
900767126	1	11/07/17		BASKETBALLS		001-430-6598		254.90	51799	11/07/17
				BSN SPORTS				1078.62		
				2061 BURCHETT WILLIAM						
11182017	1	12/05/17		BASKETBALL REFEREE 11/18 6GMS		001-430-6598	M	150.00	51954	12/05/17
				BURCHETT WILLIAM				150.00		
				1687 BURKES, M. LLC						
0162017	1	11/07/17		STONER DVLPMT AGRMT RES14-175		125-520-6782		16778.52	51800	11/07/17
4032018	1	4/17/18		STONER DVLPMT AGRMT		125-520-6782		16778.52	52590	4/17/18
				BURKES, M. LLC				33557.04		
				1145 BUSINESS PUBLICATION CORP						
88581-R1	1	5/08/18		ANNUAL SUBSCRIPTION		001-621-6220		74.95	52652	5/08/18
				BUSINESS PUBLICATION CORP				74.95		
				1997 BUTLER RYAN						
1112017	1	11/21/17		REFEREE 11/11/17 9GMS		001-430-6598	M	225.00	51895	11/21/17
2092017	1	12/19/17		BASKETBALL REFEREE 12/9 4GM		001-430-6598	M	100.00	52073	12/19/17
1202018	1	2/05/18		BASKETBALL REFEREE 1/20 13GM		001-430-6598	M	325.00	52278	2/06/18
				BUTLER RYAN				650.00		
				81 CALHOUN-BURNS						
017149.00	1	12/05/17		BRIDGE INSPECTION-2		110-210-6499		750.00	51955	12/05/17
				CALHOUN-BURNS				750.00		
				1282 CAMPBELL JENNIFER						
8182017	1	9/06/17		MILEAGE REIMB		001-410-6240		39.05	51549	9/06/17
075805	1	2/06/18		FLU SHOT		001-410-6580		31.99	52279	2/06/18
4172018	1	5/08/18		MILEAGE REIMB-SCCIC TRAINING		001-410-6240		29.43	52653	5/08/18
				CAMPBELL JENNIFER				100.47		
				1924 CAPSTONE						
10595928	1	11/07/17		BOOKS		001-410-6502		1593.18	51802	11/07/17
10597767	1	12/05/17		BOOK-HALLOWEEN		001-410-6502		25.49	51956	12/05/17
10604727	1	1/03/18		HOW TO MATERIALS		001-410-6502	N	217.70	52144	1/03/18
10035786	1	1/03/18		CREDIT		001-410-6502		174.41	52144	1/03/18
				CAPSTONE				1661.96		
				84 CARPENTER UNIFORM						
6441	1	8/22/17		UNIFORMS		001-150-6181		126.96	51496	8/22/17
6441	2	8/22/17		UNIFORMS		001-160-6181		126.96	51496	8/22/17
				CARPENTER UNIFORM				253.92		

# ACCOUNTS PAYABLE VENDOR ACTIVITY

INVOICE NO	LN	DATE	PO NO	REFERENCE	TRACK		1099	NET	CHECK	PD DATE
					CD	GL ACCOUNT				
702 CASEYS										
22161 617	1	7/11/17		FUEL		001-430-6331		70.74	51272	7/11/17
22161 617	2	7/11/17		FUEL		110-210-6331		70.74	51272	7/11/17
22161 717	1	8/22/17		FUEL		110-210-6331		32.24	51497	8/22/17
22161 717	2	8/22/17		FUEL		600-811-6331		16.12	51497	8/22/17
22161 717	3	8/22/17		FUEL		001-430-6331		16.11	51497	8/22/17
22161 817	1	9/19/17		FUEL		600-811-6331		45.80	51627	9/19/17
22161 118	1	2/21/18		FUEL		001-150-6331		44.17	52361	2/21/18
22161 118	2	2/21/18		FUEL		001-160-6331		44.17	52361	2/21/18
22161 218	1	3/20/18		FUEL		001-150-6331		81.21	52478	3/20/18
22161 218	2	3/20/18		FUEL		001-160-6331		81.20	52478	3/20/18
22161 318	1	4/17/18		FUEL		001-150-6331		58.17	52591	4/17/18
22161 318	2	4/17/18		FUEL		001-160-6331		58.16	52591	4/17/18
22161 0418	1	5/22/18		FUEL		001-150-6331		76.33	52753	5/22/18
22161 0418	2	5/22/18		FUEL		001-160-6331		76.32	52753	5/22/18
22161 518	1	6/19/18		FUEL		001-430-6331		17.56	52921	6/19/18
22161 518	2	6/19/18		FUEL		001-150-6331		70.26	52921	6/19/18
22161 518	3	6/19/18		FUEL		001-160-6331		70.26	52921	6/19/18
								-----		
CASEYS								929.56		
1857 CATCH DSM										
17222	1	7/25/17		ANNUAL 28E AGRMT		001-520-6210		1500.00	51361	7/25/17
								-----		
CATCH DSM								1500.00		
1971 CAUDLE RON										
141960	1	11/07/17		MOVE TREES		001-450-6310		200.00	51803	11/07/17
								-----		
CAUDLE RON								200.00		
2059 CAYLOR THADDEUS										
1182017	1	12/05/17		BASKETBALL REFEREE 11/18 6GMS		001-430-6598	M	150.00	51957	12/05/17
2182017	1	1/03/18		BASKETBALL REFEREE 12/16 4GMS		001-430-6598	M	100.00	52145	1/03/18
								-----		
CAYLOR THADDEUS								250.00		
1907 CENGAGE LEARNING										
2864738	1	2/06/18		MATERIALS		167-410-6506		109.55	52280	2/06/18
2864738	2	2/06/18		MATERIALS		001-410-6502		376.05	52280	2/06/18
								-----		
CENGAGE LEARNING								485.60		
1150 CENTER FOR ED & EMPLOY										
7121879	1	8/08/17		TEXTBOOK-EMPLOYMENT LAW		001-150-6220		62.48	51409	8/08/17
7121879	2	8/08/17		TEXTBOOK-EMPLOYMENT LAW		001-160-6220		62.47	51409	8/08/17
								-----		
CENTER FOR ED & EMPLOY								124.95		
1454 CENTER POINT										
573706	1	5/08/18		CUSTOM PREMIER SERIES MIX-24YR		001-410-6502		532.08	52654	5/08/18
								-----		
CENTER POINT								532.08		

## ACCOUNTS PAYABLE VENDOR ACTIVITY

7/01/2017 THRU 6/30/2018

INVOICE NO	LN	DATE	PO NO	REFERENCE	TRACK		1099	NET	CHECK	PD DATE
					CD	GL ACCOUNT				
1139 CENTRAL IA STRIPING										
09262017 1	1	10/03/17		INTERSECTION STRIPING-32ND/HUB		110-210-6417		1700.00	51668	10/03/17
09262017 2	1	10/03/17		CROSSWALK PAINTING-HS		110-210-6417		300.00	51668	10/03/17
10232017	1	11/07/17		PAINT CROSSWALK-BLAINE NW		110-210-6417		200.00	51804	11/07/17
								-----		
CENTRAL IA STRIPING								2200.00		
1515 CENTURYLINK										
9670082717	1	8/08/17		SERVICES		610-816-6373		68.99	51410	8/08/17
9672418717	1	8/08/17		SERVICES		001-650-6373		312.40	51410	8/08/17
9672668717	1	8/08/17		SERVICES		001-410-6373		70.13	51410	8/08/17
9672668717	2	8/08/17		SERVICES		001-410-6419		164.94	51410	8/08/17
9674790717	1	8/08/17		SERVICES		001-410-6373		243.10	51410	8/08/17
9674902717	1	8/08/17		SERVICES		001-150-6373		111.16	51410	8/08/17
9674902717	2	8/08/17		SERVICES		001-160-6373		111.16	51410	8/08/17
9675778717	1	8/08/17		SERVICES		110-210-6373		82.98	51410	8/08/17
9670082817	1	9/06/17		SERVICES		610-816-6373		68.99	51550	9/06/17
9672418817	1	9/06/17		SERVICES		001-650-6373		311.03	51550	9/06/17
9672668817	1	9/06/17		SERVICES		001-410-6373		68.72	51550	9/06/17
9672668817	2	9/06/17		SERVICES		001-410-6419		164.94	51550	9/06/17
9674790817	1	9/06/17		SERVICES		001-410-6373		242.10	51550	9/06/17
9674902817	1	9/06/17		SERVICES		001-150-6373		111.05	51550	9/06/17
9674902817	2	9/06/17		SERVICES		001-160-6373		111.05	51550	9/06/17
9675778817	1	9/06/17		SERVICES		110-210-6373		82.98	51550	9/06/17
9670082917	1	10/03/17		SERVICES		610-816-6373		68.99	51669	10/03/17
9672418917	1	10/03/17		SERVICES		001-650-6373		311.59	51669	10/03/17
9672668917	1	10/03/17		SERVICES		001-410-6373		68.20	51669	10/03/17
9672668917	2	10/03/17		SERVICES		001-410-6419		164.94	51669	10/03/17
9674790917	1	10/03/17		SERVICES		001-410-6373		242.79	51669	10/03/17
9674902917	1	10/03/17		SERVICES		001-150-6373		108.58	51669	10/03/17
9674902917	2	10/03/17		SERVICES		001-160-6373		108.57	51669	10/03/17
9675778917	1	10/03/17		SERVICES		110-210-6373		82.98	51669	10/03/17
967008210	1	11/07/17		SERVICES		610-816-6373		68.99	51805	11/07/17
967241810	1	11/07/17		SERVICES		001-650-6373		312.30	51805	11/07/17
967266810	1	11/07/17		SERVICES		001-410-6373		70.04	51805	11/07/17
967266810	2	11/07/17		SERVICES		001-410-6419		164.94	51805	11/07/17
967479010	1	11/07/17		SERVICES		001-410-6373		243.83	51805	11/07/17
967490210	1	11/07/17		SERVICES		001-150-6373		108.72	51805	11/07/17
967490210	2	11/07/17		SERVICES		001-160-6373		108.72	51805	11/07/17
967511810	1	11/07/17		SERVICES		110-210-6373		82.98	51805	11/07/17
9670082011	1	12/05/17		SERVICES		610-816-6373		68.99	51958	12/05/17
9672418011	1	12/05/17		SERVICES		001-650-6373		279.09	51958	12/05/17
9672668011	1	12/05/17		SERVICES		001-410-6373		67.88	51958	12/05/17
9672668011	2	12/05/17		SERVICES		001-410-6419		164.94	51958	12/05/17
9674790011	1	12/05/17		SERVICES		001-410-6373		243.12	51958	12/05/17
9674902011	1	12/05/17		SERVICES		001-150-6373		108.72	51958	12/05/17
9674902011	2	12/05/17		SERVICES		001-160-6373		108.72	51958	12/05/17
9675778011	1	12/05/17		SERVICES		110-210-6373		82.98	51958	12/05/17
967008212	1	1/03/18		SERVICES		610-816-6373		68.99	52146	1/03/18
967241812	1	1/03/18		SERVICES		001-650-6373		312.68	52146	1/03/18
967266812	1	1/03/18		SERVICES		001-410-6373		68.90	52146	1/03/18
967266812	2	1/03/18		SERVICES		001-410-6419		164.94	52146	1/03/18
967479012	1	1/03/18		SERVICES		001-410-6373		242.42	52146	1/03/18
967490212	1	1/03/18		SERVICES		001-150-6373		108.72	52146	1/03/18

# ACCOUNTS PAYABLE VENDOR ACTIVITY

INVOICE NO	LN	DATE	PO NO	REFERENCE	TRACK		1099	NET	CHECK	PD DATE
					CD	GL ACCOUNT				
1515 CENTURYLINK										
9674902#12	2	1/03/18		SERVICES		001-160-6373		108.72	52146	1/03/18
9675778#12	1	1/03/18		SERVICES		110-210-6373		82.98	52146	1/03/18
9670082118	1	2/05/18		SERVICES		610-816-6373		68.99	52281	2/06/18
9672418118	1	2/05/18		SERVICES		001-650-6373		313.53	52281	2/06/18
9672668118	1	2/05/18		SERVICES		001-410-6373		69.04	52281	2/06/18
9672668118	2	2/05/18		SERVICES		001-410-6419		164.94	52281	2/06/18
9674790118	1	2/05/18		SERVICES		001-410-6373		243.67	52281	2/06/18
9674902118	1	2/05/18		SERVICES		001-150-6373		108.89	52281	2/06/18
9674902118	2	2/05/18		SERVICES		001-160-6373		108.89	52281	2/06/18
9675778118	1	2/05/18		SERVICES		110-210-6373		82.98	52281	2/06/18
9670082218	1	3/06/18		SERVICES		610-816-6373		68.99	52406	3/06/18
9672418218	1	3/06/18		SERVICES		001-650-6373		313.85	52406	3/06/18
9672668218	1	3/06/18		SERVICES		001-410-6373		70.00	52406	3/06/18
9672668218	2	3/06/18		SERVICES		001-410-6419		164.94	52406	3/06/18
9674790218	1	3/06/18		SERVICES		001-410-6373		243.30	52406	3/06/18
9674902218	1	3/06/18		SERVICES		001-150-6373		111.62	52406	3/06/18
9674902218	2	3/06/18		SERVICES		001-160-6373		111.61	52406	3/06/18
9675778218	1	3/06/18		SERVICES		110-210-6373		82.98	52406	3/06/18
9670082318	1	4/03/18		SERVICES		610-816-6373		68.99	52521	4/03/18
9672418318	1	4/03/18		SERVICES		001-650-6373		313.99	52521	4/03/18
9672668318	1	4/03/18		SERVICES		001-410-6373		69.90	52521	4/03/18
9672668318	2	4/03/18		SERVICES		001-410-6419		164.94	52521	4/03/18
9674790318	1	4/03/18		SERVICES		001-410-6373		243.35	52521	4/03/18
9674902318	1	4/03/18		SERVICES		001-150-6373		108.89	52521	4/03/18
9674902318	2	4/03/18		SERVICES		001-160-6373		108.89	52521	4/03/18
9675778318	1	4/03/18		SERVICES		110-210-6373		82.98	52521	4/03/18
9670082418	1	5/08/18		SERVICES		610-816-6373		68.99	52655	5/08/18
9672418418	1	5/08/18		SERVICES		001-650-6373		313.25	52655	5/08/18
9672668418	1	5/08/18		SERVICES		001-410-6373		69.32	52655	5/08/18
9672668418	2	5/08/18		SERVICES		001-410-6419		164.94	52655	5/08/18
9674790418	1	5/08/18		SERVICES		001-410-6373		243.08	52655	5/08/18
9674902418	1	5/08/18		SERVICES		001-150-6373		111.44	52655	5/08/18
9674902418	2	5/08/18		SERVICES		001-160-6373		111.43	52655	5/08/18
9675778418	1	5/08/18		SERVICES		110-210-6373		82.98	52655	5/08/18
5159670082 260	1	6/05/18		SERVICES		610-816-6373		68.99	52798	6/05/18
9672418518	1	6/05/18		SERVICES		001-650-6373		314.06	52798	6/05/18
9672668518	1	6/05/18		SERVICES		001-410-6373		69.91	52798	6/05/18
9672668518	2	6/05/18		SERVICES		001-410-6419		164.94	52798	6/05/18
9674790518	1	6/05/18		SERVICES		001-410-6373		243.51	52798	6/05/18
9674902518	1	6/05/18		SERVICES		001-150-6373		108.86	52798	6/05/18
9674902518	2	6/05/18		SERVICES		001-160-6373		108.86	52798	6/05/18
9675778518	1	6/05/18		SERVICES		110-210-6373		82.98	52798	6/05/18
								-----		
CENTURYLINK								12743.36		
2099 CERTIFIED LAB										
1102148	1	5/08/18		PREMALIBE-MOWERS		001-430-6350		178.38	52656	5/08/18
1102148	2	5/08/18		PREMALIBE-SWEEPER		110-210-6350		178.37	52656	5/08/18
								-----		
CERTIFIED LAB								356.75		
95 CFI SALES INC.										
243988	1	7/25/17		TIRE-CAT420D		610-816-6350		187.00	51362	7/25/17

# ACCOUNTS PAYABLE VENDOR ACTIVITY

INVOICE NO	LN	DATE	PO NO	REFERENCE	TRACK CD GL ACCOUNT	1099	NET	CHECK	PD DATE
95 CFI SALES INC.									
CFI SALES INC.							187.00		
1130 CHATEAU AT BONDURANT, LCC									
4	1	8/08/17		PERPETUAL EASEMENT-SEWER EXT	610-818-6580		1.00	51411	8/08/17
CHATEAU AT BONDURANT, LCC							1.00		
1732 CHRISTIAN MARGARET									
08102017	1	9/06/17		MILEAGE REIMB 4/5-8/10/17	001-410-6240		47.08	51551	9/06/17
10212017	1	12/05/17		MILEAGE REIMB 8/21-10/21/17	001-410-6240		45.34	51959	12/05/17
10212017	2	12/05/17		WALGREENS-STICKERS,STAMPS	001-410-6599		2.09	51959	12/05/17
CHRISTIAN MARGARET							94.51		
1228 CINTAS									
762528046	1	7/11/17		LAUNDRY 6/13/17	001-650-6409		32.36	51273	7/11/17
762528046	2	7/11/17		LAUNDRY 6/13/17	110-210-6499		47.71	51273	7/11/17
762528046	3	7/11/17		LAUNDRY 6/13/17	001-150-6499		25.52	51273	7/11/17
762530905	1	7/11/17		LAUNDRY 6/27/17	001-650-6409		32.36	51273	7/11/17
762530905	2	7/11/17		LAUNDRY 6/27/17	110-210-6499		47.71	51273	7/11/17
762530905	3	7/11/17		LAUNDRY 6/27/17	001-150-6499		25.52	51273	7/11/17
762533774	1	8/08/17		LAUNDRY 7/11/17	001-650-6409		20.71	51412	8/08/17
762533774	2	8/08/17		LAUNDRY 7/11/17	110-210-6499		31.22	51412	8/08/17
762533774	3	8/08/17		LAUNDRY 7/11/17	001-150-6499		16.16	51412	8/08/17
762536608	1	8/08/17		LAUNDRY 7/25/17	001-650-6409		28.38	51412	8/08/17
762536608	2	8/08/17		LAUNDRY 7/25/17	110-210-6499		42.77	51412	8/08/17
762536608	3	8/08/17		LAUNDRY 7/25/17	001-150-6499		22.18	51412	8/08/17
762539470	1	9/06/17		LAUNDRY 8/08/17	001-650-6409		30.37	51552	9/06/17
762539470	2	9/06/17		LAUNDRY 8/08/17	110-210-6499		45.13	51552	9/06/17
762539470	3	9/06/17		LAUNDRY 8/08/17	001-150-6499		23.74	51552	9/06/17
762542345	1	9/06/17		LAUNDRY 8/22/17	001-650-6409		30.37	51552	9/06/17
762542345	2	9/06/17		LAUNDRY 8/22/17	110-210-6499		45.13	51552	9/06/17
762542345	3	9/06/17		LAUNDRY 8/22/17	001-150-6499		23.74	51552	9/06/17
762545258	1	10/03/17		LAUNDRY	001-650-6409		30.37	51670	10/03/17
762545258	2	10/03/17		LAUNDRY	110-210-6499		45.13	51670	10/03/17
762545258	3	10/03/17		LAUNDRY	001-150-6499		23.74	51670	10/03/17
CINTAS							670.32		
1467 CIRDWC									
07252017	1	8/08/17		FY2018 ANNUAL DUES	600-812-6210		120.00	51413	8/08/17
CIRDWC							120.00		
97 CITY OF DES MOINES									
14123	1	7/25/17		HOMELAND SECURITY FY2018	001-180-6413		4026.00	51363	7/25/17
100269	1	1/03/18		METRO ADVISORY COUNCIL	001-621-6210		250.00	52147	1/03/18
CITY OF DES MOINES							4276.00		
843 CITY OF WEST DES MOINES									
018-10067	1	12/19/17		METRO HOME IMPRV ADMIN FEE	001-520-6210		7294.00	52074	12/19/17

ACCOUNTS PAYABLE VENDOR ACTIVITY

INVOICE NO	LN	DATE	PO NO	REFERENCE	TRACK		1099	NET	CHECK	PD DATE
					CD	GL ACCOUNT				
843 CITY OF WEST DES MOINES										
				CITY OF WEST DES MOINES				7294.00		
103 CLARKE MOSQUITO										
5078042	1	7/25/17		MOSQUITO CHEMICAL-4 55GAL		001-350-6507		13694.00	51364	7/25/17
				CLARKE MOSQUITO				13694.00		
1835 COLIBRI SYSTEMS										
12948	1	1/03/18		MINI COVERS-250		001-410-6506		255.82	52148	1/03/18
13044	1	2/06/18		COLIBRI COVERS		001-410-6506		405.05	52282	2/06/18
				COLIBRI SYSTEMS				660.87		
1444 COLLISON PAT										
10002672	1	7/25/17		REIMB WATER OPERATOR LICENSE		600-811-6298		60.00	51365	7/25/17
10002672	2	7/25/17		REIMB WASTEWATER OPERATOR LIC		610-817-6298		60.00	51365	7/25/17
				COLLISON PAT				120.00		
1284 COMMUNICATION INNOVATORS										
85204	1	7/11/17		PHONE REPAIR		001-410-6499	N	85.00	51275	7/11/17
85408	1	7/11/17		EXTENSION CHANGE-OLIVER		001-650-6499		35.00	51274	7/11/17
85644	1	8/08/17		WIRELESS HEADSET		001-650-6506		401.98	51414	8/08/17
87249	1	12/05/17		PHONE LINE CHECKS-CENTURYLINK		001-650-6499		276.25	51960	12/05/17
				ISSUE						
Q 33053	1	6/19/18		CITY HALL WIFI-ARUBA IAP-207		001-650-6504		763.36	52922	6/19/18
				COMMUNICATION INNOVATORS				1561.59		
2106 COMPUTER REPAIR										
9120	1	5/08/18		REPLC PRINTER ROLLERS-ADM ASST		001-621-6340		45.79	52657	5/08/18
9120	2	5/08/18		REPLC PRINTER ROLLERS-ADM ASST		600-812-6340		45.78	52657	5/08/18
9120	3	5/08/18		REPLC PRINTER ROLLERS-ADM ASST		610-817-6350		45.78	52657	5/08/18
9407	1	6/19/18		PRINTER REPAIR-HP-CP4525		600-812-6419		166.50	52923	6/19/18
9407	2	6/19/18		PRINTER REPAIR-HP-CP4525		610-817-6419		166.50	52923	6/19/18
9407	3	6/19/18		PRINTER REPAIR-HP-CP4525		670-840-6419		166.50	52923	6/19/18
9407	4	6/19/18		PRINTER REPAIR-HP-CP4525		741-865-6419		166.49	52923	6/19/18
				COMPUTER REPAIR				803.34		
2107 CON-STRUCT										
1	1	5/08/18		DIST 30 TILE REPLCMT		741-865-6350		57687.80	52706	5/08/18
2	1	6/05/18		DIST 30 TILE REPAIR		741-865-6350		128902.18	52854	6/05/18
2	2	6/05/18		GRANT ST DITCHES		741-865-6765		50278.75	52854	6/05/18
				CON-STRUCT				236868.73		
939 CONCENTRA										
255879798	1	7/25/17		PRE-EMPLOY PHYSICAL-CORDERO		001-150-6230		259.50	51366	7/25/17
255884069	1	7/25/17		PRE-EMPLOY PHYSICAL-KRISTOFF		001-150-6230		259.50	51366	7/25/17
255914826	1	9/06/17		PRE-EMPLOY PHYSICAL-SPOERRY		001-150-6230		259.50	51553	9/06/17
255930350	1	10/03/17		PRE-EMPLOY TESTING-COLLINS		001-160-6230		56.00	51671	10/03/17

## ACCOUNTS PAYABLE VENDOR ACTIVITY

7/01/2017 THRU 6/30/2018

INVOICE NO	LN	DATE	PO NO	REFERENCE	TRACK CD GL ACCOUNT	1099	NET	CHECK	PD DATE
939 CONCENTRA									
256026817	1	2/21/18		PRE-EMPLOY PHYSICAL-HORTON	110-210-6230		200.00	52362	2/21/18
256073181	1	4/17/18		PRE-EMPLOY PHYSICAL-MOBERLY	001-150-6230		269.50	52592	4/17/18
256077621	1	5/08/18		PRE-EMPLOY PHYSICAL-NICHOLSON	001-160-6230		269.50	52658	5/08/18
							-----		
CONCENTRA							1573.50		
2116 CONFLUENCE									
15617	1	6/19/18		REGIONAL MASTER PLAN-UNION76	001-540-6490		5000.00	52924	6/19/18
							-----		
CONFLUENCE							5000.00		
114 CONTINENTAL RESEARCH									
459933-CRC	1	2/05/18		FOOTHOLD 6X1 - 6	001-160-6310		192.71	52283	2/06/18
459933-CRC	2	2/05/18		FOOTHOLD 6X1 - 6	001-150-6310		192.71	52283	2/06/18
4621887-CR	1	4/03/18		SUPPLIES	001-430-6507		310.76	52522	4/03/18
							-----		
CONTINENTAL RESEARCH							696.18		
2075 CORE & MAIN									
I211143	1	1/03/18		TEFLON TAPE-METER INSTALLS	600-811-6727		68.04	52149	1/03/18
I447548	1	3/06/18		MARKING FLAGS	600-811-6507		100.00	52407	3/06/18
I482357	1	3/06/18		METER CONNECTORS	600-811-6727		2000.00	52407	3/06/18
I924573	1	6/05/18		HYDRANT EXTENSION-HWY65	600-811-6375		964.05	52799	6/05/18
							-----		
CORE & MAIN							3132.09		
2118 CREATIVE GENIUSES									
06122018	1	6/19/18		ART CAMP	001-430-6599	M	354.00	52925	6/19/18
							-----		
CREATIVE GENIUSES							354.00		
2085 CROW TOW									
160018	1	2/05/18		TOW CHEV SILVERADO 4111	001-150-6332		85.00	52284	2/06/18
							-----		
CROW TOW							85.00		
1556 CSB									
11062017	1	11/07/17		WIL-RON DVLPM T AGRMT RES06-162	125-520-6780		48926.69	51806	11/07/17
04022018	1	4/03/18		WIL-RON DVLPM T AGRMT 06-162	125-520-6780		48926.69	52523	4/03/18
							-----		
CSB							97853.38		
2058 D & A CONCRETE									
1864	1	11/21/17		CONCRETE ALLEYWAY 1ST SE/MAIN	110-210-6417		2875.13	51897	11/21/17
							-----		
D & A CONCRETE							2875.13		
1580 D & K PRODUCTS									
0474973-IN	1	5/22/18		WEED KILLER-PARKS	001-430-6320		227.70	52755	5/22/18
							-----		
D & K PRODUCTS							227.70		
465 DATA TECH									



# ACCOUNTS PAYABLE VENDOR ACTIVITY

INVOICE NO	LN	DATE	PO NO	REFERENCE	TRACK		1099	NET	CHECK	PD DATE
					CD	GL ACCOUNT				
465 DATA TECH										
44501	1	7/11/17		ACCOUNT CONVERSION		600-812-6419		103.50	51276	7/11/17
44501	2	7/11/17		ACCOUNT CONVERSION		610-817-6419		103.50	51276	7/11/17
44501	3	7/11/17		ACCOUNT CONVERSION		670-840-6419		103.50	51276	7/11/17
44501	4	7/11/17		ACCOUNT CONVERSION		741-865-6419		102.00	51276	7/11/17
10182017	1	9/06/17		DATA TECH USER TRAINING-LD,MK		001-621-6240		35.00	51554	9/06/17
10182017	2	9/06/17		DATA TECH USER TRAINING-LD,MK		600-812-6240		67.50	51554	9/06/17
10182017	3	9/06/17		DATA TECH USER TRAINING-LD,MK		610-817-6240		67.50	51554	9/06/17
45063	1	11/07/17		SUMMIT LICENSE,SUPPORT		001-621-6419		1500.00	51807	11/07/17
45063	2	11/07/17		SUMMIT LICENSE,SUPPORT		600-812-6419		1400.00	51807	11/07/17
45063	3	11/07/17		SUMMIT LICENSE,SUPPORT		610-817-6419		1400.00	51807	11/07/17
45063	4	11/07/17		SUMMIT LICENSE,SUPPORT		670-840-6419		943.61	51807	11/07/17
45063	5	11/07/17		SUMMIT LICENSE,SUPPORT		741-865-6419		943.60	51807	11/07/17
45938	1	1/03/18		W-2s,1099s		001-621-6506		100.60	52150	1/03/18
04182018	1	3/06/18		USER GROUP REGISTRATION-KUGLER		600-812-6230		35.00	52408	3/06/18
04182018	2	3/06/18		USER GROUP REGISTRATION-KUGLER		610-817-6230		30.00	52408	3/06/18
04182018	3	3/06/18		USER GROUP REGISTRATION-KUGLER		670-840-6230		30.00	52408	3/06/18
DATA TECH								6965.31		
1678 DEERY BROTHERS CHEV										
2018EQUINO	1	8/22/17		2018 CHEVY EQUINOX		001-621-6727		22930.20	51536	8/22/17
DEERY BROTHERS CHEV								22930.20		
134 DEMCO										
6212031	1	10/03/17		BOOKMARKS,DATE DUES,LABELS,PRO		001-410-6506		145.81	51672	10/03/17
6272315	1	1/03/18		LABELS;DATE DUES		001-410-6506		93.90	52151	1/03/18
6336905	1	4/03/18		BOOK,LABEL PROTECTORS;BOXES		001-410-6506		121.79	52524	4/03/18
6338903	1	5/08/18		CLASS LABELS;LAMINATE		001-410-6506		30.94	52659	5/08/18
6338903	2	5/08/18		BOOK BAGS		167-410-6506		61.86	52659	5/08/18
6340455	1	5/08/18		SRP-BOOKMARKS;WHISTLES;SIGNAGE		167-410-6506		97.18	52659	5/08/18
6367431	1	6/05/18		BOOK BAGS		001-410-6506		104.29	52800	6/05/18
DEMCO								655.77		
813 DES MOINES DOOR										
11478	1	5/22/18		SHOP DOOR PHOTO EYES		110-210-6310		225.00	52756	5/22/18
DES MOINES DOOR								225.00		
957 DES MOINES WRA										
14099	1	7/11/17		WRA EXPENSE		610-817-6413		49853.40	51311	7/11/17
2601 FY18	1	7/25/17		WRA EXPENSE		610-817-6413		49853.60	51398	7/25/17
2602 17	1	8/22/17		WRA EXPENSE		610-817-6413		49853.60	51534	8/22/17
2603 2	1	9/19/17		WRA EXPENSE		610-817-6413		49853.60	51653	9/19/17
5374	1	11/21/17		WRA EXPENSE		610-817-6413		49853.60	51936	11/21/17
2604 1	1	11/21/17		WRA EXPENSE		610-817-6413		49853.60	51936	11/21/17
00154	1	12/19/17		WRA EXPENSE		610-817-6413		49853.60	52119	12/19/17
00576	1	1/16/18		WRA EXPENSE		610-817-6413		49853.60	52262	1/16/18
01193	1	2/21/18		WRA EXPENSE		610-817-6413		49853.60	52386	2/21/18
01669	1	3/20/18		WRA EXPENSE		610-817-6413		49853.60	52504	3/20/18
02061	1	4/17/18		WRA EXPENSE		610-817-6413		49853.60	52627	4/17/18
02912	1	5/22/18		WRA EXPENSE		610-817-6413		49853.60	52787	5/22/18

# ACCOUNTS PAYABLE VENDOR ACTIVITY

INVOICE NO	LN	DATE	PO NO	REFERENCE	TRACK CD GL ACCOUNT	1099	NET	CHECK	PD DATE
957 DES MOINES WRA									
DES MOINES WRA							598243.00		
145 DIAM PEST CONTROL									
468497	1	8/22/17		PEST CONTROL-CH	001-650-6499		75.00	51498	8/22/17
468505	1	8/22/17		PEST CONTROL-PS	001-150-6499		75.00	51498	8/22/17
468508	1	8/22/17		PEST CONTROL-PW	110-210-6499		75.00	51498	8/22/17
486275	1	12/19/17		PEST CONTROL	001-650-6499		75.00	52075	12/19/17
486282	1	12/19/17		PEST CONTROL	001-150-6499		75.00	52075	12/19/17
486286	1	12/19/17		PEST CONTROL	110-210-6499		75.00	52075	12/19/17
493079	1	2/21/18		PEST CONTROL	001-650-6499		75.00	52363	2/21/18
493089	1	2/21/18		PEST CONTROL	001-150-6499		75.00	52363	2/21/18
493090	1	2/21/18		PEST CONTROL	110-210-6499		75.00	52363	2/21/18
499276	1	5/22/18		PEST CONTROL	001-650-6499		75.00	52757	5/22/18
499285	1	5/22/18		PEST CONTROL	001-150-6499		75.00	52757	5/22/18
499286	1	5/22/18		PEST CONTROL	110-210-6499		75.00	52757	5/22/18
DIAM PEST CONTROL							900.00		
2087 DISCOVERY BENEFITS									
847563-IN	1	2/27/18		FSA ADMINISTRATION-MONTHLY	001-621-6499		50.00	1254486	2/27/18 E
857872-IN	1	3/26/18		FSA MONTHLY ADMIN FEE	001-621-6499		50.00	1254515	3/26/18 E
0868240-IN	1	4/25/18		FSA ADMIN	001-621-6499		50.00	1254545	4/25/18 E
0000878329-IN	1	5/25/18		FSA MONTHLY ADMIN FEE	001-621-6499		50.00	1254567	5/25/18 E
0000891354-IN	1	6/25/18		FSA MONTHLY ADMIN FEE	001-621-6499		50.00	1254592	6/25/18 E
DISCOVERY BENEFITS							250.00		
142 DM STAMP									
1102093	1	10/03/17		STAMPS-3	001-410-6506		120.70	51673	10/03/17
1107509	1	12/05/17		NAMEPLATE-CUELLAR	001-540-6506		12.50	51961	12/05/17
1110252	1	1/16/18		NAMEPLATES	001-540-6506	N	21.50	52234	1/16/18
1120595	1	6/05/18		A/P STAMP	001-150-6506		22.00	52801	6/05/18
1120595	2	6/05/18		A/P STAMP	001-160-6506		22.00	52801	6/05/18
1120595	3	6/05/18		A/P STAMP	001-621-6506		49.55	52801	6/05/18
DM STAMP							248.25		
146 DMACC									
16147	1	8/08/17		WATER DISTRIBUTION 30-HR-MCGRA	600-811-6230		475.00	51415	8/08/17
48097	1	9/19/17		TRAINING-BEHAVIORAL EMERGEN-23	001-160-6230		15.00	51628	9/19/17
48100	1	9/19/17		TRAINING-DRUGS OF ABUSE-26	001-160-6230		15.00	51628	9/19/17
51398298	1	10/03/17		TUITION EMS217-KRISTOFF	001-160-6230		921.00	51674	10/03/17
RN25829	1	3/06/18		WATER DISTR 30-HR CLASS-HORTON	600-811-6230		475.00	52409	3/06/18
				HORTON					
48815	1	4/17/18		TRAINING-PEDIATRIC ASSESSMT-13	001-160-6230		15.00	52593	4/17/18
51439583	1	6/05/18		TUITION-SPOERRY	001-160-6230		921.00	52802	6/05/18
DMACC							2837.00		
2089 DMMHA									
100	1	3/06/18		SECTION8 DEFICIT	001-310-6413		436.00	52410	3/06/18

## ACCOUNTS PAYABLE VENDOR ACTIVITY

INVOICE NO	LN	DATE	PO NO	REFERENCE	TRACK CD GL ACCOUNT	1099	NET	CHECK	PD DATE
				DMHA			436.00		
				144 DMWH					
3300020617	1	7/11/17		WHOLESALE WATER COST	600-812-6413		15851.37	51277	7/11/17
3300020617	2	7/11/17		BOOSTER ST EST JUNE 2017	600-812-6413		700.00	51277	7/11/17
3300020617	3	7/11/17		REVENUE BOND-PRINCIPAL	600-812-6802		4988.00	51277	7/11/17
3300020617	4	7/11/17		REVENUE BOND-INTEREST	600-812-6852		1404.24	51277	7/11/17
3300030617	1	7/11/17		WHOLESALE WATER COST	600-812-6413		15920.57	51277	7/11/17
85430830)6	1	7/11/17		AVAILABILITY FEE 7950 NE 70TH	600-812-6413		22.00	51277	7/11/17
8602170717	1	7/25/17		BACTI SAMPLES	600-811-6389		15.00	51367	7/25/17
3300020717	1	8/08/17		WHOLESALE WATER COST	600-812-6413		16404.93	51416	8/08/17
3300020717	2	8/08/17		JULY 2017 BOOSTER ST	600-812-6413		700.00	51416	8/08/17
3300020717	3	8/08/17		REVENUE BOND-PRINCIPAL	600-812-6802		4988.00	51416	8/08/17
3300020717	4	8/08/17		REVENUE BOND-INTEREST	600-812-6852		1404.24	51416	8/08/17
3300030717	1	8/08/17		WHOLESALE WATER COST	600-812-6413		16404.93	51416	8/08/17
85430830)7	1	8/08/17		AVAIL FEE-7950 NE 70TH	600-812-6413		22.00	51416	8/08/17
3300020_8	1	9/01/17		WHOLESALE WATER COST	600-812-6413		15297.82	51555	9/06/17
3300020_8	2	9/01/17		BOOSTER ST EST-AUG 2017	600-812-6413		700.00	51555	9/06/17
3300020_8	3	9/01/17		BOOSTER ST TRUE-UP-2ND QTR2017	600-812-6413		10738.15	51555	9/06/17
3300020_8	4	9/01/17		REVENUE BOND-PRINCIPAL	600-812-6802		4988.00	51555	9/06/17
3300020_8	5	9/01/17		REVENUE BOND-INTEREST	600-812-6852		1404.24	51555	9/06/17
3300030_8	1	9/01/17		WHOLESALE WATER COST	600-812-6413		16045.12	51555	9/06/17
85430830)8	1	9/19/17		AVAIL FEE-7950 NE 70TH	600-812-6413		22.00	51629	9/19/17
3300020917	1	10/17/17		WHOLESALE WATER COST	600-812-6413		15159.43	51745	10/17/17
3300020917	2	10/17/17		BOOSTER ST EST SEPT 2017	600-812-6413		700.00	51745	10/17/17
3300020917	3	10/17/17		REVENUE BOND-PRINCIPAL	600-812-6802		4988.00	51745	10/17/17
3300020917	4	10/17/17		REVENUE BOND-INTEREST	600-812-6852		1404.24	51745	10/17/17
3300030917	1	10/17/17		WHOLESALE WATER COST	600-812-6413		15768.34	51745	10/17/17
85430830)9	1	10/17/17		AVAILABILITY FEE-7950 NE 70TH	600-812-6413		22.00	51745	10/17/17
3300020!10	1	11/07/17		WHOLESALE WATER COST	600-812-6413		12668.42	51808	11/07/17
3300020!10	2	11/07/17		BOOSTER ST EST OCT 2017	600-812-6413		700.00	51808	11/07/17
3300020!10	3	11/07/17		REVENUE BOND-PRINCIPAL	600-812-6802		4988.00	51808	11/07/17
3300020!10	4	11/07/17		REVENUE BOND-INTEREST	600-812-6852		1404.24	51808	11/07/17
3300030@10	1	11/07/17		WHOLESALE WATER COST	600-812-6413		13664.82	51808	11/07/17
8602170!10	1	11/07/17		WATER SAMPLES	600-811-6389		60.00	51808	11/07/17
85430830#	1	11/21/17		AVAIL FEE-7950 NE 70TH	600-812-6413		22.00	51898	11/21/17
3300020,11	1	12/19/17		WHOLESALE WATER COST	600-812-6413		11284.53	52076	12/19/17
3300020,11	2	12/19/17		BOOSTER ST EST NOV 2017	600-812-6413		700.00	52076	12/19/17
3300020,11	3	12/19/17		BOOSTER ST TRUE UP 3RD QTR2017	600-812-6413		11795.13	52076	12/19/17
3300020,11	4	12/19/17		REVENUE BOND-PRINCIPAL	600-812-6802		4988.00	52076	12/19/17
3300020,11	5	12/19/17		REVENUE BOND-INTEREST	600-812-6852		1404.24	52076	12/19/17
3300030,11	1	12/19/17		WHOLESALE WATER COST	600-812-6413		12433.16	52076	12/19/17
430830,10	1	12/19/17		AVAIL FEE-7950 NE 70TH	600-812-6413		22.00	52076	12/19/17
3300020=12	1	1/16/18		WHOLESALE WATER COST	600-812-6413		12253.25	52235	1/16/18
3300020=12	2	1/16/18		BOOSTER ST EST DEC 2017	600-812-6413		700.00	52235	1/16/18
3300020=12	3	1/16/18		REVENUE BOND-PRINCIPAL	600-812-6802		4934.91	52235	1/16/18
3300020=12	4	1/16/18		REVENUE BOND-INTEREST	600-812-6852		1239.69	52235	1/16/18
3300030=12	1	1/16/18		WHOLESALE WATER COST	600-812-6413		13166.62	52235	1/16/18
5430830-	1	1/16/18		AVAIL FEE 7950 NE 70TH AVE	600-812-6413		22.00	52235	1/16/18
3300020_1	1	2/06/18		WHOLESALE WATER COST	600-812-6413		14329.09	52285	2/06/18
3300020_1	2	2/06/18		JAN 2018 BOOSTER ST EST	600-812-6413		700.00	52285	2/06/18
3300020_1	3	2/06/18		REVENUE BOND-PRINCIPAL	600-812-6802		4934.91	52285	2/06/18
3300020_1	4	2/06/18		REVENUE BOND-INTEREST	600-812-6852		1239.69	52285	2/06/18
3300030_1	1	2/06/18		WHOLESALE WATER COST	600-812-6413		15311.66	52285	2/06/18

# ACCOUNTS PAYABLE VENDOR ACTIVITY

INVOICE NO	LN	DATE	PO NO	REFERENCE	TRACK		1099	NET	CHECK	PD DATE
					CD	GL ACCOUNT				
144 DMWW										
85430830\1	1	2/06/18		AVAIL FEE-7950 NE 70TH		600-812-6413		22.00	52285	2/06/18
3300020218	1	3/20/18		WHOLESALE WATER COST		600-812-6413		15021.04	52479	3/20/18
3300020218	2	3/20/18		FEB 2018 BOOSTER ST EST		600-812-6413		700.00	52479	3/20/18
3300020218	3	3/20/18		4TH QTR 2017 PUMP ST TRUE UP		600-812-6413		7913.90	52479	3/20/18
3300020218	4	3/20/18		REVENUE BOND-PRINCIPAL		600-812-6802		4934.91	52479	3/20/18
3300020218	5	3/20/18		REVENUE BOND-INTEREST		600-812-6852		1239.69	52479	3/20/18
3300030218	1	3/20/18		WHOLESALE WATER COST		600-812-6413		15256.30	52479	3/20/18
85430830.2	1	3/20/18		AVAIL FEE 7950 NE 70TH		600-812-6413		22.00	52479	3/20/18
3300020318	1	4/17/18		WHOLESALE WATER COST		600-812-6413		11422.92	52594	4/17/18
3300020318	2	4/17/18		BOOSTER ST EST MARCH 2018		600-812-6413		700.00	52594	4/17/18
3300020318	3	4/17/18		REVENUE BOND-PRINCIPAL		600-812-6802		4934.91	52594	4/17/18
3300020318	4	4/17/18		REVENUE BOND-INTEREST		600-812-6852		1239.69	52594	4/17/18
3300030318	1	4/17/18		WHOLESALE WATER COST		600-812-6413		12696.10	52594	4/17/18
85430830(3	1	4/17/18		AVAIL FEE 7950 NE 70TH AVE		600-812-6413		22.00	52594	4/17/18
3602170318	1	4/17/18		WATER SAMPLE ANALYSIS		600-811-6389		241.00	52594	4/17/18
3300020418	1	5/08/18		WHOLESALE WATER COST		600-812-6413		15034.50	52660	5/08/18
3300020418	2	5/08/18		APR 2018 BOOSTER ST EST		600-812-6413		700.00	52660	5/08/18
3300020418	3	5/08/18		REVENUE BOND-PRINCIPAL		600-812-6802		4934.91	52660	5/08/18
3300020418	4	5/08/18		REVENUE BOND-INTEREST		600-812-6852		1239.69	52660	5/08/18
3300030418	1	5/08/18		WHOLESALE WATER COST		600-812-6413		16174.98	52660	5/08/18
3300020 518	1	6/19/18		WHOLESALE WATER COST		600-812-6413		14886.39	52926	6/19/18
3300020 518	2	6/19/18		MAY 2018 BOOSTER ST EST		600-812-6413		700.00	52926	6/19/18
3300020 518	3	6/19/18		1ST QTR 2018 BOOSTER ST TRUEUP		600-812-6413		15553.01	52926	6/19/18
3300020 518	4	6/19/18		REVENUE BOND-PRINCIPAL		600-812-6802		4934.91	52926	6/19/18
3300020 518	5	6/19/18		REVENUE BOND-INTEREST		600-812-6852		1239.69	52926	6/19/18
3300030 518	1	6/19/18		WHOLESALE WATER COST		600-812-6413		15893.56	52926	6/19/18
5430830 518	1	6/19/18		AVAIL FEE 7950 NE 70TH AVE		600-812-6413		44.00	52926	6/19/18
DMWW								478731.08		
1022 DORSEY & WHITNEY LLP										
382170	1	11/07/17		LEGAL FEES-2017 UR PLAN,GOBOND		200-125-6893	M	12500.00	51809	11/07/17
DORSEY & WHITNEY LLP								12500.00		
1354 DOUBLE T EMBROIDERY										
124	1	10/17/17		HATS-15		001-150-6181	M	90.00	51746	10/17/17
124	2	10/17/17		HATS-15		001-160-6181	M	90.00	51746	10/17/17
DOUBLE T EMBROIDERY								180.00		
2039 DRANE KELLY										
3172017	1	9/06/17		TRAINING-MENTAL HEALTH INSTRU		001-160-6230		71.00	51556	9/06/17
DRANE KELLY								71.00		
1967 DUIT BRYCE										
182017	1	12/05/17		BASKETBALL REFEREE 11/18 4GMS		001-430-6598	M	100.00	51962	12/05/17
022017	1	12/19/17		BASKETBALL REFEREE 12/2 4GM		001-430-6598	M	100.00	52077	12/19/17
092017	1	12/19/17		BASKETBALL REFEREE 12/9 4GM		001-430-6598	M	100.00	52077	12/19/17
182017	1	1/03/18		BASKETBALL REFEREE 12/16 4GMS		001-430-6598	M	100.00	52152	1/03/18
202018	1	2/05/18		BASKETBALL REFEREE 1/20 11GM		001-430-6598	M	275.00	52286	2/06/18

# ACCOUNTS PAYABLE VENDOR ACTIVITY

INVOICE NO	LN	DATE	PO NO	REFERENCE	TRACK CD GL ACCOUNT	1099	NET	CHECK	PD DATE
				DUIT BRYCE			675.00		
				1137 DUNHAM LORI					
08152017	1	9/06/17		MILEAGE REIMB-MPOTTC, SCCIC, DOR	001-621-6240		53.35	51557	9/06/17
08152017	2	9/06/17		MILEAGE REIMB-MPOTTC, SCCIC, DOR	600-812-6240		17.78	51557	9/06/17
08152017	3	9/06/17		MILEAGE REIMB-MPOTTC, SCCIC, DOR	610-817-6240		17.79	51557	9/06/17
				DUNHAM LORI			88.92		
				2034 EAGLE CREEK					
2	1	8/08/17		TEMP CONSTRUCTION EASEMENT	610-818-6580		100.00	51417	8/08/17
				EAGLE CREEK			100.00		
				1627 ECHO ELECTRIC					
57426436.1	1	12/05/17		FOYER LIGHTBULBS	001-650-6310		96.52	51963	12/05/17
57543103.0	1	3/20/18		PHOTO CELL-CITY PARK LIGHTS	001-430-6320		15.25	52480	3/20/18
				ECHO ELECTRIC			111.77		
				2013 EDUCATIONAL DEV					
DIR1517989	1	10/03/17		BOOKS	001-410-6502		1486.71	51675	10/03/17
DIR2221748	1	3/06/18		BOOKS	001-410-6502		21.00	52411	3/06/18
				EDUCATIONAL DEV			1507.71		
				156 ELECTRICAL ENGI					
5101837-00	1	7/25/17		LIGHT CAGE-DEPOT	001-430-6310		146.59	51368	7/25/17
				ELECTRICAL ENGI			146.59		
				10 ELECTRONIC ENGINEERING					
115000484	1	9/19/17		PAGER-ASST CHIEF	001-150-6373		660.25	51630	9/19/17
115000484	2	9/19/17		PAGER-ASST CHIEF	001-160-6373		660.25	51630	9/19/17
				ELECTRONIC ENGINEERING			1320.50		
				1706 ELKADER PUBLIC LIBRARY					
08092017	1	9/06/17		BOOK PAGE SUBSCRIPTION	001-410-6502		208.92	51558	9/06/17
				ELKADER PUBLIC LIBRARY			208.92		
				2072 EMBLEM ENTERPRISES					
02540	1	12/19/17		PATCHES	001-150-6181		152.35	52078	12/19/17
02540	2	12/19/17		PATCHES	001-160-6181		152.36	52078	12/19/17
				EMBLEM ENTERPRISES			304.71		
				998 EMERGENCY APPARATUS					
4089	1	8/08/17		BATTERIES, ALTERNATOR-4180	001-160-6332		2322.44	51418	8/08/17
7171	1	12/19/17		REPLC QUAD RINGS ON PUMP SHIFT	001-150-6332		455.38	52079	12/19/17
				AIR LEAK-4145					
7213	1	12/19/17		PUMP TEST-4160; REBUILD DISCHRG VALVE	001-150-6430		1097.13	52079	12/19/17

## ACCOUNTS PAYABLE VENDOR ACTIVITY

INVOICE NO	LN	DATE	PO NO	REFERENCE	TRACK CD GL ACCOUNT	1099	NET	CHECK	PD DATE
998 EMERGENCY APPARATUS									
97214	1	12/19/17		PUMP TEST-4130;REPLC VALVE LIT	001-150-6430		662.71	52079	12/19/17
97215	1	12/19/17		PUMP TEST-4140;REPLC FOAM CHEK VALVE;REPAIR CAB STEP LIGHT	001-150-6430		1542.78	52079	12/19/17
97248	1	12/19/17		PUMP TEST-4145;ADJUST LINKAGE ON INTAKE VALVE	001-150-6430		737.69	52079	12/19/17
97402	1	1/16/18		GEAR REPAIR-PUMPER 4145	001-150-6332		3178.94	52236	1/16/18
98240	1	3/06/18		REPAIR PUMP SHIFT;WARNINGLIGHT	001-150-6332		987.77	52412	3/06/18
98986	1	4/17/18		REPAIR PUMPER AIR LEAK-4145	001-150-6332		763.09	52595	4/17/18
							-----		
EMERGENCY APPARATUS							11747.93		
1762 EMERGENCY SERVICES MARKET									
14014	1	9/06/17		IAMRESPONDING SUBSCRIPTION	001-150-6373		330.00	51559	9/06/17
14014	2	9/06/17		IAMRESPONDING SUBSCRIPTION	001-160-6373		330.00	51559	9/06/17
							-----		
EMERGENCY SERVICES MARKET							660.00		
1941 EMS PROFESSIONALS									
14072	1	7/11/17		IV START KIT	001-160-6507		150.00	51278	7/11/17
14130	1	7/25/17		SUPPLIES	001-160-6507		64.35	51369	7/25/17
14214	1	8/08/17		SUPPLIES	001-160-6507		150.00	51419	8/08/17
14215	1	8/08/17		SUPPLIES	001-160-6507		10.00	51419	8/08/17
14501	1	9/19/17		SUPPLIES	001-160-6507		203.58	51631	9/19/17
							-----		
EMS PROFESSIONALS							577.93		
1311 ENVISIONWARE									
US-32825	1	10/03/17		ANNUAL MAINTENANCE-SMALL LIBRA	001-410-6499		354.45	51676	10/03/17
							-----		
ENVISIONWARE							354.45		
150 EPIC									
1751	1	7/25/17		2017 DUES	001-520-6210		13510.00	51370	7/25/17
							-----		
EPIC							13510.00		
2114 ESO									
INV00007624	1	6/19/18		FH CLOUD ANNUAL FEE	001-160-6499		2451.00	52927	6/19/18
							-----		
ESO							2451.00		
1955 FALLER, KINCHELOE									
6097	1	8/22/17		AUDIT SERVICES	001-621-6499		2450.00	51499	8/22/17
6097	2	8/22/17		AUDIT SERVICES	600-812-6499		2450.00	51499	8/22/17
6681	1	12/19/17		AUDIT	610-817-6499		1225.00	52080	12/19/17
6681	2	12/19/17		AUDIT	110-210-6499		1225.00	52080	12/19/17
6681	3	12/19/17		AUDIT	741-865-6499		1225.00	52080	12/19/17
6681	4	12/19/17		AUDIT	670-840-6499		1225.00	52080	12/19/17
							-----		
FALLER, KINCHELOE							9800.00		
1896 FARRAND GLENN									
11112017	1	11/21/17		REFEREE 11/11/17 9GMS	001-430-6598	M	225.00	51899	11/21/17

## ACCOUNTS PAYABLE VENDOR ACTIVITY

INVOICE NO	LN	DATE	PO NO	REFERENCE	TRACK CD GL ACCOUNT	1099	NET	CHECK	PD DATE
1896 FARRAND GLENN									
11182017	1	12/05/17		BASKETBALL REFEREE 11/18 13GMS	001-430-6598	M	325.00	51964	12/05/17
12022017	1	12/19/17		BASKETBALL REFEREE 12/2 6GM	001-430-6598	M	150.00	52081	12/19/17
12092017	1	12/19/17		BASKETBALL REFEREE 12/9 7GM	001-430-6598	M	175.00	52081	12/19/17
12182017	1	1/03/18		BASKETBALL REFEREE 12/16 7GMS	001-430-6598	M	175.00	52153	1/03/18
FARRAND GLENN							1050.00		
1079 FAST SIGNS									
42-99863	1	5/08/18		OCCUPANCY SIGN	001-650-6310		20.00	52661	5/08/18
FAST SIGNS							20.00		
1296 FASTENAL CO									
ADES319622	1	10/03/17		NUTS;BOLTS	110-210-6509		145.95	51677	10/03/17
DES329614	1	3/06/18		PLOW BLADE BOLTS	110-210-6350		181.53	52413	3/06/18
FASTENAL CO							327.48		
2044 FIRE SAFETY USA									
103636	1	10/03/17		HELMET LIGHT;BRACKET	001-150-6507		130.00	51678	10/03/17
FIRE SAFETY USA							130.00		
985 FIRE SERVICE TR									
000087	1	8/08/17		TRAINING-CERT FEE FF2-RMORRIS	001-150-6230		50.00	51420	8/08/17
103	1	8/22/17		CERTIFICATION-FF2-CORDERO,GRAY	001-150-6230		100.00	51500	8/22/17
000186	1	10/03/17		HAZMAT,FF1 CERT FEES-CELLIER	001-150-6230		50.00	51679	10/03/17
000387	1	12/05/17		CERT FEES-HAZMAT OP/FIREFIGHT1 CELLIER,MURPHY	001-150-6230		100.00	51965	12/05/17
FIRE SERVICE TR							300.00		
1069 FIRST NATIONAL BANK									
0154 717	1	8/08/17		AMAZON-DVDS	001-410-6502		195.76	51421	8/08/17
0154 717	2	8/08/17		AMAZON-MONITOR CABLE	001-621-6506		14.60	51421	8/08/17
0154 717	3	8/08/17		SARIS CYCL-BIKE FIX-IT ST PART	001-430-6507		49.67	51421	8/08/17
0154 717	4	8/08/17		AMAZON-DAILY FILE	001-650-6506		15.73	51421	8/08/17
0154 717	5	8/08/17		AMAZON-CELLPHONE CHARGER	110-210-6373		17.09	51421	8/08/17
0154 717	6	8/08/17		AMAZON-CELLPHONE CASE	600-811-6373		12.31	51421	8/08/17
0154 817	1	9/06/17		BATTERIES PLUS-CELLPHONE BATTE	110-210-6373		38.16	51560	9/06/17
0154 817	2	9/06/17		MICHAEL'S-B SAFE KIDS SUPPLIES	001-430-6599		46.01	51560	9/06/17
0154 817	3	9/06/17		AMAZON-DVDS	001-410-6502		204.82	51560	9/06/17
0154 817	4	9/06/17		SUPPLIES	001-410-6599		92.33	51560	9/06/17
0767 817	1	9/06/17		SIGNAL-REPLACMT CELLPHONE-DH	110-210-6373		58.35	51560	9/06/17
0767 817	2	9/06/17		SIGNAL-REPLACMT CELLPHONE-DH	001-430-6373		58.35	51560	9/06/17
0767 817	3	9/06/17		SIGNAL-REPLACMT CELLPHONE-DH	600-812-6373		58.30	51560	9/06/17
0767 817	4	9/06/17		AMAZON-MONITOR CABLE	001-621-6506		14.10	51560	9/06/17
0767 817	5	9/06/17		ICMA CONF REGISTRATION;AIRFARE	001-621-6240		1035.60	51560	9/06/17
0767 817	6	9/06/17		AMAZON-DVDS	001-410-6502		34.52	51560	9/06/17
0154 917	1	10/03/17		AMAZON RETURN	001-410-6599		44.89	51680	10/03/17
0767 917	1	10/03/17		AMAZON-CROSSGUARD WHISTLES	001-180-6507		16.03	51680	10/03/17
0767 917	2	10/03/17		CURRENT IOWA-LEAGUE CONF HOTEL	001-621-6240		179.58	51680	10/03/17
0767 917	3	10/03/17		CURRENT IOWA-LEAGUE CONF HOTEL	600-812-6240		179.57	51680	10/03/17

# ACCOUNTS PAYABLE VENDOR ACTIVITY

INVOICE NO	LN	DATE	PO NO	REFERENCE	TRACK		1099	NET	CHECK	PD DATE
					CD	GL ACCOUNT				
1069 FIRST NATIONAL BANK										
0767 917	4	10/03/17		CURRENT IOWA-LEAGUE CONF HOTEL		610-817-6240		179.57	51680	10/03/17
0767 917	5	10/03/17		CLAXONS-SCHOOL DIST LUNCH		001-621-6240		16.50	51680	10/03/17
0767 917	6	10/03/17		CARROLLTON INN-REC CONF HOTEL		001-430-6230		111.95	51680	10/03/17
0767 917	7	10/03/17		AMAZON-DVDS		001-410-6502		78.52	51680	10/03/17
0767 917	8	10/03/17		AMAZON-IPAD CLAMSHELLS		600-812-6506		158.99	51680	10/03/17
0767 917	9	10/03/17		AMAZON-IPAD CLAMSHELLS		610-817-6506		158.98	51680	10/03/17
0767 917	10	10/03/17		ANNUAL FEE		001-621-6580		35.00	51680	10/03/17
0767 1017	1	11/07/17		CDW-G-MICROSOFT OFFICE 2016		001-621-6506		530.00	51810	11/07/17
0767 1017	2	11/07/17		CDW-G-MICROSOFT OFFICE 2016		001-650-6506		530.00	51810	11/07/17
0767 1017	3	11/07/17		CDW-G-MICROSOFT OFFICE 2016		600-812-6506		265.00	51810	11/07/17
0767 1017	4	11/07/17		CDW-G-MICROSOFT OFFICE 2016		001-430-6506		265.00	51810	11/07/17
0767 1017	5	11/07/17		CDW-G-MICROSOFT OFFICE 2016		110-210-6506		265.00	51810	11/07/17
0767 1017	6	11/07/17		CDW-G-MICROSOFT OFFICE 2016		610-817-6506		265.00	51810	11/07/17
0767 1017	7	11/07/17		MARRIOTT CORALVILLE-CONF-SANDE		001-410-6240		147.18	51810	11/07/17
0767 1017	8	11/07/17		AMAZON-BOOKS,DVDS		001-410-6502		798.61	51810	11/07/17
0767 1017	9	11/07/17		AMAZON-SONY USB WIFI		001-410-6725		89.95	51810	11/07/17
0767 1017	10	11/07/17		CURRENT HOTEL-LEAGUE CONF-OLIV		001-621-6240		165.71	51810	11/07/17
0767 1017	11	11/07/17		SPECTATORS-EPIC LUNCH		001-520-6240		13.98	51810	11/07/17
0767 1017	12	11/07/17		AMAZON-MONITOR CABLE		001-621-6506		14.10	51810	11/07/17
0767 1017	13	11/07/17		PARKING-DORSEY,PFM MTG		610-817-6240		4.00	51810	11/07/17
0767 1117	1	12/05/17		AMAZON-MONITOR CONNECTORS		110-210-6506		21.77	51966	12/05/17
0767 1117	2	12/05/17		AMAZON-MONITOR CONNECTORS		001-621-6506		21.77	51966	12/05/17
0767 1117	3	12/05/17		CDW-G-ADOBE ACROBAT SOFTWARE-2		001-650-6506		731.86	51966	12/05/17
0767 1117	4	12/05/17		HOMEWOOD SUITES-ICMA CONF-SA		001-621-6240		355.56	51966	12/05/17
0767 1117	5	12/05/17		HOMEWOOD SUITES-ICMA CONF-SA		600-812-6240		355.56	51966	12/05/17
0767 1117	6	12/05/17		HOMEWOOD SUITES-ICMA CONF-SA		610-817-6240		355.55	51966	12/05/17
0767 1117	7	12/05/17		EZMART FUEL-IA CITY CONF		001-410-6240		28.61	51966	12/05/17
0767 1117	8	12/05/17		SP BREAKOUT		001-410-6599		150.00	51966	12/05/17
0767 1117	9	12/05/17		AMAZON RETURN		001-410-6502		7.92-	51966	12/05/17
0767 1117	10	12/05/17		PBS DISTRIBUTION-DVDS		001-410-6502		314.90	51966	12/05/17
0767 1117	11	12/05/17		NORTH AMER BIGFOOT		001-410-6502		33.64	51966	12/05/17
0707 1117	1	12/05/17		AMAZON-PAPER COASTERS		001-410-6502	N	15.99	51967	12/05/17
0707 1117	2	12/05/17		BESTBUY-SLING TV STREAMING		001-410-6725		158.99	51967	12/05/17
0767 1217	1	1/03/18		FREDPRYOR-EXCEL TRAINING		001-170-6506		99.00	52154	1/03/18
0767 1217	2	1/03/18		BEST BUY-WEATHER ST MONITOR		110-210-6506		169.99	52154	1/03/18
0767 1217	3	1/03/18		AGILTEK-VEHICLE COMPUTER FRAME		600-812-6506		150.00	52154	1/03/18
0767 1217	4	1/03/18		HR CERTIFICATION INST-OLIVER		001-621-6210		150.00	52154	1/03/18
0767 1217	5	1/03/18		AMAZON-BOOKCASE		001-621-6506		83.45	52154	1/03/18
0767 1217	6	1/03/18		AMAZON-COMPUTER CABLES		610-817-6506		34.68	52154	1/03/18
0767 1217	7	1/03/18		AMAZON-COMPUTER CABLES		110-210-6506		21.80	52154	1/03/18
0707 1217	1	1/03/18		ANNUAL FEE		001-621-6580	N	35.00	52155	1/03/18
0707 1217	2	1/03/18		AMAZON;BESTBUY-DVD PLAYER		001-410-6725		91.58	52155	1/03/18
0707 1217	3	1/03/18		AMAZON-DVDS,BOOKS		001-410-6502		672.74	52155	1/03/18
0707 1217	4	1/03/18		AMAZON-SUPPLIES		001-410-6506		43.04	52155	1/03/18
0707 1217	5	1/03/18		MICHAELS		001-410-6599		151.28	52155	1/03/18
0707 1217	6	1/03/18		BRICK ST MARKET-SUPPLIES		001-410-6507		54.36	52155	1/03/18
0707 1217	7	1/03/18		BONDURANT CHAMBER ANNUAL DIN		001-410-6240		25.00	52155	1/03/18
0767 118	1	2/05/18		MYFREEBINGOCARDS-CHAMBERDINNER		001-621-6240		20.00	52287	2/06/18
0767 118	2	2/05/18		FOUNDERS-INTERVIEWER LUNCH		110-210-6240		33.59	52287	2/06/18
				PW DIR INTERVIEWS						
0767 118	3	2/05/18		OLIVE GARDEN-INTERVIEWEE DINNE		110-210-6240		142.41	52287	2/06/18
0707 118	1	2/05/18		AMAZON SUPPLIES-EMERG KIT		001-410-6507		482.32	52287	2/06/18
0707 118	2	2/05/18		AMAZON-DVDS		001-410-6502		152.55	52287	2/06/18



# ACCOUNTS PAYABLE VENDOR ACTIVITY

INVOICE NO	LN	DATE	PO NO	REFERENCE	TRACK		1099	NET	CHECK	PD DATE
					CD	GL ACCOUNT				
1069 FIRST NATIONAL BANK										
7707 118	3	2/05/18		AMAZON-SUPPLIES		001-410-6725		70.27	52287	2/06/18
0767 218	1	3/06/18		BEST BUY-LENOVO YOGA SURFACE-2		001-650-6799		1428.95	52414	3/06/18
0767 218	2	3/06/18		AMAZON-PHONE CHARGER		110-210-6373		14.17	52414	3/06/18
0767 218	3	3/06/18		ORIENTAL TRADING-MOTHER/SON DA		001-430-6599		254.49	52414	3/06/18
0767 218	4	3/06/18		TIKLY-DEVELOPER LUNCH REGISTRA		001-520-6240		20.00	52414	3/06/18
0767 218	5	3/06/18		EZ MART-EQUINOX FUEL		001-430-6230		29.01	52414	3/06/18
7707 218	1	3/06/18		AMAZON-DVDS,BOOKS		001-410-6502	N	191.11	52415	3/06/18
7707 218	2	3/06/18		AMAZON-SUPPLIES		001-410-6725		74.96	52415	3/06/18
7707 218	3	3/06/18		AMAZON-SUPPLIES		001-410-6310		176.50	52415	3/06/18
7707 218	4	3/06/18		AMAZON-SUPPLIES		001-410-6599		44.56	52415	3/06/18
7707 218	5	3/06/18		BRICK ST,AMAZON-SUPPLIES		001-410-6506		62.66	52415	3/06/18
0767 318	1	4/09/18		SKILLPATH-ADMIN ASST-VANHOUTEN		600-812-6240		100.00	52584	4/09/18
0767 318	2	4/09/18		SKILLPATH-ADMIN ASST-VANHOUTEN		610-817-6240		99.00	52584	4/09/18
0767 318	3	4/09/18		LEAGUE OF CITIES-IMFOA-HAGAN		001-621-6240		125.00	52584	4/09/18
0767 318	4	4/09/18		DOLLAR TREE-MOTHER/SON DANCE		001-430-6599		12.72	52584	4/09/18
0767 318	5	4/09/18		AMAZON-ICE MAKER		001-650-6507		119.99	52584	4/09/18
7707 318	1	4/09/18		AMAZON-DVDS		001-410-6502		388.33	52583	4/09/18
7707 318	2	4/09/18		AMAZON-SUPPLIES		001-410-6599		25.51	52583	4/09/18
7707 318	3	4/09/18		AMAZON-SUPPLIES		001-410-6725		71.72	52583	4/09/18
7707 318	4	4/09/18		TECH SOUP		001-410-6419		12.00	52583	4/09/18
7707 318	5	4/09/18		SUPPLIES		001-410-6310		14.98	52583	4/09/18
0767 418	1	5/08/18		AMAZON-TRI-FOLD STOCK		001-450-6580		21.30	52662	5/08/18
0767 418	2	5/08/18		OLIVE LED-SIGN PART SHIPPING		001-650-6507		15.00	52662	5/08/18
0767 418	3	5/08/18		MARRIOTT CORALVILLE-CONFERENCE		001-430-6230		246.42	52662	5/08/18
0767 418	4	5/08/18		NOTARY ROTARY-NOTARY STAMP-2		001-650-6506		52.36	52662	5/08/18
0767 418	5	5/08/18		OLIVE GARDEN-CERTIFIED SITE MT		001-520-6240		141.26	52662	5/08/18
7707 418	1	5/08/18		DSM THEATRICAL;MICHAELS-SUPPLI		001-410-6599		387.26	52662	5/08/18
7707 418	2	5/08/18		AMAZON-MATERIALS		001-410-6502		326.93	52662	5/08/18
7707 418	3	5/08/18		AMAZON		001-410-6504		269.80	52662	5/08/18
7707 418	4	5/08/18		SUPPLIES		001-410-6310		1.99	52662	5/08/18
7707 418	5	5/08/18		SUPPLIES		001-410-6240		25.05	52662	5/08/18
0767 518	1	6/05/18		IDRIVE ANNUAL FE		001-621-6419		49.50	52803	6/05/18
0767 518	2	6/05/18		FACEBOOK-FIN DIR AD		001-621-6402		31.09	52803	6/05/18
0767 518	3	6/05/18		RUTH CHRIS-WASHINGTON DC		001-520-6240		215.87	52803	6/05/18
0767 518	4	6/05/18		AMAZON-TRAILER GORILLA LIFT		001-430-6350		158.99	52803	6/05/18
7707 518	1	6/05/18		AMAZON-DVDS		001-410-6502		257.98	52803	6/05/18
7707 518	2	6/05/18		ARSL		001-410-6210		49.00	52804	6/05/18
7707 518	3	6/05/18		MOBILE BEACON		001-410-6373		1200.00	52804	6/05/18
7707 518	4	6/05/18		ACT;ARSLIBRARIES		001-410-6240		350.00	52804	6/05/18
7707 518	5	6/05/18		PAYPAL STORYBOOKAD		167-410-6506		266.00	52804	6/05/18
FIRST NATIONAL BANK								18919.83		
772 FP MAILING										
103435110	1	11/21/17		POSTAGE METER ANNUAL FEE		001-650-6499		348.00	51900	11/21/17
03454751	1	12/05/17		INK CARTRIDGE-POSTAGE METER		001-621-6506		38.21	51968	12/05/17
03454751	2	12/05/17		INK CARTRIDGE-POSTAGE METER		600-812-6506		38.21	51968	12/05/17
03454751	3	12/05/17		INK CARTRIDGE-POSTAGE METER		610-817-6506		38.20	51968	12/05/17
103676408	1	6/19/18		POSTAGE METER INK CARTRIDGE		001-621-6506		38.21	52928	6/19/18
103676408	2	6/19/18		POSTAGE METER INK CARTRIDGE		600-812-6506		38.21	52928	6/19/18
103676408	3	6/19/18		POSTAGE METER INK CARTRIDGE		610-817-6506		38.20	52928	6/19/18
FP MAILING								577.24		

# ACCOUNTS PAYABLE VENDOR ACTIVITY

INVOICE NO	LN	DATE	PO NO	REFERENCE	TRACK CD	GL ACCOUNT	1099	NET	CHECK	PD DATE
1012 FRED PRYOR SEMINARS										
1967667	1	3/20/18		SEMINAR PURCHASE-VANHOUTEN		001-621-6230		199.00	52481	3/20/18
								-----		
FRED PRYOR SEMINARS								199.00		
2071 FULLER CHAD										
2022017	1	12/19/17		BASKETBALL REFEREE 12/2 4GM		001-430-6598		100.00	52082	12/19/17
1182017	1	1/16/18		BASKETBALL REFEREE 11/18 4GMS		001-430-6598		100.00	52237	1/16/18
1202018	1	2/05/18		BASKETBALL REFEREE 1/20 11GM		001-430-6598		275.00	52288	2/06/18
								-----		
FULLER CHAD								475.00		
913 G & L CLOTHING										
-742002	1	8/22/17		PANTS-HIGGINS		110-210-6181		47.24	51501	8/22/17
-742002	2	8/22/17		PANTS-HIGGINS		600-811-6181		28.33	51501	8/22/17
-742002	3	8/22/17		PANTS-HIGGINS		001-430-6181		18.90	51501	8/22/17
-182048	1	9/06/17		HI-VIS VEST,RAINCOAT-CROSSGUAR		001-180-6507		66.58	51561	9/06/17
-182048	2	9/06/17		JEANS-KG		110-210-6181		134.97	51561	9/06/17
-742002 2	1	9/19/17		HI-VIS SHIRTS-HIGGINS		110-210-6181		111.57	51632	9/19/17
-742002 2	2	9/19/17		HI-VIS SHIRTS-HIGGINS		001-430-6181		55.79	51632	9/19/17
-742002 2	3	9/19/17		HI-VIS SHIRTS-HIGGINS		600-811-6181		55.78	51632	9/19/17
-184119	1	11/21/17		HI-VIS JACKET,SWEATSHIRTS-KG		110-210-6181		113.39	51901	11/21/17
-744260	1	1/16/18		WORK JEANS-BB		741-865-6181		15.74	52238	1/16/18
-744260	2	1/16/18		WORK JEANS-BB		001-430-6181		15.74	52238	1/16/18
-744260 1	1	2/05/18		WORK JEANS		001-430-6181		31.48	52289	2/06/18
-744260 1	2	2/05/18		WORK JEANS		741-865-6181		31.48	52289	2/06/18
-187003	1	3/06/18		UNIFORMS-HI-VIS RAINUIT		110-210-6181		288.82	52416	3/06/18
				WORK JEANS						
-187028	1	3/06/18		UNIFORM RETURN		110-210-6181		70.20-	52416	3/06/18
-744758	1	3/20/18		HIVIS SHIRTS		110-210-6181		457.85	52482	3/20/18
-187715	1	4/17/18		WORK JEANS		600-811-6181		71.98	52596	4/17/18
-187715	2	4/17/18		WORK JEANS		610-816-6181		71.97	52596	4/17/18
-189479	1	6/05/18		HI-VIS T-SHIRTS		001-430-6507		156.64	52805	6/05/18
-189480	1	6/05/18		SHORTS-HORTON		110-210-6181		44.09	52805	6/05/18
-189480	2	6/05/18		SHORTS-HORTON		001-430-6181		6.30	52805	6/05/18
-189480	3	6/05/18		SHORTS-HORTON		600-811-6181		6.30	52805	6/05/18
-189480	4	6/05/18		SHORTS-HORTON		610-816-6181		6.29	52805	6/05/18
								-----		
G & L CLOTHING								1767.03		
1700 GALE										
2084708	1	11/07/17		BOOKS-38		001-410-6502		841.37	51811	11/07/17
								-----		
GALE								841.37		
459 GALLS										
0542782	1	5/22/18		UNIFORM PINS		001-150-6181		23.44	52758	5/22/18
0542782	2	5/22/18		UNIFORM PINS		001-160-6181		23.43	52758	5/22/18
09918763	1	6/19/18		UNIFORM HARDWARE		001-150-6181		23.44	52929	6/19/18
09918763	2	6/19/18		UNIFORM HARDWARE		001-160-6181		23.43	52929	6/19/18
								-----		
GALLS								93.74		
2055 GARDNER ZACH										

# ACCOUNTS PAYABLE VENDOR ACTIVITY

INVOICE NO	LN	DATE	PO NO	REFERENCE	TRACK		1099	NET	CHECK	PD DATE
					CD	GL ACCOUNT				
2055 GARDNER ZACH										
11112017	1	11/21/17		REFEREE 11/11/17 2GMS		001-430-6598		50.00	51902	11/21/17
12022017	1	12/19/17		BASKETBALL REFEREE 12/2 2GM		001-430-6598		50.00	52083	12/19/17
								-----		
GARDNER ZACH								100.00		
1755 GARLAND'S										
447607	1	8/22/17		DOLLY WHEEL		001-650-6507		52.00	51502	8/22/17
								-----		
GARLAND'S								52.00		
1983 GARNER JAYSON										
1202018	1	2/05/18		BASKETBALL REFEREE 1/20 12GM		001-430-6598	M	300.00	52290	2/06/18
								-----		
GARNER JAYSON								300.00		
1776 GENERATIONAL GUNS										
857	1	9/19/17		RESCUE TOOL		001-160-6507		444.28	51633	9/19/17
								-----		
GENERATIONAL GUNS								444.28		
2067 GIDEL COLE										
2022017	1	1/15/18		BASKETBALL REFEREE 12/02 3GMS		001-430-6598	M	75.00	52220	1/15/18
1202018	1	2/05/18		BASKETBALL REFEREE 1/21 3GM		001-430-6598	M	75.00	52291	2/06/18
								-----		
GIDEL COLE								150.00		
1363 GIT-N-GO										
91506	1	2/05/18		FUEL		110-210-6331		80.98	52292	2/06/18
1004 118	1	2/21/18		FUEL-EQUINOX		001-621-6240		32.61	52364	2/21/18
1004 318	1	4/03/18		FUEL		110-210-6331		9.17	52525	4/03/18
								-----		
GIT-N-GO								122.76		
177 GOLDEN CIRCLE MUNICIPAL										
1152017	1	11/15/17		ANNUAL MTG LUNCH-HAGAN		001-621-6240		17.00	51886	11/09/17
2202017	1	12/20/17		LUNCH-HAGAN		001-621-6240		13.75	52122	12/20/17
1012018	1	5/08/18		MEMBERSHIP-HAGAN		001-621-6210		35.00	52663	5/08/18
								-----		
GOLDEN CIRCLE MUNICIPAL								65.75		
2115 GOODWIN TUCKER										
200832	1	6/19/18		ICE MACHINE DIAGNOSIS		001-150-6310		105.50	52930	6/19/18
200832	2	6/19/18		ICE MACHINE DIAGNOSIS		001-160-6310		105.50	52930	6/19/18
								-----		
GOODWIN TUCKER								211.00		
1192 GRAINGER										
506964767	1	8/08/17		BARREL OPENER		001-350-6507		20.05	51422	8/08/17
506964767	2	8/08/17		BARREL OPENER		610-816-6507		20.05	51422	8/08/17
506964767	3	8/08/17		BARREL OPENER		001-430-6507		20.00	51422	8/08/17
525759024	1	9/06/17		FIRE EXTINGUISHER SIGNS		001-650-6507		22.89	51562	9/06/17
525759024	2	9/06/17		FIRE EXTINGUISHER SIGNS		001-410-6507		22.89	51562	9/06/17
525759024	3	9/06/17		FIRE EXTINGUISHER SIGNS		001-150-6507		22.89	51562	9/06/17

# ACCOUNTS PAYABLE VENDOR ACTIVITY

INVOICE NO	LN	DATE	PO NO	REFERENCE	TRACK		1099	NET	CHECK	PD DATE
					CD	GL ACCOUNT				
1192 GRAINGER										
9525759024	4	9/06/17		FIRE EXTINGUISHER SIGNS		610-817-6507		7.63	51562	9/06/17
9525759024	5	9/06/17		FIRE EXTINGUISHER SIGNS		001-650-6507		15.26	51562	9/06/17
9525759032	1	9/06/17		EXIT;FIRE EXTINGUISHER SIGN		610-816-6507		83.33	51562	9/06/17
9703316233	1	3/20/18		SHOE COVERS		600-811-6507		121.20	52483	3/20/18
9720199562	1	3/20/18		SHOE COVER RETURN		600-811-6507		60.60	52483	3/20/18
764529856	1	5/08/18		VALVE HANDLE-SHOP		110-210-6310		12.88	52664	5/08/18
9770680479	1	5/22/18		TANKLESS WATER HEATER		001-430-6310		315.50	52759	5/22/18
				SAFE ROOM RESTROOM						
GRAINGER								623.97		
179 GRAYBAR										
992456242	1	8/08/17		METER TIES		600-811-6727		148.40	51423	8/08/17
9301695621	1	1/03/18		METER TIES		600-811-6727	N	82.96	52156	1/03/18
GRAYBAR								231.36		
783 GREATER DSM PARTNERSHIP										
41818	1	5/22/18		WASHINGTON DC TRIP-6		001-520-6240		13500.00	52760	5/22/18
GREATER DSM PARTNERSHIP								13500.00		
2036 GREENLAND HOMES										
716 37TH	1	8/08/17		REIMB NEW HOME PERMIT FEE		001-170-6450		1375.00	51424	8/08/17
				716 37TH ST SW 539792;337222						
716 37TH	2	8/08/17		REIMB CONNECT FEE;METER CHRG		600-811-6450		865.00	51424	8/08/17
				716 37TH SW NEW HOME PERMIT						
716 37TH	3	8/08/17		REIMB CONNECT FEE		610-817-6450		300.00	51424	8/08/17
				716 37TH SW NEW HOME PERMIT						
716 37TH	4	8/08/17		REIMB STORMWATER FEE		741-865-6451		40.00	51424	8/08/17
				716 37TH SW NEW HOME PERMIT						
716 37TH	5	8/08/17		REIMB SIDEWALK;APPROACH FEE		001-170-6450		35.00	51424	8/08/17
				716 37TH ST SW NEW HOME PERMIT						
GREENLAND HOMES								2615.00		
1922 GRIFFITH										
18-202	1	3/06/18		HAUL SAND-5 LOADS		110-210-6417		522.50	52417	3/06/18
18-613	1	6/19/18		HAUL SAND-PLEASANT GR FLOODING		741-865-6507		95.00	52931	6/19/18
GRIFFITH								617.50		
180 GRIMES ASPHALT										
08162017	1	9/06/17		FRANKLIN ST RESURFACING		110-210-6417		147170.11	51563	9/06/17
13917	1	4/17/18		COLD MIX		110-210-6417		839.50	52597	4/17/18
GRIMES ASPHALT								148009.61		
2088 GRIMES LIBRARY										
2211	1	3/06/18		ANNUAL FEE-TIXKEEPER SOFTWARE		001-410-6599		225.00	52418	3/06/18
GRIMES LIBRARY								225.00		

# ACCOUNTS PAYABLE VENDOR ACTIVITY

INVOICE NO	LN	DATE	PO NO	REFERENCE	TRACK CD GL ACCOUNT	1099	NET	CHECK	PD DATE
844 GROVE KEN									
126577	1	3/19/18		FUEL	110-210-6331		100.00	52468	3/19/18
				GROVE KEN			100.00		
185 HACH CO									
10782464	1	1/16/18		CHLORINE TABLETS	600-811-6389		242.89	52239	1/16/18
10865545	1	3/20/18		CHLORINE TABLETS	600-811-6389		222.27	52484	3/20/18
				HACH CO			465.16		
1588 HAGAN SHELBY									
07242017	1	8/08/17		REIMB MILEAGE,MEALS-IMPI 7/21	001-621-6240		206.53	51425	8/08/17
08092017	1	8/22/17		LUNCH REIMB-GCMOA	001-621-6240		15.71	51503	8/22/17
09202017	1	10/03/17		MEAL REIMB-GCMOA	001-621-6240		17.68	51681	10/03/17
10252017	1	11/07/17		GCMOA MEAL REIMBURSEMENT	001-621-6240		13.77	51813	11/07/17
10252017	2	11/07/17		MILEAGE REIMB 7/27-10/25/17	001-621-6240		131.35	51813	11/07/17
01172018	1	2/05/18		MEAL REIMB,MILEAGE-GCMOA	001-621-6240		28.41	52293	2/06/18
02212018	1	3/06/18		REIMB GCMOA MEAL;MILEAGE	001-621-6240		34.53	52419	3/06/18
03212018	1	4/03/18		MEAL REIMB-GCMOA	001-621-6240		10.00	52526	4/03/18
				HAGAN SHELBY			457.98		
2103 HANSON SHOWS									
06202018	1	5/08/18		SRP-LIBRARY SHOW	167-410-6506		300.00	52665	5/08/18
				HANSON SHOWS			300.00		
2090 HARMISON TROY									
03182018	1	4/03/18		REIMB FRAMES/HOLDERS-SRVCWARD	001-150-6506		102.11	52527	4/03/18
				HARMISON TROY			102.11		
1819 HARRISON TRUCK									
X103064630	1	9/19/17		WIPER BLADES-SWEEPER	110-210-6350		8.16	51634	9/19/17
R103016543:01	1	6/05/18		PLOW TRUCK REPAIR-DOSING VALVE	110-210-6350		1744.51	52806	6/05/18
				HARRISON TRUCK			1752.67		
1927 HARTER CONCRETE									
07192017	1	7/25/17		CONCRETE FLUME-4TH&CLEVELAND	741-865-6350	M	2350.00	51371	7/25/17
08022017	1	8/08/17		INSTALL SIDEWALK BTWN MALLARD PT/BLUEJAY LANDING	110-210-6499	M	1335.00	51426	8/08/17
08022017	2	8/08/17		INSTALL SIDEWALK-BLUEJAY PARK	001-430-6320	M	6013.50	51426	8/08/17
08242017	1	9/06/17		REPLC SIDEWALK;HANDIC RAMP 3RD & SHILOH ROSE NW	110-210-6499	M	2800.00	51564	9/06/17
09082017	1	9/19/17		CONCRETE FLUME-306 ASPEN NE	741-865-6350	M	850.00	51635	9/19/17
L00517 1	1	10/17/17		INSTALL CONCRETE CROSSWALKS 2ND ST NW/BLAINE NW	110-210-6499	M	5767.00	51747	10/17/17
L00517 2	1	10/17/17		INSTALL CONCRETE TRAIL-ALPHA	110-210-6499	M	3300.00	51747	10/17/17
L1012017	1	11/07/17		LIGHT POLE CONCRETE REPLCMT MAIN ST	110-210-6499	M	1720.00	51814	11/07/17
L1272017	1	12/05/17		CONCRETE SLABS-BENCH-PETOCKA GARBAGE CAN	001-430-6320	M	975.00	51969	12/05/17

## ACCOUNTS PAYABLE VENDOR ACTIVITY

7/01/2017 THRU 6/30/2018

INVOICE NO	LN	DATE	PO NO	REFERENCE	TRACK		1099	NET	CHECK	PD DATE
					CD	GL ACCOUNT				
1927 HARTER CONCRETE										
04172018	1	5/08/18		STORM DRAINS/STREET PATCH BRICK&FILMORE		110-210-6417	M	5400.00	52666	5/08/18
04192018	1	5/08/18		STREET PATCH-BRICK&FILMORE 28'X28' 7"W/REBAR;3"ROCK BASE		110-210-6417	M	6272.00	52666	5/08/18
05082018	1	5/22/18		CONCRETE WORK		110-210-6417	M	15944.00	52761	5/22/18
HARTER CONCRETE								52726.50		
193 HAWKEYE TRUCK EQUIP										
126686	1	7/11/17		HITCH BALL		110-210-6350		7.75	51279	7/11/17
129059	1	1/16/18		SNOWPLOW BLADES;DEFLECTOR		110-210-6350		596.00	52240	1/16/18
129065	1	1/16/18		SNOWPLOW BLADES		110-210-6350		496.00	52240	1/16/18
129528	1	2/05/18		BLADE GUIDE		110-210-6350		32.00	52294	2/06/18
129529	1	2/05/18		SHOVEL		001-430-6504		69.95	52294	2/06/18
130025	1	2/21/18		PLOW BLADES		110-210-6350		426.00	52365	2/21/18
130359	1	3/06/18		PLOW TRUCK STROBE LIGHTS		110-210-6350		197.50	52420	3/06/18
131152	1	5/22/18		LATCH		001-150-6332		98.09	52762	5/22/18
HAWKEYE TRUCK EQUIP								1923.29		
1999 HAWN KEVIN										
11182017	1	12/05/17		BASKETBALL REFEREE 11/18 4GMS		001-430-6598	M	100.00	51970	12/05/17
HAWN KEVIN								100.00		
1142 HD SUPPLY										
H482858	1	7/25/17		METER CONNECTORS		600-811-6727		2970.00	51372	7/25/17
H490080	1	8/08/17		VALVE BOX EXTENSION		600-811-6375		225.00	51427	8/08/17
H709540	1	9/01/17		MARKING FLAGS		610-816-6507		120.00	51565	9/06/17
H709540	2	9/01/17		MARKING FLAGS		600-811-6507		80.00	51565	9/06/17
HD SUPPLY								3395.00		
1735 HEARTLAND FLAGPOLES										
1877	1	10/17/17		FLAG		001-410-6507		55.00	51748	10/17/17
1877	2	10/17/17		FLAG,HOOKS		001-650-6507		103.00	51748	10/17/17
2257	1	12/19/17		FLAGPOLE ROPE-500'-5/16"		001-650-6320		135.00	52085	12/19/17
11182018	1	3/20/18		FLAG		001-450-6507		75.00	52485	3/20/18
11182018	2	3/20/18		FLAG		001-410-6507		55.00	52485	3/20/18
11182018	3	3/20/18		FLAG		001-650-6399		55.00	52485	3/20/18
11182018	4	3/20/18		FLAG		001-650-6507		55.00	52485	3/20/18
11182018	5	3/20/18		FLAG		001-430-6507		30.00	52485	3/20/18
1962	1	4/17/18		FLAG		001-650-6507		55.00	52598	4/17/18
1962	2	4/17/18		FLAG		001-430-6507		55.00	52598	4/17/18
1962	3	4/17/18		FLAG		001-410-6507		55.00	52598	4/17/18
1962	4	4/17/18		FLAG		001-150-6507		55.00	52598	4/17/18
HEARTLAND FLAGPOLES								783.00		
2111 HEIMAN FIRE										
1868959-IN	1	5/22/18		MS-1 STRAP-6		001-150-6727		105.90	52763	5/22/18
HEIMAN FIRE								105.90		

# ACCOUNTS PAYABLE VENDOR ACTIVITY

INVOICE NO	LN	DATE	PO NO	REFERENCE	TRACK		1099	NET	CHECK	PD DATE
					CD	GL ACCOUNT				
06012018				24 HERALD - INDEX						
	1	5/22/18		WEDNESDAY SUBSCRIPTION		001-621-6220		25.09	52764	5/22/18
				06/01/18-05/31/19						
				HERALD - INDEX				25.09		
60278547 59236487 59236487 59236487 59236487 59236487 59241689				880 HEWLETT PACKARD						
	1	8/22/17		SERVER SUPPORT		001-621-6419		197.64	51504	8/22/17
	1	11/07/17		HP PRODESK 600 G3 SFF PC		001-621-6506		590.98	51815	11/07/17
	2	11/07/17		HP PRODESK 600 G3 SFF PC		001-430-6506		590.98	51815	11/07/17
	3	11/07/17		HP PRODESK 600 G3 SFF PC		110-210-6506		590.98	51815	11/07/17
	4	11/07/17		HP PRODESK 600 G3 SFF PC		600-812-6506		295.49	51815	11/07/17
	5	11/07/17		HP PRODESK 600 G3 SFF PC		610-817-6506		295.49	51815	11/07/17
	1	11/07/17		HP PRODESK 640 G3 NOTEBOOK PC		110-210-6506		600.00	51815	11/07/17
				TRAFFIC LIGHTS;PS&FF SECURITY						
	2	11/07/17		HP PRODESK 640 G3 NOTEBOOK PC		001-430-6506		1053.97	51815	11/07/17
				TRAFFIC LIGHTS;PS&FF SECURITY						
				HEWLETT PACKARD				4215.53		
111751				202 HILLTOP TIRE SERVICE						
	1	4/03/18		MOWER TIRE		001-430-6350		41.81	52528	4/03/18
				HILLTOP TIRE SERVICE				41.81		
16-066-7 16-066-8 16-066-9 16-066-10 16-066-10 016-066-11 016-066-12				1486 HOISINGTON KOEGLER						
	1	8/22/17		PLANNING SRVCS-MIDAMERICAN ENE		001-540-6490		450.00	51505	8/22/17
	1	10/17/17		SEPT JOINT MTG;IHDE REZONING		001-540-6490		2568.47	51749	10/17/17
	1	11/21/17		PLANNING SRVCS-ENGLAND PROP		341-430-6490		677.50	51903	11/21/17
	1	12/19/17		IDHE REZONING		001-540-6490		375.00	52086	12/19/17
	2	12/19/17		MAPPING-ENGLAND PROPERTY		341-430-6490		132.50	52086	12/19/17
	1	4/17/18		PLANNING SRVCS;LOCKWOOD SURVEY		001-540-6490		1640.00	52599	4/17/18
				HWY65 & 64TH PROJECT;IHDE BLDG						
2945				1140 HOLBROOK CONSTRUCTION						
	1	3/20/18		RESERVOIR DISCONNECT-PLEASANT		600-811-6375		15780.00	52486	3/20/18
				HOLBROOK CONSTRUCTION				15780.00		
96050149 06282018 06282018				2100 HOOPLA						
	1	5/08/18		ONLINE STREAMING		001-410-6503		1000.00	52667	5/08/18
	1	6/28/18		ONLINE STREAMING		167-410-6506		3395.00	52966	6/28/18
	2	6/28/18		ONLINE STREAMING		001-410-6503		8000.00	52966	6/28/18
				HOOPLA				12395.00		
01202018				2084 HUBLER STEVE						
	1	2/05/18		BASKETBALL REFEREE 1/21 3GM		001-430-6598	M	75.00	52296	2/06/18
				HUBLER STEVE				75.00		

# ACCOUNTS PAYABLE VENDOR ACTIVITY

INVOICE NO	LN	DATE	PO NO	REFERENCE	TRACK		1099	NET	CHECK	PD DATE
					CD	GL ACCOUNT				
127735				1812 HUTCHINSON SALT						
	1	10/17/17		SALT-196 TN		110-210-6417		11060.20	51750	10/17/17
				HUTCHINSON SALT				11060.20		
12312017				1868 IA ASSOC OF PROF FIRECHIE						
	1	1/03/18		CHIEF,ASST CHIEF DUES		001-150-6210		70.00	52157	1/03/18
				IA ASSOC OF PROF FIRECHIE				70.00		
YOUNG TAX				2101 IA BANKERS MORTGAGE						
	1	5/08/18		REIMB YOUNG PROPERTY TAX		343-220-6580		599.00	52668	5/08/18
				IA BANKERS MORTGAGE				599.00		
02212018				1185 IA INSURANCE DIVISION						
	1	2/21/18		ANNUAL CEMETERY REPORT		001-450-6580		46.00	1254477	2/21/18 E
				IA INSURANCE DIVISION				46.00		
09272017 09272017 09272017 11302017 13525 078121				226 IA LEAGUE OF CITIES						
	1	7/11/17		CONFERENCE REGISTR-OLIVER		001-621-6240		70.00	51280	7/11/17
	2	7/11/17		CONFERENCE REGISTR-OLIVER		600-812-6240		70.00	51280	7/11/17
	3	7/11/17		CONFERENCE REGISTR-OLIVER		610-817-6240		65.00	51280	7/11/17
	1	11/21/17		BUDGET WORKSHOP REGISTR-LD		001-621-6240		45.00	51904	11/21/17
	1	6/05/18		MUNICIPAL INSTITUTE-HAGAN 7/16		001-621-6230		555.00	52808	6/05/18
	1	6/19/18		FY2019 DUES		001-620-6210		2107.00	52933	6/19/18
				IA LEAGUE OF CITIES				2912.00		
				877 IA LIBRARY ASSOC						
	1	9/06/17		CONFERENCE REGISTRATION-JS		001-410-6240		156.00	51566	9/06/17
01012018JS 01012018MK 03022018 01012018	1	2/06/18		MEMBERSHIP RENEWAL		001-410-6210		115.00	52297	2/06/18
	1	2/06/18		MEMBERSHIP RENEWAL		001-410-6210		90.00	52297	2/06/18
	1	2/06/18		REGISTRATION-ISLA SPRING MT		001-410-6230	N	5.00	52298	2/06/18
	1	3/06/18		DUES-CAMPBELL		001-410-6210		105.00	52421	3/06/18
				IA LIBRARY ASSOC				471.00		
192950 194107 194944 195780 196690 197515 198607 199408 199783 200294 201001 201898				230 IA ONE CALL						
	1	7/25/17		LOCATES		600-812-6490		178.30	51373	7/25/17
	1	8/22/17		LOCATES		600-812-6490		166.50	51506	8/22/17
	1	9/19/17		LOCATES		600-812-6490		185.70	51636	9/19/17
	1	11/07/17		LOCATES		600-812-6490		147.70	51816	11/07/17
	1	11/21/17		LOCATES		600-812-6490		154.80	51905	11/21/17
	1	12/19/17		LOCATES		600-812-6490		122.50	52087	12/19/17
	1	2/05/18		LOCATES		600-812-6490		74.10	52299	2/06/18
	1	2/21/18		LOCATES		600-812-6490		34.30	52366	2/21/18
	1	4/03/18		LOCATES		600-812-6490		45.90	52529	4/03/18
	1	4/17/18		LOCATES		600-812-6490		115.30	52600	4/17/18
	1	5/22/18		LOCATES		600-812-6490		243.10	52766	5/22/18
	1	6/19/18		LOCATES		600-812-6490		235.90	52934	6/19/18
				IA ONE CALL				1704.10		



# ACCOUNTS PAYABLE VENDOR ACTIVITY

INVOICE NO	LN	DATE	PO NO	REFERENCE	TRACK CD GL ACCOUNT	1099	NET	CHECK	PD DATE
784 IA PARKS &									
2389	1	9/19/17		CONFERENCE REGISTRATION-RUPERT	001-430-6230		160.00	51637	9/19/17
2519	1	5/08/18		CONFERENCE-RUPERT	001-430-6230		235.00	52669	5/08/18
2643	1	6/19/18		MEMBERSHIP-RUPERT	001-430-6210		165.00	52935	6/19/18
							-----		
IA PARKS &							560.00		
1062 IA PRISON INDUSTRIES									
365198	1	7/11/17		STETHOSCOPES-15 FED SURPLUS	001-160-6507		1870.00	51281	7/11/17
944780	1	8/08/17		RAINSCAPE SIGNAGE	741-865-6507		140.15	51428	8/08/17
652780	1	1/03/18		ALUMINUM STAKES-ORDERED BY ISW	741-865-6507		60.50	52158	1/03/18
947884	1	6/19/18		SCHOOL SPEED LIMIT SIGNS	110-210-6509		159.39	52936	6/19/18
							-----		
IA PRISON INDUSTRIES							2230.04		
1573 IA PUMP WORKS									
00003127	1	4/03/18		PUMP STATION SERVICE CALL MALLARD PT PLUGGED PUMP	610-816-6350		207.50	52530	4/03/18
							-----		
IA PUMP WORKS							207.50		
233 IA RURAL WATER ASSOC									
01012018	1	11/07/17		DUES	600-812-6210		375.00	51817	11/07/17
							-----		
IA RURAL WATER ASSOC							375.00		
919 IA STATE UNIVERSITY-CTR									
102788	1	9/06/17		SRP-INSECT ZOO	167-410-6506		210.73	51567	9/06/17
01720	1	6/05/18		HAZMAT;FF1 CERT FEES-WALLACE	001-150-6230		100.00	52809	6/05/18
							-----		
IA STATE UNIVERSITY-CTR							310.73		
1964 IA TRUCK									
21975	1	2/05/18		BRAKE REPAIR-PLOW TRUCK	110-210-6350	M	568.57	52300	2/06/18
22618	1	4/17/18		SWEPPER REPAIR-ALTERNATOR;SRVC SIGNAL SWITCH;REAR LAMP;FUSE BATTERIES-2	110-210-6350	M	3963.39	52601	4/17/18
							-----		
IA TRUCK							4531.96		
2014 IA VEHICLE TECHNOLOGIES									
	1	8/08/17		BOAT LIGHTING	001-160-6332		1261.80	51429	8/08/17
							-----		
IA VEHICLE TECHNOLOGIES							1261.80		
238 IA WORKFORCE DVLPMT									
22017	1	7/11/17		SUI LIABILITY 2ND QTR 2017	112-150-6170		12.91	51282	7/11/17
22017	2	7/11/17		SUI LIABILITY 2ND QTR 2017	112-160-6170		12.91	51282	7/11/17
22017	3	7/11/17		SUI LIABILITY 2ND QTR 2017	112-410-6170		42.64	51282	7/11/17
22017	4	7/11/17		SUI LIABILITY 2ND QTR 2017	112-430-6170		19.16	51282	7/11/17
22017	5	7/11/17		SUI LIABILITY 2ND QTR 2017	112-621-6170		47.62	51282	7/11/17
22017	6	7/11/17		SUI LIABILITY 2ND QTR 2017	112-210-6170		23.86	51282	7/11/17
22017	7	7/11/17		SUI LIABILITY 2ND QTR 2017	600-811-6170		16.81	51282	7/11/17
22017	8	7/11/17		SUI LIABILITY 2ND QTR 2017	610-816-6170		16.81	51282	7/11/17

7/01/2017 THRU 6/30/2018

INVOICE NO	LN	DATE	PO NO	REFERENCE	TRACK		1099	NET	CHECK	PD DATE
					CD	GL ACCOUNT				
238 IA WORKFORCE DVLPMT										
022017	9	7/11/17		SUI LIABILITY 2ND QTR 2017		112-170-6170		4.45	51282	7/11/17
022017	10	7/11/17		SUI LIABILITY 2ND QTR 2017		741-865-6170		4.44	51282	7/11/17
022017	11	7/11/17		SUI LIABILITY 2ND QTR 2017		112-180-6170		1.96	51282	7/11/17
32017	1	10/04/17		3RD QTR SUI LIABILITY		112-150-6170		6.48	1254429	10/04/17 E
32017	2	10/04/17		3RD QTR SUI LIABILITY		112-160-6170		6.48	1254429	10/04/17 E
32017	3	10/04/17		3RD QTR SUI LIABILITY		112-410-6170		28.48	1254429	10/04/17 E
32017	4	10/04/17		3RD QTR SUI LIABILITY		112-430-6170		15.98	1254429	10/04/17 E
32017	5	10/04/17		3RD QTR SUI LIABILITY		112-621-6170		41.82	1254429	10/04/17 E
32017	6	10/04/17		3RD QTR SUI LIABILITY		112-210-6170		12.04	1254429	10/04/17 E
32017	7	10/04/17		3RD QTR SUI LIABILITY		600-811-6170		9.27	1254429	10/04/17 E
32017	8	10/04/17		3RD QTR SUI LIABILITY		610-816-6170		9.27	1254429	10/04/17 E
32017	9	10/04/17		3RD QTR SUI LIABILITY		112-170-6170		4.00	1254429	10/04/17 E
32017	10	10/04/17		3RD QTR SUI LIABILITY		741-865-6170		4.04	1254429	10/04/17 E
32017	11	10/04/17		3RD QTR SUI LIABILITY		112-180-6170		.57	1254429	10/04/17 E
042017	1	1/04/18		4TH QTR SUI LIABILITY		112-150-6170		9.24	1254456	1/04/18 E
042017	2	1/04/18		4TH QTR SUI LIABILITY		112-160-6170		9.24	1254456	1/04/18 E
042017	3	1/04/18		4TH QTR SUI LIABILITY		112-410-6170		10.34	1254456	1/04/18 E
042017	4	1/04/18		4TH QTR SUI LIABILITY		112-430-6170		6.09	1254456	1/04/18 E
042017	5	1/04/18		4TH QTR SUI LIABILITY		112-621-6170		4.77	1254456	1/04/18 E
042017	6	1/04/18		4TH QTR SUI LIABILITY		112-210-6170		3.27	1254456	1/04/18 E
042017	7	1/04/18		4TH QTR SUI LIABILITY		600-811-6170		.76	1254456	1/04/18 E
042017	8	1/04/18		4TH QTR SUI LIABILITY		610-816-6170		.11	1254456	1/04/18 E
042017	9	1/04/18		4TH QTR SUI LIABILITY		112-170-6170		2.34	1254456	1/04/18 E
042017	10	1/04/18		4TH QTR SUI LIABILITY		741-865-6170		.28	1254456	1/04/18 E
042017	11	1/04/18		4TH QTR SUI LIABILITY		112-180-6170		1.87	1254456	1/04/18 E
012018	1	3/23/18		1ST QTR SUI LIABILITY		112-150-6170		124.38	1254512	3/23/18 E
012018	2	3/23/18		1ST QTR SUI LIABILITY		112-160-6170		124.38	1254512	3/23/18 E
012018	3	3/23/18		1ST QTR SUI LIABILITY		112-410-6170		304.56	1254512	3/23/18 E
012018	4	3/23/18		1ST QTR SUI LIABILITY		112-430-6170		79.38	1254512	3/23/18 E
012018	5	3/23/18		1ST QTR SUI LIABILITY		112-621-6170		499.10	1254512	3/23/18 E
012018	6	3/23/18		1ST QTR SUI LIABILITY		112-210-6170		222.76	1254512	3/23/18 E
012018	7	3/23/18		1ST QTR SUI LIABILITY		600-811-6170		96.85	1254512	3/23/18 E
012018	8	3/23/18		1ST QTR SUI LIABILITY		610-816-6170		96.85	1254512	3/23/18 E
012018	9	3/23/18		1ST QTR SUI LIABILITY		112-170-6170		31.64	1254512	3/23/18 E
012018	10	3/23/18		1ST QTR SUI LIABILITY		741-865-6170		34.25	1254512	3/23/18 E
012018	11	3/23/18		1ST QTR SUI LIABILITY		112-430-6170		5.54	1254512	3/23/18 E
012018	12	3/23/18		1ST QTR SUI LIABILITY		112-180-6170		11.11	1254512	3/23/18 E
IA WORKFORCE DVLPMT								2021.11		
651 IACMA										
06012018	1	6/19/18		MEMBERSHIP-OLIVER		001-621-6210		150.00	52937	6/19/18
IACMA								150.00		
932 IAMU										
16478	1	3/06/18		DUES		600-812-6210		793.57	52422	3/06/18
200005451	1	3/20/18		CCR WORKSHOP-HORTON		600-812-6230		50.00	52487	3/20/18
17098	1	4/17/18		DUES-SCCIC TRAINING		110-210-6230		332.77	52602	4/17/18
17098	2	4/17/18		DUES-SCCIC TRAINING		600-812-6230		332.77	52602	4/17/18
17098	3	4/17/18		DUES-SCCIC TRAINING		741-865-6230		332.76	52602	4/17/18
17098	4	4/17/18		DUES-SCCIC TRAINING		001-430-6230		332.76	52602	4/17/18
YM200005675	1	6/05/18		LEAK DETECTION TRAINING-HIGGIN		600-811-6230		65.00	52810	6/05/18

# ACCOUNTS PAYABLE VENDOR ACTIVITY

INVOICE NO	LN	DATE	PO NO	REFERENCE	TRACK CD GL ACCOUNT	1099	NET	CHECK	PD DATE
932 IAMU									
				IAMU			2239.63		
13 ICAP									
02 2017-1	1	7/11/17		MEMBER DISTRIBUTION	001-660-6408		4094.84-	51283	7/11/17
02 2017-1	2	7/11/17		PROP/LIABILITY INSURANCE 8/1	001-660-6408		48731.87	51283	7/11/17
02 2017-1	3	7/11/17		PROP/LIABILITY INSURANCE 8/1	600-812-6408		569.12	51283	7/11/17
02 2017-1	4	7/11/17		PROP/LIABILITY INSURANCE 8/1	610-817-6408		1805.50	51283	7/11/17
02 2017-1	5	7/11/17		PROP/LIABILITY INSURANCE 8/1	741-865-6408		151.79	51283	7/11/17
46646A1	1	8/22/17		SETTLEMENT DEDUCTIBLE	001-410-6580		375.00	51507	8/22/17
46646A1	2	8/22/17		SETTLEMENT DEDUCTIBLE	001-621-6580		375.00	51507	8/22/17
				ICAP			47913.44		
1057 ICMA									
REINST MO	1	8/08/17		MEMBER REINSTATEMENT-OLIVER	001-621-6220		131.12	51430	8/08/17
REINST MO	2	8/08/17		MEMBER REINSTATEMENT-OLIVER	600-812-6220		131.12	51430	8/08/17
REINST MO	3	8/08/17		MEMBER REINSTATEMENT-OLIVER	610-817-6220		131.11	51430	8/08/17
07012018	1	5/08/18		MEMBERSHIP RENEWAL-OLIVER	001-621-6220		306.67	52670	5/08/18
07012018	2	5/08/18		MEMBERSHIP RENEWAL-OLIVER	600-812-6220		306.67	52670	5/08/18
07012018	3	5/08/18		MEMBERSHIP RENEWAL-OLIVER	610-817-6220		306.66	52670	5/08/18
				ICMA			1313.35		
1274 ICMA-RC SERVICES LLC									
PR20170714	1	7/14/17		ICMA-RC	001-050-2130	N	60.83	1254411	7/28/17 E
PR20170714	2	7/14/17		ICMA-RC	110-050-2130	N	17.00	1254411	7/28/17 E
PR20170714	3	7/14/17		ICMA-RC	600-050-2130	N	23.00	1254411	7/28/17 E
PR20170714	4	7/14/17		ICMA-RC	610-050-2130	N	15.00	1254411	7/28/17 E
PR20170714	5	7/14/17		ICMA-RC	741-050-2130	N	10.00	1254411	7/28/17 E
PR20170726	1	7/26/17		ICMA-RC	001-050-2130	N	60.83	1254411	7/28/17 E
PR20170726	2	7/26/17		ICMA-RC	110-050-2130	N	17.00	1254411	7/28/17 E
PR20170726	3	7/26/17		ICMA-RC	600-050-2130	N	23.00	1254411	7/28/17 E
PR20170726	4	7/26/17		ICMA-RC	610-050-2130	N	15.00	1254411	7/28/17 E
PR20170726	5	7/26/17		ICMA-RC	741-050-2130	N	10.00	1254411	7/28/17 E
PR20170811	1	8/11/17		ICMA-RC	001-050-2130	N	60.83	1254421	8/25/17 E
PR20170811	2	8/11/17		ICMA-RC	110-050-2130	N	17.00	1254421	8/25/17 E
PR20170811	3	8/11/17		ICMA-RC	600-050-2130	N	23.00	1254421	8/25/17 E
PR20170811	4	8/11/17		ICMA-RC	610-050-2130	N	15.00	1254421	8/25/17 E
PR20170811	5	8/11/17		ICMA-RC	741-050-2130	N	10.00	1254421	8/25/17 E
PR20170823	1	8/23/17		ICMA-RC	001-050-2130	N	60.83	1254421	8/25/17 E
PR20170823	2	8/23/17		ICMA-RC	110-050-2130	N	17.00	1254421	8/25/17 E
PR20170823	3	8/23/17		ICMA-RC	600-050-2130	N	23.00	1254421	8/25/17 E
PR20170823	4	8/23/17		ICMA-RC	610-050-2130	N	15.00	1254421	8/25/17 E
PR20170823	5	8/23/17		ICMA-RC	741-050-2130	N	10.00	1254421	8/25/17 E
PR20170908	1	9/08/17		ICMA-RC	001-050-2130	N	110.83	1254426	9/22/17 E
PR20170908	2	9/08/17		ICMA-RC	110-050-2130	N	17.00	1254426	9/22/17 E
PR20170908	3	9/08/17		ICMA-RC	600-050-2130	N	23.00	1254426	9/22/17 E
PR20170908	4	9/08/17		ICMA-RC	610-050-2130	N	15.00	1254426	9/22/17 E
PR20170908	5	9/08/17		ICMA-RC	741-050-2130	N	10.00	1254426	9/22/17 E
PR20170920	1	9/20/17		ICMA-RC	001-050-2130	N	110.83	1254426	9/22/17 E
PR20170920	2	9/20/17		ICMA-RC	110-050-2130	N	17.00	1254426	9/22/17 E
PR20170920	3	9/20/17		ICMA-RC	600-050-2130	N	23.00	1254426	9/22/17 E

# ACCOUNTS PAYABLE VENDOR ACTIVITY

INVOICE NO	LN	DATE	PO NO	REFERENCE	TRACK		1099	NET	CHECK	PD DATE
					CD	GL ACCOUNT				
				1274 ICMA-RC SERVICES LLC						
PR20170920	4	9/20/17		ICMA-RC		610-050-2130	N	15.00	1254426	9/22/17 E
PR20170920	5	9/20/17		ICMA-RC		741-050-2130	N	10.00	1254426	9/22/17 E
PR20171006	1	10/06/17		ICMA-RC		001-050-2130	N	110.83	1254435	10/20/17 E
PR20171006	2	10/06/17		ICMA-RC		110-050-2130	N	17.00	1254435	10/20/17 E
PR20171006	3	10/06/17		ICMA-RC		600-050-2130	N	23.00	1254435	10/20/17 E
PR20171006	4	10/06/17		ICMA-RC		610-050-2130	N	15.00	1254435	10/20/17 E
PR20171006	5	10/06/17		ICMA-RC		741-050-2130	N	10.00	1254435	10/20/17 E
PR20171018	1	10/18/17		ICMA-RC		001-050-2130	N	110.83	1254435	10/20/17 E
PR20171018	2	10/18/17		ICMA-RC		110-050-2130	N	17.00	1254435	10/20/17 E
PR20171018	3	10/18/17		ICMA-RC		600-050-2130	N	23.00	1254435	10/20/17 E
PR20171018	4	10/18/17		ICMA-RC		610-050-2130	N	15.00	1254435	10/20/17 E
PR20171018	5	10/18/17		ICMA-RC		741-050-2130	N	10.00	1254435	10/20/17 E
PR20171103	1	11/03/17		ICMA-RC		001-050-2130	N	110.83	1254443	11/17/17 E
PR20171103	2	11/03/17		ICMA-RC		110-050-2130	N	17.00	1254443	11/17/17 E
PR20171103	3	11/03/17		ICMA-RC		600-050-2130	N	23.00	1254443	11/17/17 E
PR20171103	4	11/03/17		ICMA-RC		610-050-2130	N	15.00	1254443	11/17/17 E
PR20171103	5	11/03/17		ICMA-RC		741-050-2130	N	10.00	1254443	11/17/17 E
PR20171115	1	11/15/17		ICMA-RC		001-050-2130	N	110.83	1254443	11/17/17 E
PR20171115	2	11/15/17		ICMA-RC		110-050-2130	N	17.00	1254443	11/17/17 E
PR20171115	3	11/15/17		ICMA-RC		600-050-2130	N	23.00	1254443	11/17/17 E
PR20171115	4	11/15/17		ICMA-RC		610-050-2130	N	15.00	1254443	11/17/17 E
PR20171115	5	11/15/17		ICMA-RC		741-050-2130	N	10.00	1254443	11/17/17 E
PR20171201	1	12/01/17		ICMA-RC		001-050-2130	N	105.83	1254453	12/29/17 E
PR20171201	2	12/01/17		ICMA-RC		110-050-2130	N	12.00	1254453	12/29/17 E
PR20171201	3	12/01/17		ICMA-RC		600-050-2130	N	8.00	1254453	12/29/17 E
PR20171227	1	12/27/17		ICMA-RC		001-050-2130	N	105.83	1254453	12/29/17 E
PR20171227	2	12/27/17		ICMA-RC		110-050-2130	N	12.00	1254453	12/29/17 E
PR20171227	3	12/27/17		ICMA-RC		600-050-2130	N	8.00	1254453	12/29/17 E
PR20180112	1	1/12/18		ICMA-RC		001-050-2130	N	140.15	1254463	1/26/18 E
PR20180112	2	1/12/18		ICMA-RC		110-050-2130	N	12.00	1254463	1/26/18 E
PR20180112	3	1/12/18		ICMA-RC		600-050-2130	N	8.00	1254463	1/26/18 E
PR20180124	1	1/24/18		ICMA-RC		001-050-2130	N	140.15	1254463	1/26/18 E
PR20180124	2	1/24/18		ICMA-RC		110-050-2130	N	12.00	1254463	1/26/18 E
PR20180124	3	1/24/18		ICMA-RC		600-050-2130	N	8.00	1254463	1/26/18 E
PR20180209	1	2/09/18		ICMA-RC		001-050-2130	N	140.15	1254479	2/23/18 E
PR20180209	2	2/09/18		ICMA-RC		110-050-2130	N	12.00	1254479	2/23/18 E
PR20180209	3	2/09/18		ICMA-RC		600-050-2130	N	8.00	1254479	2/23/18 E
PR20180221	1	2/21/18		ICMA-RC		001-050-2130	N	140.15	1254479	2/23/18 E
PR20180221	2	2/21/18		ICMA-RC		110-050-2130	N	12.00	1254479	2/23/18 E
PR20180221	3	2/21/18		ICMA-RC		600-050-2130	N	8.00	1254479	2/23/18 E
PR20180309	1	3/09/18		ICMA-RC		001-050-2130	N	150.15	1254509	3/23/18 E
PR20180309	2	3/09/18		ICMA-RC		110-050-2130	N	82.00	1254509	3/23/18 E
PR20180309	3	3/09/18		ICMA-RC		600-050-2130	N	18.00	1254509	3/23/18 E
PR20180309	4	3/09/18		ICMA-RC		610-050-2130	N	10.00	1254509	3/23/18 E
PR20180321	1	3/21/18		ICMA-RC		001-050-2130	N	150.15	1254509	3/23/18 E
PR20180321	2	3/21/18		ICMA-RC		110-050-2130	N	82.00	1254509	3/23/18 E
PR20180321	3	3/21/18		ICMA-RC		600-050-2130	N	18.00	1254509	3/23/18 E
PR20180321	4	3/21/18		ICMA-RC		610-050-2130	N	10.00	1254509	3/23/18 E
PR20180406	1	4/06/18		ICMA-RC		001-050-2130	N	150.15	1254538	4/20/18 E
PR20180406	2	4/06/18		ICMA-RC		110-050-2130	N	82.00	1254538	4/20/18 E
PR20180406	3	4/06/18		ICMA-RC		600-050-2130	N	18.00	1254538	4/20/18 E
PR20180406	4	4/06/18		ICMA-RC		610-050-2130	N	10.00	1254538	4/20/18 E
PR20180418	1	4/18/18		ICMA-RC		001-050-2130	N	150.15	1254538	4/20/18 E

## ACCOUNTS PAYABLE VENDOR ACTIVITY

7/01/2017 THRU 6/30/2018

INVOICE NO	LN	DATE	PO NO	REFERENCE	TRACK		1099	NET	CHECK	PD DATE
					CD	GL ACCOUNT				
1274 ICMA-RC SERVICES LLC										
PR20180418	2	4/18/18		ICMA-RC		110-050-2130	N	82.00	1254538	4/20/18 E
PR20180418	3	4/18/18		ICMA-RC		600-050-2130	N	18.00	1254538	4/20/18 E
PR20180418	4	4/18/18		ICMA-RC		610-050-2130	N	10.00	1254538	4/20/18 E
PR20180504	1	5/04/18		ICMA-RC		001-050-2130	N	150.15	1254560	5/18/18 E
PR20180504	2	5/04/18		ICMA-RC		110-050-2130	N	82.00	1254560	5/18/18 E
PR20180504	3	5/04/18		ICMA-RC		600-050-2130	N	18.00	1254560	5/18/18 E
PR20180504	4	5/04/18		ICMA-RC		610-050-2130	N	10.00	1254560	5/18/18 E
PR20180516	1	5/16/18		ICMA-RC		001-050-2130	N	150.15	1254560	5/18/18 E
PR20180516	2	5/16/18		ICMA-RC		110-050-2130	N	82.00	1254560	5/18/18 E
PR20180516	3	5/16/18		ICMA-RC		600-050-2130	N	18.00	1254560	5/18/18 E
PR20180516	4	5/16/18		ICMA-RC		610-050-2130	N	10.00	1254560	5/18/18 E
PR20180601	1	6/01/18		ICMA-RC		001-050-2130	N	150.15	1254596	6/29/18 E
PR20180601	2	6/01/18		ICMA-RC		110-050-2130	N	82.00	1254596	6/29/18 E
PR20180601	3	6/01/18		ICMA-RC		600-050-2130	N	18.00	1254596	6/29/18 E
PR20180601	4	6/01/18		ICMA-RC		610-050-2130	N	10.00	1254596	6/29/18 E
PR20180627	1	6/27/18		ICMA-RC		001-050-2130	N	150.15	1254596	6/29/18 E
PR20180627	2	6/27/18		ICMA-RC		110-050-2130	N	82.00	1254596	6/29/18 E
PR20180627	3	6/27/18		ICMA-RC		600-050-2130	N	18.00	1254596	6/29/18 E
PR20180627	4	6/27/18		ICMA-RC		610-050-2130	N	10.00	1254596	6/29/18 E
ICMA-RC SERVICES LLC								4531.76		
223 IDNR										
06292017	1	7/11/17		PUBLIC WATER SUPPLY FEE FY18		600-812-6298		631.80	51284	7/11/17
2973029458	1	8/08/17		NPDES PERMIT-GLWTE SEG #3		323-210-6298		175.00	51431	8/08/17
08152017	1	8/22/17		EXAM FEE-WATER DISTRIBUTION-JM		600-811-6230		30.00	51508	8/22/17
02132018	1	2/13/18		WASTEWATER CONSTRUCTION PERMIT		610-819-6580		100.00	52357	2/13/18
HWY 65 UTILITY EXTENSIONS										
03142018	1	3/14/18		HWY65 UTILITY EXT PERMIT		600-813-6298		508.80	52467	3/14/18
11687 18	1	5/08/18		APPLC-WATER OPERATOR 1 CERT-JH		600-811-6298		60.00	52671	5/08/18
06142018	1	6/14/18		WOLF CREEK SEWER CONSTR PERMIT		610-818-6580		100.00	52912	6/14/18
06152018	1	6/14/18		PARKSIDE WATER EXT PERMIT		600-814-6580	N	483.00	52913	6/14/18
IDNR								2088.60		
224 IDOT										
42325	1	11/07/17		PT		001-150-6507		24.12	51819	11/07/17
42325	2	11/07/17		PT		001-160-6507		24.12	51819	11/07/17
42325	3	11/07/17		PT		001-410-6507		48.24	51819	11/07/17
42325	4	11/07/17		PT		001-650-6507		24.12	51819	11/07/17
42555	1	11/07/17		PT RETURN		001-150-6507		30.27-	51819	11/07/17
42555	2	11/07/17		PT RETURN		001-160-6507		30.27-	51819	11/07/17
42555	3	11/07/17		PT RETURN		001-410-6507		60.54-	51819	11/07/17
42555	4	11/07/17		PT RETURN		001-650-6507		40.36-	51819	11/07/17
44305	1	11/07/17		PT,TP		001-650-6507		68.29	51819	11/07/17
44305	2	11/07/17		PT,TP		001-410-6507		136.58	51819	11/07/17
44305	3	11/07/17		PT,TP		001-150-6507		46.20	51819	11/07/17
44305	4	11/07/17		PT,TP		001-160-6507		46.19	51819	11/07/17
44305	5	11/07/17		TP		110-210-6507		88.38	51819	11/07/17
44305	6	11/07/17		BATTERIES,TRASH BAGS		001-430-6507		152.63	51819	11/07/17
44631	1	11/21/17		DIESEL FUEL DEPRESSANT		001-150-6332		55.27	51906	11/21/17
44631	2	11/21/17		DIESEL FUEL DEPRESSANT		001-160-6332		55.27	51906	11/21/17
45926	1	2/06/18		PT,SOAP		001-410-6507		74.14	52301	2/06/18

7/01/2017 THRU 6/30/2018

INVOICE NO	LN	DATE	PO NO	REFERENCE	TRACK		1099	NET	CHECK	PD DATE
					CD	GL ACCOUNT				
224 IDOT										
45926	2	2/06/18		PT, BATTERIES, OIL ABSORBENT		110-210-6507		62.32	52301	2/06/18
45926	3	2/06/18		BATTERIES		001-430-6507		39.12	52301	2/06/18
45926	4	2/06/18		BATTERIES		001-650-6507		12.96	52301	2/06/18
45926	5	2/06/18		BATTERIES, RESTROOM SUPPLIES		001-150-6507		29.97	52301	2/06/18
46146	1	2/21/18		SUPPLIES		001-160-6507		6.24	52367	2/21/18
47631	1	5/08/18		PT		001-650-6507		24.08	52672	5/08/18
47631	2	5/08/18		PT; TP		001-150-6507		68.23	52672	5/08/18
47631	3	5/08/18		PT; TP		001-160-6507		68.23	52672	5/08/18
47631	4	5/08/18		PT; TP		001-410-6507		68.23	52672	5/08/18
47631	5	5/08/18		TP		001-430-6507		44.15	52672	5/08/18
47903	1	5/08/18		BARRICADE FLASHERS		110-210-6507		89.70	52672	5/08/18
48695	1	6/19/18		SIGN POSTS		110-210-6509		1748.00	52938	6/19/18
								2943.34		
2091 IEDA										
03232018	1	3/26/18		CERTIFIED LAND SITE		001-520-6490		500.00	52508	3/26/18
								500.00		
228 IMFOA										
10373	1	9/06/17		FALL CONFERENCE REGISTRATION		001-621-6240		250.00	51568	9/06/17
				HAGAN; DUNHAM-OLIVER SPLIT						
04012018	1	2/06/18		ANNUAL DUES		001-621-6210		50.00	52302	2/06/18
								300.00		
210 IMWCA										
INV65222	1	7/11/17		WORK COMP PREM 17-18 #1		112-621-6160		7450.00	51285	7/11/17
INV65544	1	8/08/17		WORK COMP PREM 17-18 #2		112-621-6160		7450.00	51432	8/08/17
INV65859	1	9/06/17		WORK COMP PREM 17-18 #3		112-621-6160		7450.00	51569	9/06/17
INV66174	1	10/03/17		WORK COMP PREM 17-18 #4		112-621-6160		7450.00	51682	10/03/17
INV68462	1	10/17/17		WORK COMP PREM 16-17-AUDIT ADJ		112-621-6160		17052.00	51751	10/17/17
INV66494	1	11/07/17		WORK COMP PREM 17-18 #5		112-621-6160		7450.00	51820	11/07/17
INV66809	1	12/05/17		WORK COMP PREM 17-18 #6		112-621-6160		7450.00	51971	12/05/17
INV67124	1	1/16/18		WORK COMP PREM 17-18 #7		112-621-6160		7450.00	52241	1/16/18
INV68998	1	6/19/18		WORK COMP PREM 18-19		112-621-6160		15049.00	52939	6/19/18
								84251.00		
2092 INDUSTRIAL CHEM LABS										
248564	1	4/03/18		LIFT STATION DEGREASER		610-816-6350		115.00	52531	4/03/18
								115.00		
1386 INNOVATIVE MECHANICAL										
1640180617	1	8/08/17		HVAC MAINTENANCE-SEMI-ANNUAL		001-410-6499		475.00	51433	8/08/17
173230	1	8/08/17		HUMIDITY SENSORS		001-410-6310		2405.50	51433	8/08/17
179090	1	12/05/17		AIR CONDITIONING ISSUE		001-410-6310		289.35	51972	12/05/17
179112	1	12/05/17		INSTALL CIRCUIT BOARD; ADJ CONT		001-410-6499		625.23	51972	12/05/17
1640181217	1	2/06/18		MAINTENANCE-SEMIANNUAL CHRG		001-410-6499		475.00	52303	2/06/18
179503	1	2/06/18		REPLACE UNIT PULLEYS		001-410-6310		605.64	52303	2/06/18

# ACCOUNTS PAYABLE VENDOR ACTIVITY

INVOICE NO	LN	DATE	PO NO	REFERENCE	TRACK CD GL ACCOUNT	1099	NET	CHECK	PD DATE
				INNOVATIVE MECHANICAL			4875.72		
				214 INTERSTATE ALL BATTERY					
4602025174	1	7/25/17		CELL PHONE BATTERY-PC	600-811-6373		18.00	51374	7/25/17
4602025174	2	7/25/17		CELL PHONE BATTERY-PC	610-816-6373		18.00	51374	7/25/17
				INTERSTATE ALL BATTERY			36.00		
				904 INTERSTATE BATTERY					
419292	1	5/22/18		BATTERY	001-350-6350		40.95	52767	5/22/18
				INTERSTATE BATTERY			40.95		
				1402 INTERSTATE POWER					
12055886:1	1	7/11/17		REPLCE CHARGING ASSEMBLY-4140	001-150-6332		985.50	51286	7/11/17
12056236:1	1	8/22/17		REPAIR BRAKES-4160 SUTHPHEN	001-150-6332		1919.43	51509	8/22/17
12056399:1	1	8/22/17		REPAIR AIR HORN;DRYER-4145SPAR	001-150-6332		2008.67	51509	8/22/17
12055893:	1	10/17/17		REPLC EXHAUST PIPE,GASKETS4140	001-150-6332		2030.98	51752	10/17/17
12057531	1	11/21/17		AIR TANK,FITTINGS-2012FREIGHTL	110-210-6350		1444.69	51907	11/21/17
12060387:01	1	5/22/18		PLOW TRUCK REPAIR-2012 FREIGHT	110-210-6350		310.92	52768	5/22/18
				INTERSTATE POWER			8700.19		
				2077 IOWA BARNS					
64241	1	1/03/18		BOOK	001-410-6502		29.95	52159	1/03/18
				IOWA BARNS			29.95		
				239 IPERS					
R20170706	1	7/06/17		IPERS	001-050-2123	N	703.08	1254410	7/28/17 E
R20170714	1	7/14/17		IPERS	001-050-2123	N	3097.60	1254410	7/28/17 E
R20170714	2	7/14/17		IPERS	110-050-2123	N	515.67	1254410	7/28/17 E
R20170714	3	7/14/17		IPERS	600-050-2123	N	364.72	1254410	7/28/17 E
R20170714	4	7/14/17		IPERS	610-050-2123	N	273.50	1254410	7/28/17 E
R20170714	5	7/14/17		IPERS	741-050-2123	N	147.04	1254410	7/28/17 E
R20170714	6	7/14/17		IPERS-PO	001-050-2123	N	631.77	1254410	7/28/17 E
R20170726	1	7/26/17		IPERS	001-050-2123	N	2958.41	1254410	7/28/17 E
R20170726	2	7/26/17		IPERS	110-050-2123	N	508.76	1254410	7/28/17 E
R20170726	3	7/26/17		IPERS	600-050-2123	N	380.95	1254410	7/28/17 E
R20170726	4	7/26/17		IPERS	610-050-2123	N	286.55	1254410	7/28/17 E
R20170726	5	7/26/17		IPERS	741-050-2123	N	147.43	1254410	7/28/17 E
R20170726	6	7/26/17		IPERS-PO	001-050-2123	N	631.77	1254410	7/28/17 E
R20170811	1	8/11/17		IPERS	001-050-2123	N	2933.35	1254420	8/25/17 E
R20170811	2	8/11/17		IPERS	110-050-2123	N	502.32	1254420	8/25/17 E
R20170811	3	8/11/17		IPERS	600-050-2123	N	372.79	1254420	8/25/17 E
R20170811	4	8/11/17		IPERS	610-050-2123	N	281.58	1254420	8/25/17 E
R20170811	5	8/11/17		IPERS	741-050-2123	N	144.17	1254420	8/25/17 E
R20170811	6	8/11/17		IPERS-PO	001-050-2123	N	678.92	1254420	8/25/17 E
R20170823	1	8/23/17		IPERS	001-050-2123	N	2939.16	1254420	8/25/17 E
R20170823	2	8/23/17		IPERS	110-050-2123	N	470.99	1254420	8/25/17 E
R20170823	3	8/23/17		IPERS	600-050-2123	N	339.52	1254420	8/25/17 E
R20170823	4	8/23/17		IPERS	610-050-2123	N	269.51	1254420	8/25/17 E
R20170823	5	8/23/17		IPERS	741-050-2123	N	145.10	1254420	8/25/17 E
R20170823	6	8/23/17		IPERS-PO	001-050-2123	N	701.47	1254420	8/25/17 E

7/01/2017 THRU 6/30/2018

INVOICE NO	LN	DATE	PO NO	REFERENCE	TRACK		1099	NET	CHECK	PD DATE
					CD	GL ACCOUNT				
				239 IPERS						
PR20170908	1	9/08/17		IPERS		001-050-2123	N	2979.21	1254425	9/22/17 E
PR20170908	2	9/08/17		IPERS		110-050-2123	N	542.73	1254425	9/22/17 E
PR20170908	3	9/08/17		IPERS		600-050-2123	N	392.11	1254425	9/22/17 E
PR20170908	4	9/08/17		IPERS		610-050-2123	N	292.41	1254425	9/22/17 E
PR20170908	5	9/08/17		IPERS		741-050-2123	N	159.64	1254425	9/22/17 E
PR20170908	6	9/08/17		IPERS-PO		001-050-2123	N	695.32	1254425	9/22/17 E
PR20170920	1	9/20/17		IPERS		001-050-2123	N	2986.58	1254425	9/22/17 E
PR20170920	2	9/20/17		IPERS		110-050-2123	N	503.78	1254425	9/22/17 E
PR20170920	3	9/20/17		IPERS		600-050-2123	N	354.02	1254425	9/22/17 E
PR20170920	4	9/20/17		IPERS		610-050-2123	N	269.16	1254425	9/22/17 E
PR20170920	5	9/20/17		IPERS		741-050-2123	N	144.17	1254425	9/22/17 E
PR20170920	6	9/20/17		IPERS-PO		001-050-2123	N	814.22	1254425	9/22/17 E
PR20171006	1	10/06/17		IPERS		001-050-2123	N	2977.44	1254434	10/20/17 E
PR20171006	2	10/06/17		IPERS		110-050-2123	N	502.32	1254434	10/20/17 E
PR20171006	3	10/06/17		IPERS		600-050-2123	N	349.29	1254434	10/20/17 E
PR20171006	4	10/06/17		IPERS		610-050-2123	N	258.07	1254434	10/20/17 E
PR20171006	5	10/06/17		IPERS		741-050-2123	N	144.17	1254434	10/20/17 E
PR20171006	6	10/06/17		IPERS-PO		001-050-2123	N	765.02	1254434	10/20/17 E
PR20171018	1	10/18/17		IPERS		001-050-2123	N	2974.63	1254434	10/20/17 E
PR20171018	2	10/18/17		IPERS		110-050-2123	N	501.71	1254434	10/20/17 E
PR20171018	3	10/18/17		IPERS		600-050-2123	N	243.11	1254434	10/20/17 E
PR20171018	4	10/18/17		IPERS		610-050-2123	N	158.26	1254434	10/20/17 E
PR20171018	5	10/18/17		IPERS		741-050-2123	N	144.17	1254434	10/20/17 E
PR20171018	6	10/18/17		IPERS-PO		001-050-2123	N	766.05	1254434	10/20/17 E
PR20171103	1	11/03/17		IPERS		001-050-2123	N	3002.48	1254442	11/17/17 E
PR20171103	2	11/03/17		IPERS		110-050-2123	N	522.36	1254442	11/17/17 E
PR20171103	3	11/03/17		IPERS		600-050-2123	N	249.31	1254442	11/17/17 E
PR20171103	4	11/03/17		IPERS		610-050-2123	N	164.46	1254442	11/17/17 E
PR20171103	5	11/03/17		IPERS		741-050-2123	N	148.28	1254442	11/17/17 E
PR20171103	6	11/03/17		IPERS-PO		001-050-2123	N	831.65	1254442	11/17/17 E
PR20171115	1	11/15/17		IPERS		001-050-2123	N	3010.27	1254442	11/17/17 E
PR20171115	2	11/15/17		IPERS		110-050-2123	N	504.20	1254442	11/17/17 E
PR20171115	3	11/15/17		IPERS		600-050-2123	N	250.87	1254442	11/17/17 E
PR20171115	4	11/15/17		IPERS		610-050-2123	N	159.66	1254442	11/17/17 E
PR20171115	5	11/15/17		IPERS		741-050-2123	N	147.94	1254442	11/17/17 E
PR20171115	6	11/15/17		IPERS-PO		001-050-2123	N	795.77	1254442	11/17/17 E
PR20171130	1	11/30/17		IPERS-PO		001-050-2123	N	222.07	1254452	12/29/17 E
PR20171201	1	12/01/17		IPERS		001-050-2123	N	2953.59	1254452	12/29/17 E
PR20171201	2	12/01/17		IPERS		110-050-2123	N	500.66	1254452	12/29/17 E
PR20171201	3	12/01/17		IPERS		600-050-2123	N	258.80	1254452	12/29/17 E
PR20171201	4	12/01/17		IPERS		610-050-2123	N	173.93	1254452	12/29/17 E
PR20171201	5	12/01/17		IPERS		741-050-2123	N	159.87	1254452	12/29/17 E
PR20171201	6	12/01/17		IPERS-PO		001-050-2123	N	774.25	1254452	12/29/17 E
PR20171215	1	12/15/17		IPERS		001-050-2123	N	2972.29	1254452	12/29/17 E
PR20171215	2	12/15/17		IPERS		110-050-2123	N	470.75	1254452	12/29/17 E
PR20171215	3	12/15/17		IPERS		600-050-2123	N	232.47	1254452	12/29/17 E
PR20171215	4	12/15/17		IPERS		610-050-2123	N	147.61	1254452	12/29/17 E
PR20171215	5	12/15/17		IPERS		741-050-2123	N	100.08	1254452	12/29/17 E
PR20171215	6	12/15/17		IPERS-PO		001-050-2123	N	766.05	1254452	12/29/17 E
PR20171220	1	12/20/17		IPERS		001-050-2123	N	636.13	1254452	12/29/17 E
PR20171227	1	12/27/17		IPERS		001-050-2123	N	2965.58	1254452	12/29/17 E
PR20171227	2	12/27/17		IPERS		110-050-2123	N	388.05	1254452	12/29/17 E
PR20171227	3	12/27/17		IPERS		600-050-2123	N	280.38	1254452	12/29/17 E



# ACCOUNTS PAYABLE VENDOR ACTIVITY

INVOICE NO	LN	DATE	PO NO	REFERENCE	TRACK		1099	NET	CHECK	PD DATE
					CD	GL ACCOUNT				
				239 IPERS						
PR20171227	4	12/27/17		IPERS		610-050-2123	N	189.16	1254452	12/29/17 E
PR20171227	5	12/27/17		IPERS		741-050-2123	N	100.08	1254452	12/29/17 E
PR20171227	6	12/27/17		IPERS-PO		001-050-2123	N	767.07	1254452	12/29/17 E
PR20180112	1	1/12/18		IPERS		001-050-2123	N	2928.86	1254462	1/26/18 E
PR20180112	2	1/12/18		IPERS		110-050-2123	N	672.65	1254462	1/26/18 E
PR20180112	3	1/12/18		IPERS		600-050-2123	N	318.06	1254462	1/26/18 E
PR20180112	4	1/12/18		IPERS		610-050-2123	N	203.76	1254462	1/26/18 E
PR20180112	5	1/12/18		IPERS		741-050-2123	N	101.95	1254462	1/26/18 E
PR20180112	6	1/12/18		IPERS-PO		001-050-2123	N	760.92	1254462	1/26/18 E
PR20180124	1	1/24/18		IPERS		001-050-2123	N	2986.31	1254462	1/26/18 E
PR20180124	2	1/24/18		IPERS		110-050-2123	N	588.24	1254462	1/26/18 E
PR20180124	3	1/24/18		IPERS		600-050-2123	N	300.96	1254462	1/26/18 E
PR20180124	4	1/24/18		IPERS		610-050-2123	N	209.74	1254462	1/26/18 E
PR20180124	5	1/24/18		IPERS		741-050-2123	N	117.92	1254462	1/26/18 E
PR20180124	6	1/24/18		IPERS-PO		001-050-2123	N	809.10	1254462	1/26/18 E
PR20180209	1	2/09/18		IPERS		001-050-2123	N	2873.42	1254478	2/23/18 E
PR20180209	2	2/09/18		IPERS		110-050-2123	N	534.97	1254478	2/23/18 E
PR20180209	3	2/09/18		IPERS		600-050-2123	N	288.62	1254478	2/23/18 E
PR20180209	4	2/09/18		IPERS		610-050-2123	N	203.76	1254478	2/23/18 E
PR20180209	5	2/09/18		IPERS		741-050-2123	N	101.95	1254478	2/23/18 E
PR20180209	6	2/09/18		IPERS-PO		001-050-2123	N	775.27	1254478	2/23/18 E
PR20180221	1	2/21/18		IPERS		001-050-2123	N	2987.49	1254478	2/23/18 E
PR20180221	2	2/21/18		IPERS		110-050-2123	N	842.34	1254478	2/23/18 E
PR20180221	3	2/21/18		IPERS		600-050-2123	N	357.86	1254478	2/23/18 E
PR20180221	4	2/21/18		IPERS		610-050-2123	N	241.97	1254478	2/23/18 E
PR20180221	5	2/21/18		IPERS		741-050-2123	N	124.47	1254478	2/23/18 E
PR20180221	6	2/21/18		IPERS-PO		001-050-2123	N	757.85	1254478	2/23/18 E
PR20180309	1	3/09/18		IPERS		001-050-2123	N	3013.36	1254508	3/23/18 E
PR20180309	2	3/09/18		IPERS		110-050-2123	N	775.70	1254508	3/23/18 E
PR20180309	3	3/09/18		IPERS		600-050-2123	N	334.84	1254508	3/23/18 E
PR20180309	4	3/09/18		IPERS		610-050-2123	N	241.98	1254508	3/23/18 E
PR20180309	5	3/09/18		IPERS		741-050-2123	N	104.79	1254508	3/23/18 E
PR20180309	6	3/09/18		IPERS-PO		001-050-2123	N	707.62	1254508	3/23/18 E
PR20180321	1	3/21/18		IPERS		001-050-2123	N	2991.44	1254508	3/23/18 E
PR20180321	2	3/21/18		IPERS		110-050-2123	N	760.55	1254508	3/23/18 E
PR20180321	3	3/21/18		IPERS		600-050-2123	N	336.06	1254508	3/23/18 E
PR20180321	4	3/21/18		IPERS		610-050-2123	N	244.80	1254508	3/23/18 E
PR20180321	5	3/21/18		IPERS		741-050-2123	N	112.28	1254508	3/23/18 E
PR20180321	6	3/21/18		IPERS-PO		001-050-2123	N	788.60	1254508	3/23/18 E
PR20180406	1	4/06/18		IPERS		001-050-2123	N	3018.62	1254537	4/20/18 E
PR20180406	2	4/06/18		IPERS		110-050-2123	N	745.92	1254537	4/20/18 E
PR20180406	3	4/06/18		IPERS		600-050-2123	N	327.93	1254537	4/20/18 E
PR20180406	4	4/06/18		IPERS		610-050-2123	N	243.04	1254537	4/20/18 E
PR20180406	5	4/06/18		IPERS		741-050-2123	N	107.61	1254537	4/20/18 E
PR20180406	6	4/06/18		IPERS-PO		001-050-2123	N	715.82	1254537	4/20/18 E
PR20180418	1	4/18/18		IPERS		001-050-2123	N	3030.23	1254537	4/20/18 E
PR20180418	2	4/18/18		IPERS		110-050-2123	N	776.46	1254537	4/20/18 E
PR20180418	3	4/18/18		IPERS		600-050-2123	N	331.49	1254537	4/20/18 E
PR20180418	4	4/18/18		IPERS		610-050-2123	N	240.24	1254537	4/20/18 E
PR20180418	5	4/18/18		IPERS		741-050-2123	N	100.08	1254537	4/20/18 E
PR20180418	6	4/18/18		IPERS-PO		001-050-2123	N	832.67	1254537	4/20/18 E
PR20180504	1	5/04/18		IPERS		001-050-2123	N	3043.54	1254559	5/18/18 E
PR20180504	2	5/04/18		IPERS		110-050-2123	N	736.66	1254559	5/18/18 E

## ACCOUNTS PAYABLE VENDOR ACTIVITY

7/01/2017 THRU 6/30/2018

INVOICE NO	LN	DATE	PO NO	REFERENCE	TRACK CD GL ACCOUNT	1099	NET	CHECK	PD DATE
239 IPERS									
PR20180504	3	5/04/18		IPERS	600-050-2123	N	325.13	1254559	5/18/18 E
PR20180504	4	5/04/18		IPERS	610-050-2123	N	240.23	1254559	5/18/18 E
PR20180504	5	5/04/18		IPERS	741-050-2123	N	100.08	1254559	5/18/18 E
PR20180504	6	5/04/18		IPERS-PO	001-050-2123	N	785.52	1254559	5/18/18 E
PR20180516	1	5/16/18		IPERS	001-050-2123	N	3041.68	1254559	5/18/18 E
PR20180516	2	5/16/18		IPERS	110-050-2123	N	739.41	1254559	5/18/18 E
PR20180516	3	5/16/18		IPERS	600-050-2123	N	328.23	1254559	5/18/18 E
PR20180516	4	5/16/18		IPERS	610-050-2123	N	243.34	1254559	5/18/18 E
PR20180516	5	5/16/18		IPERS	741-050-2123	N	100.08	1254559	5/18/18 E
PR20180516	6	5/16/18		IPERS-PO	001-050-2123	N	851.95	1254559	5/18/18 E
PR20180601	1	6/01/18		IPERS	001-050-2123	N	3009.10	1254595	6/29/18 E
PR20180601	2	6/01/18		IPERS	110-050-2123	N	755.92	1254595	6/29/18 E
PR20180601	3	6/01/18		IPERS	600-050-2123	N	354.61	1254595	6/29/18 E
PR20180601	4	6/01/18		IPERS	610-050-2123	N	269.71	1254595	6/29/18 E
PR20180601	5	6/01/18		IPERS	741-050-2123	N	100.08	1254595	6/29/18 E
PR20180601	6	6/01/18		IPERS-PO	001-050-2123	N	791.67	1254595	6/29/18 E
PR20180605	1	6/05/18		IPERS-PO	001-050-2123	N	201.11	1254595	6/29/18 E
PR20180615	1	6/15/18		IPERS	001-050-2123	N	2978.36	1254595	6/29/18 E
PR20180615	2	6/15/18		IPERS	110-050-2123	N	792.87	1254595	6/29/18 E
PR20180615	3	6/15/18		IPERS	600-050-2123	N	348.77	1254595	6/29/18 E
PR20180615	4	6/15/18		IPERS	610-050-2123	N	247.96	1254595	6/29/18 E
PR20180615	5	6/15/18		IPERS	741-050-2123	N	120.74	1254595	6/29/18 E
PR20180615	6	6/15/18		IPERS-PO	001-050-2123	N	989.90	1254595	6/29/18 E
PR20180627	1	6/27/18		IPERS	001-050-2123	N	3020.55	1254595	6/29/18 E
PR20180627	2	6/27/18		IPERS	110-050-2123	N	873.74	1254595	6/29/18 E
PR20180627	3	6/27/18		IPERS	600-050-2123	N	380.34	1254595	6/29/18 E
PR20180627	4	6/27/18		IPERS	610-050-2123	N	258.84	1254595	6/29/18 E
PR20180627	5	6/27/18		IPERS	741-050-2123	N	110.39	1254595	6/29/18 E
PR20180627	6	6/27/18		IPERS-PO	001-050-2123	N	892.53	1254595	6/29/18 E
IPERS							133193.45		
1512 IRS USATAXPYMT									
PR20170630	1	6/30/17		FED/FICA TAX	001-050-2121	N	772.00	1254408	7/06/17 E
PR20170712	1	7/12/17		FED/FICA TAX	001-050-2120	N	3072.35	1254409	7/14/17 E
PR20170712	2	7/12/17		FED/FICA TAX	001-050-2121	N	4009.50	1254409	7/14/17 E
PR20170712	3	7/12/17		FED/FICA TAX	110-050-2120	N	331.58	1254409	7/14/17 E
PR20170712	4	7/12/17		FED/FICA TAX	110-050-2121	N	592.66	1254409	7/14/17 E
PR20170712	5	7/12/17		FED/FICA TAX	600-050-2120	N	277.11	1254409	7/14/17 E
PR20170712	6	7/12/17		FED/FICA TAX	600-050-2121	N	359.62	1254409	7/14/17 E
PR20170712	7	7/12/17		FED/FICA TAX	610-050-2120	N	246.92	1254409	7/14/17 E
PR20170712	8	7/12/17		FED/FICA TAX	610-050-2121	N	277.50	1254409	7/14/17 E
PR20170712	9	7/12/17		FED/FICA TAX	741-050-2120	N	76.76	1254409	7/14/17 E
PR20170712	10	7/12/17		FED/FICA TAX	741-050-2121	N	141.32	1254409	7/14/17 E
PR20170726	1	7/26/17		FED/FICA TAX	001-050-2120	N	2822.74	1254412	7/28/17 E
PR20170726	2	7/26/17		FED/FICA TAX	001-050-2121	N	3909.54	1254412	7/28/17 E
PR20170726	3	7/26/17		FED/FICA TAX	110-050-2120	N	349.50	1254412	7/28/17 E
PR20170726	4	7/26/17		FED/FICA TAX	110-050-2121	N	605.74	1254412	7/28/17 E
PR20170726	5	7/26/17		FED/FICA TAX	600-050-2120	N	292.49	1254412	7/28/17 E
PR20170726	6	7/26/17		FED/FICA TAX	600-050-2121	N	376.28	1254412	7/28/17 E
PR20170726	7	7/26/17		FED/FICA TAX	610-050-2120	N	259.28	1254412	7/28/17 E
PR20170726	8	7/26/17		FED/FICA TAX	610-050-2121	N	290.90	1254412	7/28/17 E
PR20170726	9	7/26/17		FED/FICA TAX	741-050-2120	N	77.14	1254412	7/28/17 E

7/01/2017 THRU 6/30/2018

INVOICE NO	LN	DATE	PO NO	REFERENCE	TRACK		1099	NET	CHECK	PD DATE
					CD	GL ACCOUNT				
				1512 IRS USATAXPYMT						
PR20170726	10	7/26/17		FED/FICA TAX		741-050-2121	N	141.74	1254412	7/28/17 E
PR20170809	1	8/09/17		FED/FICA TAX		001-050-2120	N	2764.32	1254414	8/11/17 E
PR20170809	2	8/09/17		FED/FICA TAX		001-050-2121	N	3809.92	1254414	8/11/17 E
PR20170809	3	8/09/17		FED/FICA TAX		110-050-2120	N	324.54	1254414	8/11/17 E
PR20170809	4	8/09/17		FED/FICA TAX		110-050-2121	N	544.80	1254414	8/11/17 E
PR20170809	5	8/09/17		FED/FICA TAX		600-050-2120	N	284.77	1254414	8/11/17 E
PR20170809	6	8/09/17		FED/FICA TAX		600-050-2121	N	367.92	1254414	8/11/17 E
PR20170809	7	8/09/17		FED/FICA TAX		610-050-2120	N	254.58	1254414	8/11/17 E
PR20170809	8	8/09/17		FED/FICA TAX		610-050-2121	N	285.80	1254414	8/11/17 E
PR20170809	9	8/09/17		FED/FICA TAX		741-050-2120	N	74.01	1254414	8/11/17 E
PR20170809	10	8/09/17		FED/FICA TAX		741-050-2121	N	138.34	1254414	8/11/17 E
PR20170823	1	8/23/17		FED/FICA TAX		001-050-2120	N	2788.77	1254422	8/25/17 E
PR20170823	2	8/23/17		FED/FICA TAX		001-050-2121	N	3891.10	1254422	8/25/17 E
PR20170823	3	8/23/17		FED/FICA TAX		110-050-2120	N	302.89	1254422	8/25/17 E
PR20170823	4	8/23/17		FED/FICA TAX		110-050-2121	N	510.64	1254422	8/25/17 E
PR20170823	5	8/23/17		FED/FICA TAX		600-050-2120	N	259.43	1254422	8/25/17 E
PR20170823	6	8/23/17		FED/FICA TAX		600-050-2121	N	333.72	1254422	8/25/17 E
PR20170823	7	8/23/17		FED/FICA TAX		610-050-2120	N	243.14	1254422	8/25/17 E
PR20170823	8	8/23/17		FED/FICA TAX		610-050-2121	N	273.40	1254422	8/25/17 E
PR20170823	9	8/23/17		FED/FICA TAX		741-050-2120	N	74.91	1254422	8/25/17 E
PR20170823	10	8/23/17		FED/FICA TAX		741-050-2121	N	139.32	1254422	8/25/17 E
PR20170906	1	9/06/17		FED/FICA TAX		001-050-2120	N	2631.57	1254424	9/08/17 E
PR20170906	2	9/06/17		FED/FICA TAX		001-050-2121	N	3668.16	1254424	9/08/17 E
PR20170906	3	9/06/17		FED/FICA TAX		110-050-2120	N	331.42	1254424	9/08/17 E
PR20170906	4	9/06/17		FED/FICA TAX		110-050-2121	N	545.58	1254424	9/08/17 E
PR20170906	5	9/06/17		FED/FICA TAX		600-050-2120	N	303.07	1254424	9/08/17 E
PR20170906	6	9/06/17		FED/FICA TAX		600-050-2121	N	387.80	1254424	9/08/17 E
PR20170906	7	9/06/17		FED/FICA TAX		610-050-2120	N	264.85	1254424	9/08/17 E
PR20170906	8	9/06/17		FED/FICA TAX		610-050-2121	N	296.96	1254424	9/08/17 E
PR20170906	9	9/06/17		FED/FICA TAX		741-050-2120	N	88.70	1254424	9/08/17 E
PR20170906	10	9/06/17		FED/FICA TAX		741-050-2121	N	154.24	1254424	9/08/17 E
PR20170920	1	9/20/17		FED/FICA TAX		001-050-2120	N	2687.15	1254427	9/22/17 E
PR20170920	2	9/20/17		FED/FICA TAX		001-050-2121	N	3836.72	1254427	9/22/17 E
PR20170920	3	9/20/17		FED/FICA TAX		110-050-2120	N	315.94	1254427	9/22/17 E
PR20170920	4	9/20/17		FED/FICA TAX		110-050-2121	N	527.60	1254427	9/22/17 E
PR20170920	5	9/20/17		FED/FICA TAX		600-050-2120	N	268.48	1254427	9/22/17 E
PR20170920	6	9/20/17		FED/FICA TAX		600-050-2121	N	348.60	1254427	9/22/17 E
PR20170920	7	9/20/17		FED/FICA TAX		610-050-2120	N	242.81	1254427	9/22/17 E
PR20170920	8	9/20/17		FED/FICA TAX		610-050-2121	N	273.04	1254427	9/22/17 E
PR20170920	9	9/20/17		FED/FICA TAX		741-050-2120	N	74.01	1254427	9/22/17 E
PR20170920	10	9/20/17		FED/FICA TAX		741-050-2121	N	138.34	1254427	9/22/17 E
PR20171004	1	10/04/17		FED/FICA TAX		001-050-2120	N	2599.91	1254430	10/06/17 E
PR20171004	2	10/04/17		FED/FICA TAX		001-050-2121	N	3723.20	1254430	10/06/17 E
PR20171004	3	10/04/17		FED/FICA TAX		110-050-2120	N	264.62	1254430	10/06/17 E
PR20171004	4	10/04/17		FED/FICA TAX		110-050-2121	N	473.58	1254430	10/06/17 E
PR20171004	5	10/04/17		FED/FICA TAX		600-050-2120	N	262.49	1254430	10/06/17 E
PR20171004	6	10/04/17		FED/FICA TAX		600-050-2121	N	343.76	1254430	10/06/17 E
PR20171004	7	10/04/17		FED/FICA TAX		610-050-2120	N	232.30	1254430	10/06/17 E
PR20171004	8	10/04/17		FED/FICA TAX		610-050-2121	N	261.64	1254430	10/06/17 E
PR20171004	9	10/04/17		FED/FICA TAX		741-050-2120	N	74.01	1254430	10/06/17 E
PR20171004	10	10/04/17		FED/FICA TAX		741-050-2121	N	138.34	1254430	10/06/17 E
PR20171018	1	10/18/17		FED/FICA TAX		001-050-2120	N	2606.47	1254436	10/20/17 E
PR20171018	2	10/18/17		FED/FICA TAX		001-050-2121	N	3751.72	1254436	10/20/17 E

ACCOUNTS PAYABLE VENDOR ACTIVITY

INVOICE NO	LN	DATE	PO NO	REFERENCE	TRACK		1099	NET	CHECK	PD DATE
					CD	GL ACCOUNT				
1512 IRS USATAXPYMT										
PR20171018	3	10/18/17		FED/FICA TAX		110-050-2120	N	260.76	1254436	10/20/17 E
PR20171018	4	10/18/17		FED/FICA TAX		110-050-2121	N	472.94	1254436	10/20/17 E
PR20171018	5	10/18/17		FED/FICA TAX		600-050-2120	N	172.32	1254436	10/20/17 E
PR20171018	6	10/18/17		FED/FICA TAX		600-050-2121	N	234.58	1254436	10/20/17 E
PR20171018	7	10/18/17		FED/FICA TAX		610-050-2120	N	146.66	1254436	10/20/17 E
PR20171018	8	10/18/17		FED/FICA TAX		610-050-2121	N	159.00	1254436	10/20/17 E
PR20171018	9	10/18/17		FED/FICA TAX		741-050-2120	N	74.01	1254436	10/20/17 E
PR20171018	10	10/18/17		FED/FICA TAX		741-050-2121	N	138.34	1254436	10/20/17 E
PR20171101	1	11/01/17		FED/FICA TAX		001-050-2120	N	2659.57	1254438	11/03/17 E
PR20171101	2	11/01/17		FED/FICA TAX		001-050-2121	N	3821.88	1254438	11/03/17 E
PR20171101	3	11/01/17		FED/FICA TAX		110-050-2120	N	285.88	1254438	11/03/17 E
PR20171101	4	11/01/17		FED/FICA TAX		110-050-2121	N	494.18	1254438	11/03/17 E
PR20171101	5	11/01/17		FED/FICA TAX		600-050-2120	N	178.20	1254438	11/03/17 E
PR20171101	6	11/01/17		FED/FICA TAX		600-050-2121	N	240.96	1254438	11/03/17 E
PR20171101	7	11/01/17		FED/FICA TAX		610-050-2120	N	152.54	1254438	11/03/17 E
PR20171101	8	11/01/17		FED/FICA TAX		610-050-2121	N	165.38	1254438	11/03/17 E
PR20171101	9	11/01/17		FED/FICA TAX		741-050-2120	N	77.92	1254438	11/03/17 E
PR20171101	10	11/01/17		FED/FICA TAX		741-050-2121	N	142.58	1254438	11/03/17 E
PR20171115	1	11/15/17		FED/FICA TAX		001-050-2120	N	2644.28	1254444	11/17/17 E
PR20171115	2	11/15/17		FED/FICA TAX		001-050-2121	N	3783.40	1254444	11/17/17 E
PR20171115	3	11/15/17		FED/FICA TAX		110-050-2120	N	266.40	1254444	11/17/17 E
PR20171115	4	11/15/17		FED/FICA TAX		110-050-2121	N	475.50	1254444	11/17/17 E
PR20171115	5	11/15/17		FED/FICA TAX		600-050-2120	N	178.17	1254444	11/17/17 E
PR20171115	6	11/15/17		FED/FICA TAX		600-050-2121	N	242.58	1254444	11/17/17 E
PR20171115	7	11/15/17		FED/FICA TAX		610-050-2120	N	147.99	1254444	11/17/17 E
PR20171115	8	11/15/17		FED/FICA TAX		610-050-2121	N	160.44	1254444	11/17/17 E
PR20171115	9	11/15/17		FED/FICA TAX		741-050-2120	N	77.57	1254444	11/17/17 E
PR20171115	10	11/15/17		FED/FICA TAX		741-050-2121	N	142.20	1254444	11/17/17 E
PR20171129	1	11/29/17		FED/FICA TAX		001-050-2120	N	2629.43	1254446	12/01/17 E
PR20171129	2	11/29/17		FED/FICA TAX		001-050-2121	N	3766.10	1254446	12/01/17 E
PR20171129	3	11/29/17		FED/FICA TAX		110-050-2120	N	284.02	1254446	12/01/17 E
PR20171129	4	11/29/17		FED/FICA TAX		110-050-2121	N	498.90	1254446	12/01/17 E
PR20171129	5	11/29/17		FED/FICA TAX		600-050-2120	N	239.84	1254446	12/01/17 E
PR20171129	6	11/29/17		FED/FICA TAX		600-050-2121	N	331.94	1254446	12/01/17 E
PR20171129	7	11/29/17		FED/FICA TAX		610-050-2120	N	214.18	1254446	12/01/17 E
PR20171129	8	11/29/17		FED/FICA TAX		610-050-2121	N	256.36	1254446	12/01/17 E
PR20171129	9	11/29/17		FED/FICA TAX		741-050-2120	N	126.35	1254446	12/01/17 E
PR20171129	10	11/29/17		FED/FICA TAX		741-050-2121	N	208.64	1254446	12/01/17 E
PR20171130	1	11/30/17		FED/FICA TAX		001-050-2120	N	87.76	1254448	12/05/17 E
PR20171130	2	11/30/17		FED/FICA TAX		001-050-2121	N	2720.04	1254448	12/05/17 E
PR20171213	1	12/13/17		FED/FICA TAX		001-050-2120	N	2685.56	1254449	12/15/17 E
PR20171213	2	12/13/17		FED/FICA TAX		001-050-2121	N	3745.68	1254449	12/15/17 E
PR20171213	3	12/13/17		FED/FICA TAX		110-050-2120	N	311.65	1254449	12/15/17 E
PR20171213	4	12/13/17		FED/FICA TAX		110-050-2121	N	508.26	1254449	12/15/17 E
PR20171213	5	12/13/17		FED/FICA TAX		600-050-2120	N	199.96	1254449	12/15/17 E
PR20171213	6	12/13/17		FED/FICA TAX		600-050-2121	N	243.08	1254449	12/15/17 E
PR20171213	7	12/13/17		FED/FICA TAX		610-050-2120	N	155.55	1254449	12/15/17 E
PR20171213	8	12/13/17		FED/FICA TAX		610-050-2121	N	148.04	1254449	12/15/17 E
PR20171213	9	12/13/17		FED/FICA TAX		741-050-2120	N	50.88	1254449	12/15/17 E
PR20171213	10	12/13/17		FED/FICA TAX		741-050-2121	N	93.02	1254449	12/15/17 E
PR20171218	1	12/18/17		FED/FICA TAX		001-050-2121	N	713.04	1254450	12/20/17 E
PR20171227	1	12/27/17		FED/FICA TAX		001-050-2120	N	2642.90	1254454	12/29/17 E
PR20171227	2	12/27/17		FED/FICA TAX		001-050-2121	N	3714.52	1254454	12/29/17 E

# ACCOUNTS PAYABLE VENDOR ACTIVITY

INVOICE NO	LN	DATE	PO NO	REFERENCE	TRACK		1099	NET	CHECK	PD DATE
					CD	GL ACCOUNT				
1512 IRS USATAXPYMT										
PR20171227	3	12/27/17		FED/FICA TAX		110-050-2120	N	165.57	1254454	12/29/17 E
PR20171227	4	12/27/17		FED/FICA TAX		110-050-2121	N	356.04	1254454	12/29/17 E
PR20171227	5	12/27/17		FED/FICA TAX		600-050-2120	N	225.13	1254454	12/29/17 E
PR20171227	6	12/27/17		FED/FICA TAX		600-050-2121	N	272.92	1254454	12/29/17 E
PR20171227	7	12/27/17		FED/FICA TAX		610-050-2120	N	194.94	1254454	12/29/17 E
PR20171227	8	12/27/17		FED/FICA TAX		610-050-2121	N	190.76	1254454	12/29/17 E
PR20171227	9	12/27/17		FED/FICA TAX		741-050-2120	N	50.86	1254454	12/29/17 E
PR20171227	10	12/27/17		FED/FICA TAX		741-050-2121	N	93.02	1254454	12/29/17 E
PR20180110	1	1/10/18		FED/FICA TAX		001-050-2120	N	2565.67	1254457	1/12/18 E
PR20180110	2	1/10/18		FED/FICA TAX		001-050-2121	N	3649.24	1254457	1/12/18 E
PR20180110	3	1/10/18		FED/FICA TAX		110-050-2120	N	446.22	1254457	1/12/18 E
PR20180110	4	1/10/18		FED/FICA TAX		110-050-2121	N	745.42	1254457	1/12/18 E
PR20180110	5	1/10/18		FED/FICA TAX		600-050-2120	N	263.37	1254457	1/12/18 E
PR20180110	6	1/10/18		FED/FICA TAX		600-050-2121	N	314.20	1254457	1/12/18 E
PR20180110	7	1/10/18		FED/FICA TAX		610-050-2120	N	208.37	1254457	1/12/18 E
PR20180110	8	1/10/18		FED/FICA TAX		610-050-2121	N	205.36	1254457	1/12/18 E
PR20180110	9	1/10/18		FED/FICA TAX		741-050-2120	N	51.53	1254457	1/12/18 E
PR20180110	10	1/10/18		FED/FICA TAX		741-050-2121	N	93.84	1254457	1/12/18 E
PR20180124	1	1/24/18		FED/FICA TAX		001-050-2120	N	2160.28	1254464	1/26/18 E
PR20180124	2	1/24/18		FED/FICA TAX		001-050-2121	N	3756.86	1254464	1/26/18 E
PR20180124	3	1/24/18		FED/FICA TAX		110-050-2120	N	296.53	1254464	1/26/18 E
PR20180124	4	1/24/18		FED/FICA TAX		110-050-2121	N	618.18	1254464	1/26/18 E
PR20180124	5	1/24/18		FED/FICA TAX		600-050-2120	N	213.68	1254464	1/26/18 E
PR20180124	6	1/24/18		FED/FICA TAX		600-050-2121	N	296.62	1254464	1/26/18 E
PR20180124	7	1/24/18		FED/FICA TAX		610-050-2120	N	186.65	1254464	1/26/18 E
PR20180124	8	1/24/18		FED/FICA TAX		610-050-2121	N	211.52	1254464	1/26/18 E
PR20180124	9	1/24/18		FED/FICA TAX		741-050-2120	N	53.59	1254464	1/26/18 E
PR20180124	10	1/24/18		FED/FICA TAX		741-050-2121	N	110.20	1254464	1/26/18 E
PR20180207	1	2/07/18		FED/FICA TAX		001-050-2120	N	2107.56	1254471	2/09/18 E
PR20180207	2	2/07/18		FED/FICA TAX		001-050-2121	N	3621.30	1254471	2/09/18 E
PR20180207	3	2/07/18		FED/FICA TAX		110-050-2120	N	257.31	1254471	2/09/18 E
PR20180207	4	2/07/18		FED/FICA TAX		110-050-2121	N	570.72	1254471	2/09/18 E
PR20180207	5	2/07/18		FED/FICA TAX		600-050-2120	N	205.13	1254471	2/09/18 E
PR20180207	6	2/07/18		FED/FICA TAX		600-050-2121	N	283.92	1254471	2/09/18 E
PR20180207	7	2/07/18		FED/FICA TAX		610-050-2120	N	182.12	1254471	2/09/18 E
PR20180207	8	2/07/18		FED/FICA TAX		610-050-2121	N	205.36	1254471	2/09/18 E
PR20180207	9	2/07/18		FED/FICA TAX		741-050-2120	N	41.48	1254471	2/09/18 E
PR20180207	10	2/07/18		FED/FICA TAX		741-050-2121	N	93.84	1254471	2/09/18 E
PR20180221	1	2/21/18		FED/FICA TAX		001-050-2120	N	2130.76	1254480	2/23/18 E
PR20180221	2	2/21/18		FED/FICA TAX		001-050-2121	N	3704.32	1254480	2/23/18 E
PR20180221	3	2/21/18		FED/FICA TAX		110-050-2120	N	427.58	1254480	2/23/18 E
PR20180221	4	2/21/18		FED/FICA TAX		110-050-2121	N	877.02	1254480	2/23/18 E
PR20180221	5	2/21/18		FED/FICA TAX		600-050-2120	N	247.66	1254480	2/23/18 E
PR20180221	6	2/21/18		FED/FICA TAX		600-050-2121	N	355.12	1254480	2/23/18 E
PR20180221	7	2/21/18		FED/FICA TAX		610-050-2120	N	202.38	1254480	2/23/18 E
PR20180221	8	2/21/18		FED/FICA TAX		610-050-2121	N	244.66	1254480	2/23/18 E
PR20180221	9	2/21/18		FED/FICA TAX		741-050-2120	N	58.57	1254480	2/23/18 E
PR20180221	10	2/21/18		FED/FICA TAX		741-050-2121	N	116.94	1254480	2/23/18 E
PR20180307	1	3/07/18		FED/FICA TAX		001-050-2120	N	2144.74	1254498	3/09/18 E
PR20180307	2	3/07/18		FED/FICA TAX		001-050-2121	N	3709.02	1254498	3/09/18 E
PR20180307	3	3/07/18		FED/FICA TAX		110-050-2120	N	364.94	1254498	3/09/18 E
PR20180307	4	3/07/18		FED/FICA TAX		110-050-2121	N	766.56	1254498	3/09/18 E
PR20180307	5	3/07/18		FED/FICA TAX		600-050-2120	N	228.68	1254498	3/09/18 E

7/01/2017 THRU 6/30/2018

INVOICE NO	LN	DATE	PO NO	REFERENCE	TRACK		1099	NET	CHECK	PD DATE
					CD	GL ACCOUNT				
				1512 IRS USATAXPYMT						
PR20180307	6	3/07/18		FED/FICA TAX		600-050-2121	N	330.72	1254498	3/09/18 E
PR20180307	7	3/07/18		FED/FICA TAX		610-050-2120	N	200.64	1254498	3/09/18 E
PR20180307	8	3/07/18		FED/FICA TAX		610-050-2121	N	243.94	1254498	3/09/18 E
PR20180307	9	3/07/18		FED/FICA TAX		741-050-2120	N	43.61	1254498	3/09/18 E
PR20180307	10	3/07/18		FED/FICA TAX		741-050-2121	N	96.68	1254498	3/09/18 E
PR20180321	1	3/21/18		FED/FICA TAX		001-050-2120	N	2172.11	1254510	3/23/18 E
PR20180321	2	3/21/18		FED/FICA TAX		001-050-2121	N	3760.72	1254510	3/23/18 E
PR20180321	3	3/21/18		FED/FICA TAX		110-050-2120	N	356.72	1254510	3/23/18 E
PR20180321	4	3/21/18		FED/FICA TAX		110-050-2121	N	749.38	1254510	3/23/18 E
PR20180321	5	3/21/18		FED/FICA TAX		600-050-2120	N	231.78	1254510	3/23/18 E
PR20180321	6	3/21/18		FED/FICA TAX		600-050-2121	N	334.98	1254510	3/23/18 E
PR20180321	7	3/21/18		FED/FICA TAX		610-050-2120	N	202.77	1254510	3/23/18 E
PR20180321	8	3/21/18		FED/FICA TAX		610-050-2121	N	246.86	1254510	3/23/18 E
PR20180321	9	3/21/18		FED/FICA TAX		741-050-2120	N	49.31	1254510	3/23/18 E
PR20180321	10	3/21/18		FED/FICA TAX		741-050-2121	N	104.40	1254510	3/23/18 E
PR20180404	1	4/04/18		FED/FICA TAX		001-050-2120	N	2134.24	1254522	4/06/18 E
PR20180404	2	4/04/18		FED/FICA TAX		001-050-2121	N	3679.58	1254522	4/06/18 E
PR20180404	3	4/04/18		FED/FICA TAX		110-050-2120	N	346.81	1254522	4/06/18 E
PR20180404	4	4/04/18		FED/FICA TAX		110-050-2121	N	734.36	1254522	4/06/18 E
PR20180404	5	4/04/18		FED/FICA TAX		600-050-2120	N	226.43	1254522	4/06/18 E
PR20180404	6	4/04/18		FED/FICA TAX		600-050-2121	N	326.62	1254522	4/06/18 E
PR20180404	7	4/04/18		FED/FICA TAX		610-050-2120	N	201.44	1254522	4/06/18 E
PR20180404	8	4/04/18		FED/FICA TAX		610-050-2121	N	245.04	1254522	4/06/18 E
PR20180404	9	4/04/18		FED/FICA TAX		741-050-2120	N	45.75	1254522	4/06/18 E
PR20180404	10	4/04/18		FED/FICA TAX		741-050-2121	N	99.56	1254522	4/06/18 E
PR20180418	1	4/18/18		FED/FICA TAX		001-050-2120	N	2163.35	1254539	4/20/18 E
PR20180418	2	4/18/18		FED/FICA TAX		001-050-2121	N	3787.00	1254539	4/20/18 E
PR20180418	3	4/18/18		FED/FICA TAX		110-050-2120	N	368.78	1254539	4/20/18 E
PR20180418	4	4/18/18		FED/FICA TAX		110-050-2121	N	765.74	1254539	4/20/18 E
PR20180418	5	4/18/18		FED/FICA TAX		600-050-2120	N	228.31	1254539	4/20/18 E
PR20180418	6	4/18/18		FED/FICA TAX		600-050-2121	N	330.26	1254539	4/20/18 E
PR20180418	7	4/18/18		FED/FICA TAX		610-050-2120	N	199.30	1254539	4/20/18 E
PR20180418	8	4/18/18		FED/FICA TAX		610-050-2121	N	242.14	1254539	4/20/18 E
PR20180418	9	4/18/18		FED/FICA TAX		741-050-2120	N	40.06	1254539	4/20/18 E
PR20180418	10	4/18/18		FED/FICA TAX		741-050-2121	N	91.86	1254539	4/20/18 E
PR20180502	1	5/02/18		FED/FICA TAX		001-050-2120	N	2166.59	1254551	5/04/18 E
PR20180502	2	5/02/18		FED/FICA TAX		001-050-2121	N	3752.84	1254551	5/04/18 E
PR20180502	3	5/02/18		FED/FICA TAX		110-050-2120	N	339.79	1254551	5/04/18 E
PR20180502	4	5/02/18		FED/FICA TAX		110-050-2121	N	724.80	1254551	5/04/18 E
PR20180502	5	5/02/18		FED/FICA TAX		600-050-2120	N	224.29	1254551	5/04/18 E
PR20180502	6	5/02/18		FED/FICA TAX		600-050-2121	N	323.72	1254551	5/04/18 E
PR20180502	7	5/02/18		FED/FICA TAX		610-050-2120	N	199.30	1254551	5/04/18 E
PR20180502	8	5/02/18		FED/FICA TAX		610-050-2121	N	242.14	1254551	5/04/18 E
PR20180502	9	5/02/18		FED/FICA TAX		741-050-2120	N	40.06	1254551	5/04/18 E
PR20180502	10	5/02/18		FED/FICA TAX		741-050-2121	N	91.86	1254551	5/04/18 E
PR20180516	1	5/16/18		FED/FICA TAX		001-050-2120	N	2247.50	1254561	5/18/18 E
PR20180516	2	5/16/18		FED/FICA TAX		001-050-2121	N	3869.86	1254561	5/18/18 E
PR20180516	3	5/16/18		FED/FICA TAX		110-050-2120	N	381.51	1254561	5/18/18 E
PR20180516	4	5/16/18		FED/FICA TAX		110-050-2121	N	776.38	1254561	5/18/18 E
PR20180516	5	5/16/18		FED/FICA TAX		600-050-2120	N	226.64	1254561	5/18/18 E
PR20180516	6	5/16/18		FED/FICA TAX		600-050-2121	N	326.90	1254561	5/18/18 E
PR20180516	7	5/16/18		FED/FICA TAX		610-050-2120	N	201.66	1254561	5/18/18 E
PR20180516	8	5/16/18		FED/FICA TAX		610-050-2121	N	245.32	1254561	5/18/18 E

# ACCOUNTS PAYABLE VENDOR ACTIVITY

INVOICE NO	LN	DATE	PO NO	REFERENCE	TRACK		1099	NET	CHECK	PD DATE
					CD	GL ACCOUNT				
1512 IRS USATAXPYMT										
PR20180516	9	5/16/18		FED/FICA TAX	741-050-2120	N	40.06	1254561	5/18/18 E	
PR20180516	10	5/16/18		FED/FICA TAX	741-050-2121	N	91.86	1254561	5/18/18 E	
PR20180530	1	5/30/18		FED/FICA TAX	001-050-2120	N	2254.32	1254571	6/01/18 E	
PR20180530	2	5/30/18		FED/FICA TAX	001-050-2121	N	3810.42	1254571	6/01/18 E	
PR20180530	3	5/30/18		FED/FICA TAX	110-050-2120	N	402.91	1254571	6/01/18 E	
PR20180530	4	5/30/18		FED/FICA TAX	110-050-2121	N	806.96	1254571	6/01/18 E	
PR20180530	5	5/30/18		FED/FICA TAX	600-050-2120	N	246.65	1254571	6/01/18 E	
PR20180530	6	5/30/18		FED/FICA TAX	600-050-2121	N	354.06	1254571	6/01/18 E	
PR20180530	7	5/30/18		FED/FICA TAX	610-050-2120	N	221.67	1254571	6/01/18 E	
PR20180530	8	5/30/18		FED/FICA TAX	610-050-2121	N	272.44	1254571	6/01/18 E	
PR20180530	9	5/30/18		FED/FICA TAX	741-050-2120	N	40.06	1254571	6/01/18 E	
PR20180530	10	5/30/18		FED/FICA TAX	741-050-2121	N	91.86	1254571	6/01/18 E	
PR20180531	1	5/31/18		FED/FICA TAX	001-050-2121	N	2246.76	1254579	6/05/18 E	
PR20180613	1	6/13/18		FED/FICA TAX	001-050-2120	N	2522.73	1254586	6/15/18 E	
PR20180613	2	6/13/18		FED/FICA TAX	001-050-2121	N	4304.44	1254586	6/15/18 E	
PR20180613	3	6/13/18		FED/FICA TAX	110-050-2120	N	447.75	1254586	6/15/18 E	
PR20180613	4	6/13/18		FED/FICA TAX	110-050-2121	N	857.58	1254586	6/15/18 E	
PR20180613	5	6/13/18		FED/FICA TAX	600-050-2120	N	243.53	1254586	6/15/18 E	
PR20180613	6	6/13/18		FED/FICA TAX	600-050-2121	N	348.06	1254586	6/15/18 E	
PR20180613	7	6/13/18		FED/FICA TAX	610-050-2120	N	206.38	1254586	6/15/18 E	
PR20180613	8	6/13/18		FED/FICA TAX	610-050-2121	N	250.12	1254586	6/15/18 E	
PR20180613	9	6/13/18		FED/FICA TAX	741-050-2120	N	55.71	1254586	6/15/18 E	
PR20180613	10	6/13/18		FED/FICA TAX	741-050-2121	N	113.06	1254586	6/15/18 E	
PR20180627	1	6/27/18		FED/FICA TAX	001-050-2120	N	2461.59	1254597	6/29/18 E	
PR20180627	2	6/27/18		FED/FICA TAX	001-050-2121	N	4255.62	1254597	6/29/18 E	
PR20180627	3	6/27/18		FED/FICA TAX	110-050-2120	N	551.05	1254597	6/29/18 E	
PR20180627	4	6/27/18		FED/FICA TAX	110-050-2121	N	1006.14	1254597	6/29/18 E	
PR20180627	5	6/27/18		FED/FICA TAX	600-050-2120	N	283.06	1254597	6/29/18 E	
PR20180627	6	6/27/18		FED/FICA TAX	600-050-2121	N	403.18	1254597	6/29/18 E	
PR20180627	7	6/27/18		FED/FICA TAX	610-050-2120	N	231.18	1254597	6/29/18 E	
PR20180627	8	6/27/18		FED/FICA TAX	610-050-2121	N	283.92	1254597	6/29/18 E	
PR20180627	9	6/27/18		FED/FICA TAX	741-050-2120	N	52.42	1254597	6/29/18 E	
PR20180627	10	6/27/18		FED/FICA TAX	741-050-2121	N	108.24	1254597	6/29/18 E	
IRS USATAXPYMT							226410.46			
1313 ISWEP										
BAILEY	1	11/07/17		STORMWATER SUMMIT-BBAILEY	741-865-6230		100.00	51821	11/07/17	
18	1	2/06/18		2017 MEMBERSHIP JAN-AUG	741-865-6210		1233.34	52304	2/06/18	
ISWEP							1333.34			
1798 IVCCD										
6151	1	10/03/17		EMT CLASS-CORDERO	001-160-6230		1299.00	51683	10/03/17	
6157	1	10/03/17		EMT CLASS-COX	001-160-6230		1299.00	51683	10/03/17	
IVCCD							2598.00			
2024 J & K CONTRACTING										
	1	9/06/17		WOLF CRK SEWER EXTENSION-FINAL	610-818-6780		5872.94	51595	9/06/17	
J & K CONTRACTING							5872.94			

## ACCOUNTS PAYABLE VENDOR ACTIVITY

INVOICE NO	LN	DATE	PO NO	REFERENCE	TRACK		1099	NET	CHECK	PD DATE
					CD	GL ACCOUNT				
				1944 J PETTIECORD						
42000	1	2/06/18		CLEAR DRAINAGE DITCH-TREES HWY 65 TO 6TH CT SE		741-865-6499		8500.00	52305	2/06/18
				J PETTIECORD				8500.00		
				1429 JC CROSS						
53419	1	10/17/17		MOTOR LUBRICANT-MOSQ SPRAYER		001-350-6350		113.45	51753	10/17/17
53419	2	10/17/17		MOTOR LUBRICANT-TRAIL BLOWER		001-430-6350		113.44	51753	10/17/17
				JC CROSS				226.89		
				2078 KADETH						
4677	1	1/03/18		PROJECTOR RESEARCH		001-410-6725		165.00	52160	1/03/18
4703	1	1/03/18		INSTALL PROJECTOR		001-410-6725		540.00	52160	1/03/18
4731	1	1/03/18		INSTALL APPLE TV		001-410-6725		292.50	52160	1/03/18
4759	1	1/03/18		PROJECTOR MOUNTING BRACKET		001-410-6725		17.91	52160	1/03/18
4773	1	4/17/18		ONSITE MEETING-IT NEEDS		001-410-6419		265.00	52603	4/17/18
4803	1	6/05/18		INTERNET USE POLICY;ADOBE SETU DVD PLAYER;WIRELESS USER STATS PC RESERVATION-LOCKED CARDS		001-410-6419		565.00	52812	6/05/18
4836	1	6/05/18		PROJECTOR/SOUND REPAIR;ENVISIO		001-410-6419		220.00	52812	6/05/18
				KADETH				2065.41		
				849 KARL CHEVROLET, INC.						
447937	1	6/05/18		BUS KEY-DRIVERS SIDE DOOR		001-160-6507		31.57	52813	6/05/18
				KARL CHEVROLET, INC.				31.57		
				2096 KARL EMERGENCY						
573248	1	4/17/18		VEHICLE REPAIR-TAIL LIGHT-4125		001-150-6331		181.53	52604	4/17/18
				KARL EMERGENCY				181.53		
				2098 KAT						
SI-127292	1	4/20/18		TREES		169-430-6504		1875.00	52630	4/20/18
SI-127292	2	4/20/18		TREES		172-430-6504		2150.00	52630	4/20/18
				KAT				4025.00		
				641 KEEP IOWA BEAUTIFUL						
05012018	1	5/22/18		SPONSORSHIP		001-430-6210		100.00	52769	5/22/18
				KEEP IOWA BEAUTIFUL				100.00		
				1167 KEY						
10315 617	1	7/25/17		FUEL		001-150-6331		322.33	51375	7/25/17
10315 617	2	7/25/17		FUEL		001-160-6331		322.33	51375	7/25/17
10315 617	3	7/25/17		FUEL		600-811-6331		132.18	51375	7/25/17
10315 617	4	7/25/17		FUEL		610-816-6331		71.38	51375	7/25/17
10315 617	5	7/25/17		FUEL		110-210-6331		613.10	51375	7/25/17
10315 617	6	7/25/17		FUEL		001-430-6331		275.41	51375	7/25/17
10315 617	7	7/25/17		FUEL		741-865-6331		99.68	51375	7/25/17



7/01/2017 THRU 6/30/2018

INVOICE NO	LN	DATE	PO NO	REFERENCE	TRACK		1099	NET	CHECK	PD DATE
					CD	GL ACCOUNT				
1167 KEY										
10315 617	8	7/25/17		FUEL		001-350-6507		15.00	51375	7/25/17
10315 717	1	8/22/17		FUEL		001-150-6331		279.73	51510	8/22/17
10315 717	2	8/22/17		FUEL		001-160-6331		279.73	51510	8/22/17
10315 717	3	8/22/17		FUEL		600-811-6331		145.75	51510	8/22/17
10315 717	4	8/22/17		FUEL		610-816-6331		71.45	51510	8/22/17
10315 717	5	8/22/17		FUEL		110-210-6331		644.46	51510	8/22/17
10315 717	6	8/22/17		FUEL		001-430-6331		270.82	51510	8/22/17
10315 717	7	8/22/17		FUEL		741-865-6331		58.31	51510	8/22/17
10315 717	8	8/22/17		FUEL-LAGOON MOWING		610-816-6331		34.49	51510	8/22/17
10315 717	9	8/22/17		FUEL		001-350-6507		12.14	51510	8/22/17
103115 817	1	9/19/17		FUEL		001-150-6331		313.38	51638	9/19/17
103115 817	2	9/19/17		FUEL		001-160-6331		313.38	51638	9/19/17
103115 817	3	9/19/17		FUEL		600-811-6331		189.38	51638	9/19/17
103115 817	4	9/19/17		FUEL		610-816-6331		119.38	51638	9/19/17
103115 817	5	9/19/17		FUEL		110-210-6331		635.40	51638	9/19/17
103115 817	6	9/19/17		FUEL		001-430-6331		298.83	51638	9/19/17
103115 817	7	9/19/17		FUEL		741-865-6331		89.61	51638	9/19/17
103115 817	8	9/19/17		FUEL		001-350-6507		25.97	51638	9/19/17
103115 817	9	9/19/17		FUEL		610-816-6331		13.42	51638	9/19/17
10315 917	1	10/17/17		FUEL		001-150-6331		177.70	51754	10/17/17
10315 917	2	10/17/17		FUEL		001-160-6331		177.70	51754	10/17/17
10315 917	3	10/17/17		FUEL		600-811-6331		214.05	51754	10/17/17
10315 917	4	10/17/17		FUEL		610-816-6331		186.45	51754	10/17/17
10315 917	5	10/17/17		FUEL		110-210-6331		499.35	51754	10/17/17
10315 917	6	10/17/17		FUEL		001-430-6331		150.90	51754	10/17/17
10315 917	7	10/17/17		FUEL		741-865-6331		32.18	51754	10/17/17
10315 917	8	10/17/17		FUEL		001-350-6507		5.23	51754	10/17/17
10315 1017	1	11/07/17		FUEL		001-150-6331		443.85	51822	11/07/17
10315 1017	2	11/07/17		FUEL		001-160-6331		443.85	51822	11/07/17
10315 1017	3	11/07/17		FUEL		600-811-6331		158.45	51822	11/07/17
10315 1017	4	11/07/17		FUEL		610-816-6331		87.25	51822	11/07/17
10315 1017	5	11/07/17		FUEL		110-210-6331		651.72	51822	11/07/17
10315 1017	6	11/07/17		FUEL		001-430-6331		159.17	51822	11/07/17
10315 1017	7	11/07/17		FUEL		741-865-6331		89.00	51822	11/07/17
10315 1117	1	12/19/17		FUEL		001-150-6331		307.19	52089	12/19/17
10315 1117	2	12/19/17		FUEL		001-160-6331		307.19	52089	12/19/17
10315 1117	3	12/19/17		FUEL		600-811-6331		153.96	52089	12/19/17
10315 1117	4	12/19/17		FUEL		610-816-6331		31.16	52089	12/19/17
10315 1117	5	12/19/17		FUEL		110-210-6331		397.86	52089	12/19/17
10315 1117	6	12/19/17		FUEL		001-430-6331		188.98	52089	12/19/17
10315 1117	7	12/19/17		FUEL		741-865-6331		99.90	52089	12/19/17
10315 1217	1	1/16/18		FUEL		001-150-6331		345.99	52242	1/16/18
10315 1217	2	1/16/18		FUEL		001-160-6331		345.99	52242	1/16/18
10315 1217	3	1/16/18		FUEL		600-811-6331		128.10	52242	1/16/18
10315 1217	4	1/16/18		FUEL		610-816-6331		38.50	52242	1/16/18
10315 1217	5	1/16/18		FUEL		110-210-6331		328.75	52242	1/16/18
10315 1217	6	1/16/18		FUEL		001-430-6331		78.21	52242	1/16/18
10315 1217	7	1/16/18		FUEL		741-865-6331		55.81	52242	1/16/18
10315 118	1	2/21/18		FUEL		001-150-6331		309.29	52368	2/21/18
10315 118	2	2/21/18		FUEL		001-160-6331		309.29	52368	2/21/18
10315 118	3	2/21/18		FUEL		600-811-6331		110.25	52368	2/21/18
10315 118	4	2/21/18		FUEL		610-816-6331		43.05	52368	2/21/18
10315 118	5	2/21/18		FUEL		110-210-6331		1058.50	52368	2/21/18

# ACCOUNTS PAYABLE VENDOR ACTIVITY

INVOICE NO	LN	DATE	PO NO	REFERENCE	TRACK		1099	NET	CHECK	PD DATE
					CD	GL ACCOUNT				
		1167 KEY								
10315 118	6	2/21/18		FUEL		001-430-6331		101.03	52368	2/21/18
10315 118	7	2/21/18		FUEL		741-865-6331		84.22	52368	2/21/18
10315 218	1	3/20/18		FUEL		001-150-6331		159.11	52488	3/20/18
10315 218	2	3/20/18		FUEL		001-160-6331		159.11	52488	3/20/18
10315 218	3	3/20/18		FUEL		600-811-6331		167.55	52488	3/20/18
10315 218	4	3/20/18		FUEL		610-816-6331		66.75	52488	3/20/18
10315 218	5	3/20/18		FUEL		110-210-6331		1477.17	52488	3/20/18
10315 218	6	3/20/18		FUEL		001-430-6331		145.19	52488	3/20/18
10315 218	7	3/20/18		FUEL		741-865-6331		50.15	52488	3/20/18
10315 218	8	3/20/18		FUEL		001-621-6240		28.99	52488	3/20/18
174052	1	4/03/18		DIESEL EXHAUST FLUID		110-210-6331		112.75	52532	4/03/18
10315 318	1	4/17/18		FUEL		001-150-6331		148.33	52605	4/17/18
10315 318	2	4/17/18		FUEL		001-160-6331		148.33	52605	4/17/18
10315 318	3	4/17/18		FUEL		600-811-6331		167.42	52605	4/17/18
10315 318	4	4/17/18		FUEL		610-816-6331		89.02	52605	4/17/18
10315 318	5	4/17/18		FUEL		110-210-6331		723.97	52605	4/17/18
10315 318	6	4/17/18		FUEL		001-430-6331		161.80	52605	4/17/18
10315 318	7	4/17/18		FUEL		741-865-6331		119.68	52605	4/17/18
10315 418	1	5/08/18		FUEL		001-150-6331		240.91	52673	5/08/18
10315 418	2	5/08/18		FUEL		001-160-6331		240.91	52673	5/08/18
10315 418	3	5/08/18		FUEL		600-811-6331		180.80	52673	5/08/18
10315 418	4	5/08/18		FUEL		610-816-6331		80.40	52673	5/08/18
10315 418	5	5/08/18		FUEL		110-210-6331		869.45	52673	5/08/18
10315 418	6	5/08/18		FUEL		001-430-6331		130.67	52673	5/08/18
10315 418	7	5/08/18		FUEL		741-865-6331		90.56	52673	5/08/18
10315 518	1	6/19/18		FUEL		001-150-6331		254.77	52940	6/19/18
10315 518	2	6/19/18		FUEL		001-160-6331		254.77	52940	6/19/18
10315 518	3	6/19/18		FUEL		600-811-6331		264.25	52940	6/19/18
10315 518	4	6/19/18		FUEL		610-816-6331		130.51	52940	6/19/18
10315 518	5	6/19/18		FUEL		110-210-6331		1116.67	52940	6/19/18
10315 518	6	6/19/18		FUEL		001-430-6331		307.48	52940	6/19/18
10315 518	7	6/19/18		FUEL		741-865-6331		35.69	52940	6/19/18
10315 518	8	6/19/18		FUEL		001-621-6240		17.98	52940	6/19/18

KEY

22088.25

## 251 KEYSTONE LAB

A04836	1	7/11/17		COLIFORM SAMPLES		600-811-6389		75.00	51287	7/11/17
A06300	1	8/22/17		COLIFORM SAMPLES		600-811-6389		150.00	51511	8/22/17
A07074	1	10/03/17		COLIFORM SAMPLES		600-811-6389		295.00	51684	10/03/17
A07952	1	11/07/17		COLIFORM SAMPLES		600-811-6389		75.00	51823	11/07/17
A08957	1	11/21/17		COLIFORM SAMPLES		600-811-6389		75.00	51908	11/21/17
A09754	1	1/03/18		COLIFORM SAMPLES		600-811-6389		295.00	52161	1/03/18
B00144	1	2/05/18		COLIFORM SAMPLES		600-811-6389		75.00	52306	2/06/18
B00856	1	3/06/18		COLIFORM SAMPLES		600-811-6389		75.00	52423	3/06/18
B01608	1	3/20/18		COLIFORM SAMPLES		600-811-6389		295.00	52489	3/20/18
B02416	1	4/17/18		COLIFORM SAMPLES		600-811-6389		75.00	52606	4/17/18
B04330	1	6/19/18		COLIFORM SAMPLES		600-811-6389		295.00	52941	6/19/18

KEYSTONE LAB

1780.00

## 2093 KLC CONSTRUCTION

57	1	4/03/18		EAGLE PARK CLEANUP-REMOV SCRUB		335-430-6800		12750.00	52533	4/03/18
----	---	---------	--	--------------------------------	--	--------------	--	----------	-------	---------

# ACCOUNTS PAYABLE VENDOR ACTIVITY

INVOICE NO	LN	DATE	PO NO	REFERENCE	TRACK CD GL ACCOUNT	1099	NET	CHECK	PD DATE
1557	2	4/03/18		TREES, CONCRETE DEBRIS EAGLE PARK CLEANUP-REMV SCRUB TREES, CONCRETE DEBRIS	741-865-6499		11000.00	52533	4/03/18
				KLC CONSTRUCTION			23750.00		
				1995 KLINKER-FELD MICHELL					
03873690	1	7/11/17		MICHAELS-STICKERS	001-410-6599		7.63	51288	7/11/17
07112017	1	8/08/17		MILEAGE REIMB	001-410-6240		51.36	51434	8/08/17
10232017	1	11/07/17		MILEAGE REIMB 8/8-10/23/17	001-410-6240		32.10	51824	11/07/17
10232017	2	11/07/17		MICHAELS-SUPPLIES	001-410-6599		13.73	51824	11/07/17
10232017	3	11/07/17		MICHAELS-SUPPLIES	001-410-6599		38.50	51824	11/07/17
14202018	1	5/08/18		MENARDS-DRAIN VALVES; ADAPTERS	001-410-6599		67.84	52674	5/08/18
14202018	2	5/08/18		MICHAELS-BRUSH SETS	001-410-6599		12.72	52674	5/08/18
				KLINKER-FELD MICHELL			223.88		
				1340 KONICA MINOLTA					
46215648	1	7/25/17		COPIER	001-621-6499		319.39	51376	7/25/17
46215648	2	7/25/17		COPIER	001-650-6499		319.39	51376	7/25/17
46215648	3	7/25/17		COPIER	600-812-6499		159.75	51376	7/25/17
46215648	4	7/25/17		COPIER	610-817-6499		159.75	51376	7/25/17
003804127	1	9/01/17		COPIER	001-150-6499		91.03	51570	9/06/17
003804127	2	9/01/17		COPIER	001-160-6499		91.02	51570	9/06/17
47718796	1	10/17/17		COPIER	001-621-6499		295.35	51755	10/17/17
47718796	2	10/17/17		COPIER	001-650-6499		295.35	51755	10/17/17
47718796	3	10/17/17		COPIER	600-812-6499		147.72	51755	10/17/17
47718796	4	10/17/17		COPIER	610-817-6499		147.73	51755	10/17/17
004073405	1	12/05/17		COPIER	001-150-6499		92.56	51973	12/05/17
004073405	2	12/05/17		COPIER	001-160-6499		92.55	51973	12/05/17
49354968	1	1/16/18		COPIER	001-621-6499		285.98	52243	1/16/18
49354968	2	1/16/18		COPIER	001-650-6499		285.98	52243	1/16/18
49354968	3	1/16/18		COPIER	600-812-6499		143.04	52243	1/16/18
49354968	4	1/16/18		COPIER	610-817-6499		143.04	52243	1/16/18
004346205	1	3/06/18		COPIER	001-150-6499		84.60	52424	3/06/18
004346205	2	3/06/18		COPIER	001-160-6499		84.60	52424	3/06/18
50938397	1	4/17/18		COPIER	001-621-6499		312.32	52607	4/17/18
50938397	2	4/17/18		COPIER	001-650-6499		312.32	52607	4/17/18
50938397	3	4/17/18		COPIER	600-812-6499		156.16	52607	4/17/18
50938397	4	4/17/18		COPIER	610-817-6499		156.16	52607	4/17/18
50938397	5	4/17/18		COLOR COPIES-CERTIFIED SITE	001-520-6580		19.98	52607	4/17/18
004625113	1	6/05/18		COPIER	001-150-6499		77.86	52814	6/05/18
004625113	2	6/05/18		COPIER	001-160-6499		77.86	52814	6/05/18
				KONICA MINOLTA			4351.49		
				2041 KRISTOFF ZACHARY					
324029749	1	9/06/17		TEXTBOOK-EMT CLASS	001-160-6250		262.35	51571	9/06/17
1122017	1	1/03/18		DMACC-EMS PRACTICAL	001-160-6250		125.00	52162	1/03/18
				KRISTOFF ZACHARY			387.35		
				1891 KRUGER BLAKE					
1112017	1	11/21/17		REFEREE 11/11/17 6GMS	001-430-6598	M	150.00	51909	11/21/17

ACCOUNTS PAYABLE VENDOR ACTIVITY

INVOICE NO	LN	DATE	PO NO	REFERENCE	TRACK		1099	NET	CHECK	PD DATE
					CD	GL ACCOUNT				
				1891 KRUGER BLAKE						
11182017	1	12/05/17		BASKETBALL REFEREE 11/18 5GMS		001-430-6598	M	125.00	51974	12/05/17
12092017	1	12/19/17		BASKETBALL REFEREE 12/9 7GM		001-430-6598	M	175.00	52090	12/19/17
				KRUGER BLAKE				450.00		
				1816 KW & D						
3061	1	2/05/18		PLOW LIFT CYLINDER		110-210-6350		491.77	52307	2/06/18
3113	1	3/06/18		FREIGHTLINER-VALVE KIT		110-210-6350		85.00	52425	3/06/18
				KW & D				576.77		
				160 LANDUS COOP						
4630019	1	8/08/17		BARN LIME		610-816-6507		5.95	51435	8/08/17
				LANDUS COOP				5.95		
				161 LEGACY BANK						
12012017	1	11/21/17		2013 NOTE-INTEREST		200-160-6852		306.25	51910	11/21/17
03052018	1	3/05/18		LAND PURCHASE 113 MAIN SE		343-220-6730		80960.06	1254495	3/05/18 E
06012018	1	5/22/18		2013 LOCAL NOTE-PRINCIPAL		200-160-6802		35000.00	52770	5/22/18
06012018	2	5/22/18		2013 LOCAL NOTE-INTEREST		200-160-6852		306.25	52770	5/22/18
				LEGACY BANK				116572.56		
				2016 LEGEND DATA SYSTEMS						
119566	1	11/07/17		NAMETAGS-24		001-150-6504		50.50	51825	11/07/17
				LEGEND DATA SYSTEMS				50.50		
				2079 LIBRARY FURNITURE						
5794	1	1/03/18		BROWSER SHELVES W/DIVIDERS		167-410-6506		9284.00	52163	1/03/18
				LIBRARY FURNITURE				9284.00		
				1659 LIBRARY IDEAS						
56393	1	7/11/17		FREEGAL MUSIC SUBSCRIPTION		001-410-6503		1230.00	51289	7/11/17
				LIBRARY IDEAS				1230.00		
				1719 LIVE OAK MEDIA						
113561	1	8/08/17		CD		001-410-6502		9.63	51436	8/08/17
				LIVE OAK MEDIA				9.63		
				2094 LIVING HISTORY FARMS						
17-1023	1	4/03/18		LIBRARY DISCOVERY PASS		001-410-6599		270.00	52534	4/03/18
				LIVING HISTORY FARMS				270.00		
				1364 LOGAN CONTRACTORS						
97236	1	4/17/18		SUPPLIES-WATER LINE REPAIR		001-430-6350		85.32	52608	4/17/18
74993	1	4/17/18		SOCCER CONCESSION STAND		001-430-6350		103.40	52608	4/17/18

ACCOUNTS PAYABLE VENDOR ACTIVITY

INVOICE NO	LN	DATE	PO NO	REFERENCE	TRACK		1099	NET	CHECK	PD DATE
					CD	GL ACCOUNT				
N12558	1	6/05/18		SOCCER CONCESSION STAND SPADE, SHOVEL, RAKES		110-210-6507		109.57	52815	6/05/18
				LOGAN CONTRACTORS				298.29		
07132018	1	5/08/18		2102 LOOKING UP PRODUCTIONS SRP-DRUM SAFARI		167-410-6506		350.00	52675	5/08/18
				LOOKING UP PRODUCTIONS				350.00		
05202018	1	6/19/18		1838 LUCILLE'S FLOWERS		001-430-6320		18.46	52942	6/19/18
05202018	2	6/19/18		FLOWERS		001-650-6399		36.90	52942	6/19/18
				LUCILLE'S				55.36		
21769384	1	11/21/17		277 MARTIN MARIETTA MATERIALS ROCK-FINISH SOUTH RD		001-450-6310		204.77	51911	11/21/17
				MARTIN MARIETTA MATERIALS				204.77		
1	1	5/08/18		1148 MCANINCH SPORTS COMPLEX GRADING		341-430-6799		136248.10	52707	5/08/18
	1	6/05/18		SPORTS COMPLEX GRADING		341-430-6799		63002.88	52855	6/05/18
	2	6/05/18		SPORTS COMPLEX GRADING		324-440-6799		2403.29	52855	6/05/18
				MCANINCH				201654.27		
10252017	1	11/07/17		2047 MCCANN LINDA IOWA HISTORY PROGRAM		001-410-6599		54.00	51826	11/07/17
	2	11/07/17		IOWA HISTORY BOOKS		001-410-6502		40.00	51826	11/07/17
				MCCANN LINDA				94.00		
11152017	1	11/21/17		1959 MCGRANN JASON REIMBURSE BASKETBALL REGISTR		001-430-6451		85.00	51912	11/21/17
				MCGRANN JASON				85.00		
12385	1	5/22/18		2108 MCKINNEY TOWING TOW SERVICE-2012 FREIGHTLINER		110-210-6350		328.13	52771	5/22/18
				MCKINNEY TOWING				328.13		
07272017	1	8/08/17		2032 MEDEIROS DANIEL MATRIX M PROGRAM		167-410-6506		150.00	51437	8/08/17
				MEDEIROS DANIEL				150.00		
241 717	1	7/31/17		40 MEDIACOM INTERNET		001-621-6373		115.90	51401	7/31/17
	1	9/01/17		INTERNET		001-621-6373		115.90	51540	9/01/17
	1	10/03/17		INTERNET		001-621-6373		115.90	51685	10/03/17
	1	10/31/17		INTERNET		001-621-6373		115.90	51786	10/31/17

7/01/2017 THRU 6/30/2018

INVOICE NO	LN	DATE	PO NO	REFERENCE	TRACK		1099	NET	CHECK	PD DATE
					CD	GL ACCOUNT				
40 MEDIACOM										
241 1117	1	12/05/17		INTERNET		001-621-6373		115.90	51975	12/05/17
241 1217	1	1/03/18		INTERNET		001-621-6373		115.90	52164	1/03/18
241 0118	1	1/31/18		INTERNET		001-621-6373		115.90	52265	1/31/18
241 218	1	2/21/18		INTERNET		001-621-6373		115.90	52369	2/21/18
241 318	1	4/03/18		INTERNET		001-621-6373		115.90	52535	4/03/18
241 418	1	4/30/18		INTERNET		001-621-6373		135.90	52633	4/30/18
241 518	1	5/22/18		INTERNET		001-621-6373		135.90	52772	5/22/18
								-----		
MEDIACOM								1314.90		
842 MENARDS										
35537	1	7/11/17		MULCH,SUPPLIES		001-430-6320		31.34	51290	7/11/17
36503	1	7/11/17		PRIMER OIL-PETOCKA SHELTER		001-430-6310		15.98	51290	7/11/17
36503	2	7/11/17		SUPPLIES		001-430-6507		78.50	51290	7/11/17
36663	1	7/11/17		REPAIR PARTS-DEPOT BIKE PUMP		001-430-6350		16.44	51290	7/11/17
36663	2	7/11/17		PRUNERS		001-430-6504		24.98	51290	7/11/17
38583	1	8/08/17		POSTS FOR RAINSCAPE SIGNAGE		001-430-6507		18.90	51438	8/08/17
38592	1	8/08/17		BOLTS FOR RAINSCAPE SIGNAGE		001-430-6507		7.96	51438	8/08/17
38921	1	8/22/17		SUPPLIES-B SAFE KIDS		001-430-6599		43.41	51512	8/22/17
39022	1	8/22/17		REBATE-SUPPLIES		001-150-6507		18.52-	51512	8/22/17
39022	2	8/22/17		LIGHT BULBS		001-430-6310		31.92	51512	8/22/17
39119	1	8/22/17		COUPLING-MALLARD PT PLAYGROUND		001-430-6320		2.99	51512	8/22/17
40967	1	9/06/17		MULCH		001-410-6310		41.89	51572	9/06/17
41048	1	9/06/17		MULCH		001-410-6310		36.23	51572	9/06/17
41990	1	10/03/17		J-HOOK TIEDOWNS-4-BLOWER		001-430-6504		39.96	51686	10/03/17
42591	1	10/03/17		SUPPLIES-PS&FF		001-430-6320		32.85	51686	10/03/17
42759	1	10/03/17		BULBS-PETOCKA SHELTER		001-430-6310		29.90	51686	10/03/17
43045	1	10/17/17		PVC PIPE-BLAINE ST TRAIL		110-210-6417		55.96	51757	10/17/17
43682	1	10/17/17		MOUNTING PARTS-TRAIL BLOWER		001-430-6507		35.52	51757	10/17/17
44753	1	11/07/17		WINTERIZING ANTIFREEZE-PARKS		001-430-6320		47.88	51827	11/07/17
44753	2	11/07/17		LIBRARY REBATE USED-MULCH		001-410-6310		10.10-	51827	11/07/17
44753	3	11/07/17		AIR CHUCKS		001-430-6507		8.96	51827	11/07/17
44753	4	11/07/17		AIR CHUCKS		110-210-6507		8.96	51827	11/07/17
45219	1	11/07/17		CHAIN LUBE		001-150-6504		27.96	51827	11/07/17
45769	1	11/07/17		PROPANE CYLINDER		001-150-6504		6.44	51827	11/07/17
46813	1	11/21/17		BULBS-CH WREATH		001-650-6507		7.18	51913	11/21/17
47383	1	11/21/17		CABLE TIES-DECORATIONS		001-430-6507		43.93	51913	11/21/17
48121	1	12/05/17		XMAS LIGHTS,CORDS		001-430-6507		246.38	51976	12/05/17
48121	2	12/05/17		LIGHTBULBS-FLAGPOLES		001-650-6507		9.88	51976	12/05/17
48491	1	12/19/17		25'CABLE,125VPLUG-SANTA REPAIR		001-430-6507		41.72	52091	12/19/17
48665	1	12/19/17		SNOWFLURRY SPOTLIGHT,TREE STAR		001-430-6507		33.77	52091	12/19/17
49666	1	12/19/17		PEAT MOSS		001-150-6507		69.80	52091	12/19/17
49666	2	12/19/17		SUPPLIES		110-210-6507		69.80	52091	12/19/17
50145	1	1/16/18		GFCI OUTLET		001-160-6310		19.98	52244	1/16/18
50441	1	1/16/18		RETURN LIGHTS		001-430-6507		69.98-	52244	1/16/18
50589	1	1/16/18		HEATER		001-150-6310		25.89	52244	1/16/18
50589	2	1/16/18		HEATER		001-160-6310		25.89	52244	1/16/18
50837	1	1/16/18		SNOW SHOVEL,SNOWMELT SPREADER		001-430-6504		58.94	52244	1/16/18
50837	2	1/16/18		SNOW SHOVEL,SNOWMELT SPREADER		001-650-6504		50.00	52244	1/16/18
51069	1	1/16/18		FIRST AID KIT,MASKS		001-430-6507		12.45	52244	1/16/18
51069	2	1/16/18		FAUCET		001-650-6310		13.88	52244	1/16/18
52338	1	2/05/18		MICROWAVE;TRACK LIGHTING PENDA		001-410-6350		218.97	52308	2/06/18
52338	2	2/05/18		DUCK TAPE,CLOCK		001-410-6310		29.14	52308	2/06/18

# ACCOUNTS PAYABLE VENDOR ACTIVITY

INVOICE NO	LN	DATE	PO NO	REFERENCE	TRACK		1099	NET	CHECK	PD DATE
					CD	GL ACCOUNT				
842 MENARDS										
53154	1	2/21/18		PW SHOP TOILET PARTS		110-210-6310		25.43	52370	2/21/18
53154	2	2/21/18		TRASH GRABBERS-4		001-430-6507		39.88	52370	2/21/18
53177	1	2/21/18		TOILET PARTS		001-650-6310		4.29	52370	2/21/18
53257	1	2/21/18		PAINT,SUPPLIES		110-210-6310		196.78	52370	2/21/18
47567	1	3/06/18		TREE STAND		001-430-6507		12.99	52426	3/06/18
54248	1	3/06/18		FURRING-CHOWDER RIDE SIGN		001-430-6507		1.62	52426	3/06/18
54888	1	3/20/18		FAUCET REPAIR KITS		001-650-6399		25.85	52490	3/20/18
55863	1	3/20/18		FAUCET KIT RETURN		001-650-6399		11.97-	52490	3/20/18
56116	1	3/20/18		SUPPLIES-SWING REPAIRS		001-430-6320		103.69	52490	3/20/18
56187	1	4/03/18		SUPPLIES-PS&FF SWINGS REPAIR		001-430-6320		37.71	52536	4/03/18
56420	1	4/03/18		PAINT REBATE USED-SHOP OFFC		110-210-6310		28.00-	52536	4/03/18
56420	2	4/03/18		STRETCH WRAP		110-210-6507		34.88	52536	4/03/18
56802	1	4/03/18		STORAGE HOOKS		110-210-6507		15.92	52536	4/03/18
56895	1	4/03/18		STORAGE HANGER,BUNGEEES		110-210-6507		15.78	52536	4/03/18
56895	2	4/03/18		PLIERS		600-811-6507		22.99	52536	4/03/18
57592	1	4/17/18		TRASHBAGS,SUPPLIES		001-150-6310		45.03	52609	4/17/18
57776	1	4/17/18		DRILL BIT;TILE WALL GRIPS		001-650-6310		11.18	52609	4/17/18
57780	1	4/17/18		TILE WALLGRIPS-CH RESTROOM		001-650-6310		5.99	52609	4/17/18
58095	1	4/17/18		SUPPLIES		110-210-6310		23.86	52609	4/17/18
58095	2	4/17/18		SUPPLIES		110-210-6507		13.77	52609	4/17/18
58120	1	4/17/18		DOOR KNOB-BRSC CONCESSIONSTAND		001-440-6310		28.99	52609	4/17/18
58875	1	5/08/18		FOR SALE SIGNS-BUS		001-160-6507		3.98	52677	5/08/18
58879	1	5/08/18		SAFEROOM TOILET PARTS		001-430-6310		8.76	52677	5/08/18
59091	1	5/08/18		LANDSCAPE TOOL		001-430-6504		19.98	52677	5/08/18
59091	2	5/08/18		CLEANING SUPPLIES		001-430-6507		27.38	52677	5/08/18
59334	1	5/08/18		TOOLS FOR PARK MAINTENANCE		001-430-6310		175.67	52677	5/08/18
59371	1	5/08/18		SAFEROOM WATER HEATER PARTS		001-430-6310		12.26	52677	5/08/18
75452	1	6/05/18		ROSE/FLOWER FERTILIZER		001-430-6320		114.79	52816	6/05/18
52869	1	6/19/18		STAPLES,SHOVEL,FLOWERS		001-410-6310		74.18	52943	6/19/18
								-----		
MENARDS								2587.59		
1019 MES										
IN1166088	1	10/17/17		BOOTS		001-150-6181		385.33	51758	10/17/17
IN1166088	2	10/17/17		BOOTS		001-160-6181		385.33	51758	10/17/17
IN1172029	1	11/07/17		ADAPTERS		001-150-6507		56.64	51828	11/07/17
IN1178546	1	12/05/17		TURNOUT GEAR-11 SETS COAT/PANT		001-150-6727		10049.67	51977	12/05/17
IN1178546	2	12/05/17		TURNOUT GEAR-11 SETS COAT/PANT		001-160-6727		10049.68	51977	12/05/17
IN1196589	1	2/06/18		NIMH BATTERY		001-150-6504		66.91	52309	2/06/18
IN1198656	1	2/21/18		WEDGE-IT DOOR STOPS		001-150-6727		139.19	52371	2/21/18
								-----		
MES								21132.75		
1860 METHODIST OCCUPATIONAL										
226687	1	7/11/17		RANDOM DRUG TEST-COLLISON		600-811-6488		55.00	51291	7/11/17
								-----		
METHODIST OCCUPATIONAL								55.00		
612 METRO CHEMICAL										
51	1	8/08/17		KNOCKOUT WEED KILLER-4 DRM		610-816-6320		5006.40	51439	8/08/17
51	2	8/08/17		KNOCKOUT WEED KILLER-1 DRM		001-430-6320		1251.60	51439	8/08/17
66	1	10/03/17		KNOCKOUT WEED KILLER-2 DRM		610-816-6320		2520.50	51687	10/03/17
724	1	6/05/18		KNOCK OUT WEED KILLER-3 DRM		610-816-6320		3819.00	52817	6/05/18

ACCOUNTS PAYABLE VENDOR ACTIVITY

INVOICE NO	LN	DATE	PO NO	REFERENCE	TRACK		1099	NET	CHECK	PD DATE
					CD	GL ACCOUNT				
612 METRO CHEMICAL										
724	2	6/05/18		KNOCK OUT WEED KILLER		001-650-6320		318.25	52817	6/05/18
724	3	6/05/18		KNOCK OUT WEED KILLER		001-430-6320		318.25	52817	6/05/18
724	4	6/05/18		KNOCK OUT WEED KILLER		741-865-6507		636.50	52817	6/05/18
								-----		
METRO CHEMICAL								13870.50		
288 MIALG										
04292017	1	7/25/17		FY2018 DUES		001-620-6210		350.00	51377	7/25/17
04292017	2	7/25/17		FY2017 MEALS		001-620-6210		26.45	51377	7/25/17
								-----		
MIALG								376.45		
599 MICROMARKETING										
682637	1	9/06/17		UNCDS		001-410-6502		664.43	51573	9/06/17
684770	1	9/06/17		UNCDS		001-410-6502		114.99	51573	9/06/17
690500	1	11/07/17		UNCD		001-410-6502		40.00	51829	11/07/17
697489	1	1/03/18		UNCD-7		001-410-6502		284.46	52165	1/03/18
698590	1	1/03/18		UNCD-6		001-410-6502		192.97	52165	1/03/18
699100	1	1/03/18		UNCD-4		001-410-6502		139.92	52165	1/03/18
700138	1	1/03/18		UNCD		001-410-6502		35.00	52165	1/03/18
700971	1	1/03/18		UNCD-2		001-410-6502		119.98	52165	1/03/18
705163	1	2/06/18		UNCDS		167-410-6506		140.45	52310	2/06/18
706125	1	2/06/18		UNCDS		001-410-6502		84.98	52310	2/06/18
708504	1	3/06/18		UNCD		001-410-6502		20.99	52427	3/06/18
								-----		
MICROMARKETING								1838.17		
1704 MID-IOWA SERVICE CO										
10581	1	3/20/18		INSTALL FURNACE MOTOR-SHOP		110-210-6310		415.00	52491	3/20/18
								-----		
MID-IOWA SERVICE CO								415.00		
291 MIDAMERICAN ENERGY										
18021 717	1	7/25/17		SERVICES		001-210-6371		71.84	51378	7/25/17
18021 717	2	7/25/17		SERVICES		110-210-6371		477.81	51378	7/25/17
18021 717	3	7/25/17		SERVICES		610-816-6371		356.02	51378	7/25/17
18021 717	4	7/25/17		SERVICES		001-150-6371		474.24	51378	7/25/17
18021 717	5	7/25/17		SERVICES		001-160-6371		474.22	51378	7/25/17
18021 717	6	7/25/17		SERVICES		001-430-6371		481.42	51378	7/25/17
18021 717	7	7/25/17		SERVICES		001-410-6371		558.00	51378	7/25/17
18021 717	8	7/25/17		SERVICES		001-650-6371		363.01	51378	7/25/17
18021 717	9	7/25/17		SERVICES		110-210-6372		4193.26	51378	7/25/17
18021 717	10	7/25/17		SERVICES		001-440-6371		220.83	51378	7/25/17
190090717	1	8/08/17		RAILROAD PARKING LOT-CARNIVAL		001-430-6371		123.29	51440	8/08/17
18021 817	1	8/22/17		SERVICES		001-210-6371		77.14	51513	8/22/17
18021 817	2	8/22/17		SERVICES		110-210-6371		515.19	51513	8/22/17
18021 817	3	8/22/17		SERVICES		610-816-6371		348.79	51513	8/22/17
18021 817	4	8/22/17		SERVICES		001-150-6371		471.83	51513	8/22/17
18021 817	5	8/22/17		SERVICES		001-160-6371		471.82	51513	8/22/17
18021 817	6	8/22/17		SERVICES		001-430-6371		348.78	51513	8/22/17
18021 817	7	8/22/17		SERVICES		001-410-6371		558.00	51513	8/22/17
18021 817	8	8/22/17		SERVICES		001-650-6371		373.42	51513	8/22/17
18021 817	9	8/22/17		SERVICES		110-210-6372		4193.05	51513	8/22/17



## ACCOUNTS PAYABLE VENDOR ACTIVITY

7/01/2017 THRU 6/30/2018

INVOICE NO	LN	DATE	PO NO	REFERENCE	TRACK		1099	NET	CHECK	PD DATE
					CD	GL ACCOUNT				
291 MIDAMERICAN ENERGY										
18021 817	10	8/22/17		SERVICES		001-440-6371		172.97	51513	8/22/17
190090817	1	8/22/17		INSTALL NEW SERVICE-RAILROAD FOR CARNIVAL WORKERS		001-430-6371		143.15	51513	8/22/17
18021 917	1	9/19/17		SERVICES		001-210-6371		64.26	51639	9/19/17
18021 917	2	9/19/17		SERVICES		110-210-6371		493.66	51639	9/19/17
18021 917	3	9/19/17		SERVICES		610-816-6371		301.94	51639	9/19/17
18021 917	4	9/19/17		SERVICES		001-150-6371		381.02	51639	9/19/17
18021 917	5	9/19/17		SERVICES		001-160-6371		381.00	51639	9/19/17
18021 917	6	9/19/17		SERVICES		001-430-6371		381.03	51639	9/19/17
18021 917	7	9/19/17		SERVICES		001-410-6371		558.00	51639	9/19/17
18021 917	8	9/19/17		SERVICES		001-650-6371		299.04	51639	9/19/17
18021 917	9	9/19/17		SERVICES		110-210-6372		4291.91	51639	9/19/17
18021 917	10	9/19/17		SERVICES		001-440-6371		141.70	51639	9/19/17
190091017	1	9/19/17		SERVICES		001-430-6371		12.33	51639	9/19/17
180211017	1	10/17/17		SERVICES		001-210-6371		50.77	51759	10/17/17
180211017	2	10/17/17		SERVICES		110-210-6371		448.21	51759	10/17/17
180211017	3	10/17/17		SERVICES		610-816-6371		256.40	51759	10/17/17
180211017	4	10/17/17		SERVICES		001-150-6371		306.12	51759	10/17/17
180211017	5	10/17/17		SERVICES		001-160-6371		306.12	51759	10/17/17
180211017	6	10/17/17		SERVICES		001-430-6371		345.74	51759	10/17/17
180211017	7	10/17/17		SERVICES		001-410-6371		558.00	51759	10/17/17
180211017	8	10/17/17		SERVICES		001-650-6371		247.27	51759	10/17/17
180211017	9	10/17/17		SERVICES		110-210-6372		4143.45	51759	10/17/17
180211017	10	10/17/17		SERVICES		001-440-6371		98.07	51759	10/17/17
180211117	1	11/21/17		SERVICES		001-210-6371		35.85	51914	11/21/17
180211117	2	11/21/17		SERVICES		110-210-6371		495.15	51914	11/21/17
180211117	3	11/21/17		SERVICES		610-816-6371		339.70	51914	11/21/17
180211117	4	11/21/17		SERVICES		001-150-6371		297.95	51914	11/21/17
180211117	5	11/21/17		SERVICES		001-160-6371		297.92	51914	11/21/17
180211117	6	11/21/17		SERVICES		001-430-6371		415.86	51914	11/21/17
180211117	7	11/21/17		SERVICES		001-410-6371		558.00	51914	11/21/17
180211117	8	11/21/17		SERVICES		001-650-6371		225.67	51914	11/21/17
180211117	9	11/21/17		SERVICES		110-210-6372		4141.16	51914	11/21/17
180211117	10	11/21/17		SERVICES		001-440-6371		73.29	51914	11/21/17
18021 1217	1	12/19/17		SERVICES		001-210-6371		46.71	52092	12/19/17
18021 1217	2	12/19/17		SERVICES		110-210-6371		746.79	52092	12/19/17
18021 1217	3	12/19/17		SERVICES		610-816-6371		602.80	52092	12/19/17
18021 1217	4	12/19/17		SERVICES		001-150-6371		410.40	52092	12/19/17
18021 1217	5	12/19/17		SERVICES		001-160-6371		410.37	52092	12/19/17
18021 1217	6	12/19/17		SERVICES		001-430-6371		766.50	52092	12/19/17
18021 1217	7	12/19/17		SERVICES		001-410-6371		625.00	52092	12/19/17
18021 1217	8	12/19/17		SERVICES		001-650-6371		358.61	52092	12/19/17
18021 1217	9	12/19/17		SERVICES		110-210-6372		4137.87	52092	12/19/17
18021 1217	10	12/19/17		SERVICES		001-440-6371		60.21	52092	12/19/17
18021 118	1	1/31/18		SERVICES		001-210-6371		70.86	52266	1/31/18
18021 118	2	1/31/18		SERVICES		110-210-6371		1121.17	52266	1/31/18
18021 118	3	1/31/18		SERVICES		610-816-6371		821.60	52266	1/31/18
18021 118	4	1/31/18		SERVICES		001-150-6371		646.77	52266	1/31/18
18021 118	5	1/31/18		SERVICES		001-160-6371		646.74	52266	1/31/18
18021 118	6	1/31/18		SERVICES		001-430-6371		1019.73	52266	1/31/18
18021 118	7	1/31/18		SERVICES		001-410-6371		625.00	52266	1/31/18
18021 118	8	1/31/18		SERVICES		001-650-6371		493.19	52266	1/31/18
18021 118	9	1/31/18		SERVICES		110-210-6372		3923.88	52266	1/31/18

# ACCOUNTS PAYABLE VENDOR ACTIVITY

INVOICE NO	LN	DATE	PO NO	REFERENCE	TRACK		1099	NET	CHECK	PD DATE
					CD	GL ACCOUNT				
				291 MIDAMERICAN ENERGY						
18021 118	10	1/31/18		SERVICES		001-440-6371		28.09	52266	1/31/18
18021 218	1	3/06/18		SERVICES		001-210-6371		36.80	52428	3/06/18
18021 218	2	3/06/18		SERVICES		110-210-6371		1037.17	52428	3/06/18
18021 218	3	3/06/18		SERVICES		610-816-6371		804.55	52428	3/06/18
18021 218	4	3/06/18		SERVICES		001-150-6371		625.69	52428	3/06/18
18021 218	5	3/06/18		SERVICES		001-160-6371		625.67	52428	3/06/18
18021 218	6	3/06/18		SERVICES		001-430-6371		882.35	52428	3/06/18
18021 218	7	3/06/18		SERVICES		001-410-6371		625.00	52428	3/06/18
18021 218	8	3/06/18		SERVICES		001-650-6371		478.82	52428	3/06/18
18021 218	9	3/06/18		SERVICES		110-210-6372		3925.76	52428	3/06/18
18021 218	10	3/06/18		SERVICES		001-440-6371		16.26	52428	3/06/18
18021 318	1	4/03/18		SERVICES		001-210-6371		33.73	52537	4/03/18
18021 318	2	4/03/18		SERVICES		110-210-6371		1075.67	52537	4/03/18
18021 318	3	4/03/18		SERVICES		610-816-6371		774.25	52537	4/03/18
18021 318	4	4/03/18		SERVICES		001-150-6371		595.85	52537	4/03/18
18021 318	5	4/03/18		SERVICES		001-160-6371		595.85	52537	4/03/18
18021 318	6	4/03/18		SERVICES		001-430-6371		776.33	52537	4/03/18
18021 318	7	4/03/18		SERVICES		001-410-6371		625.00	52537	4/03/18
18021 318	8	4/03/18		SERVICES		001-650-6371		499.90	52537	4/03/18
18021 318	9	4/03/18		SERVICES		110-210-6372		4016.82	52537	4/03/18
18021 318	10	4/03/18		SERVICES		001-440-6371		15.41	52537	4/03/18
18021 418	1	4/30/18		SERVICES		001-210-6371		32.03	52634	4/30/18
18021 418	2	4/30/18		SERVICES		110-210-6371		667.37	52634	4/30/18
18021 418	3	4/30/18		SERVICES		610-816-6371		652.14	52634	4/30/18
18021 418	4	4/30/18		SERVICES		001-150-6371		466.97	52634	4/30/18
18021 418	5	4/30/18		SERVICES		001-160-6371		466.95	52634	4/30/18
18021 418	6	4/30/18		SERVICES		001-430-6371		579.54	52634	4/30/18
18021 418	7	4/30/18		SERVICES		001-410-6371		625.00	52634	4/30/18
18021 418	8	4/30/18		SERVICES		001-650-6371		366.24	52634	4/30/18
18021 418	9	4/30/18		SERVICES		110-210-6372		4056.27	52634	4/30/18
18021 418	10	4/30/18		SERVICES		001-440-6371		18.73	52634	4/30/18
18021 518	1	5/22/18		SERVICES		001-210-6371		32.37	52773	5/22/18
18021 518	2	5/22/18		SERVICES		110-210-6371		593.75	52773	5/22/18
18021 518	3	5/22/18		SERVICES		610-816-6371		506.28	52773	5/22/18
18021 518	4	5/22/18		SERVICES		001-150-6371		335.32	52773	5/22/18
18021 518	5	5/22/18		SERVICES		001-160-6371		335.30	52773	5/22/18
18021 518	6	5/22/18		SERVICES		001-430-6371		397.37	52773	5/22/18
18021 518	7	5/22/18		SERVICES		001-410-6371		625.00	52773	5/22/18
18021 518	8	5/22/18		SERVICES		001-650-6371		340.71	52773	5/22/18
18021 518	9	5/22/18		SERVICES		110-210-6372		4012.57	52773	5/22/18
18021 518	10	5/22/18		SERVICES		001-440-6371		66.39	52773	5/22/18
161-18021 518	1	6/19/18		SERVICES		001-210-6371		36.60	52944	6/19/18
161-18021 518	2	6/19/18		SERVICES		110-210-6371		447.29	52944	6/19/18
161-18021 518	3	6/19/18		SERVICES		610-816-6371		359.95	52944	6/19/18
161-18021 518	4	6/19/18		SERVICES		001-150-6371		338.81	52944	6/19/18
161-18021 518	5	6/19/18		SERVICES		001-160-6371		338.79	52944	6/19/18
161-18021 518	6	6/19/18		SERVICES		001-430-6371		301.79	52944	6/19/18
161-18021 518	7	6/19/18		SERVICES		001-410-6371		707.00	52944	6/19/18
161-18021 518	8	6/19/18		SERVICES		001-650-6371		435.02	52944	6/19/18
161-18021 518	9	6/19/18		SERVICES		110-210-6372		4013.04	52944	6/19/18
161-18021 518	10	6/19/18		SERVICES		001-440-6371		175.44	52944	6/19/18

MIDAMERICAN ENERGY

94373.87

# ACCOUNTS PAYABLE VENDOR ACTIVITY

INVOICE NO	LN	DATE	PO NO	REFERENCE	TRACK		1099	NET	CHECK	PD DATE
					CD	GL ACCOUNT				
				750 MIDWEST UNDERGROUND						
RD16844	1	1/03/18		REPAIR HYDRAULIC HOSE-BOBCAT		110-210-6350		121.50	52166	1/03/18
RD16844	2	1/03/18		REPAIR HYDRAULIC HOSE-BOBCAT		001-430-6350		121.50	52166	1/03/18
				MIDWEST UNDERGROUND				243.00		
				2105 MISS CAROLE'S MACARONI SO						
07092018	1	5/08/18		SRP-MISS CAROLE'S ACTIVE MUSIC		167-410-6506		375.00	52678	5/08/18
				MISS CAROLE'S MACARONI SO				375.00		
				2060 MISTRETTE JOHN						
11182017	1	12/05/17		BASKETBALL REFEREE 11/18 6GMS		001-430-6598	M	150.00	51978	12/05/17
				MISTRETTE JOHN				150.00		
				2069 MOHR DAVID						
12092017	1	12/19/17		BASKETBALL REFEREE 12/9 5GM		001-430-6598	M	125.00	52093	12/19/17
				MOHR DAVID				125.00		
				2068 MOHR DEIDRA						
12092017	1	12/19/17		BASKETBALL REFEREE 12/9 5GM		001-430-6598	M	125.00	52094	12/19/17
				MOHR DEIDRA				125.00		
				1153 MOLAND JILL						
07022017	1	7/11/17		CLEANING		001-650-6499	M	400.00	51292	7/11/17
08062017	1	8/08/17		CLEANING		001-650-6499	M	500.00	51441	8/08/17
09032017	1	9/06/17		CLEANING		001-650-6499	M	400.00	51574	9/06/17
10012017	1	10/03/17		CLEANING		001-650-6499	M	400.00	51688	10/03/17
11052017	1	11/07/17		CLEANING		001-650-6499	M	500.00	51830	11/07/17
12032017	1	12/05/17		CLEANING		001-650-6499	M	400.00	51979	12/05/17
12312017	1	1/03/18		CLEANING		001-650-6499	M	400.00	52167	1/03/18
02042018	1	2/05/18		CLEANING SERVICES		001-650-6499	M	500.00	52311	2/06/18
03042018	1	3/06/18		CLEANING		001-650-6499	M	400.00	52429	3/06/18
03312018	1	4/03/18		CLEANING		001-650-6499	M	400.00	52538	4/03/18
05062018	1	5/08/18		CLEANING		001-650-6499	M	625.00	52679	5/08/18
06032018	1	6/05/18		CLEANING		001-650-6499	M	500.00	52818	6/05/18
				MOLAND JILL				5425.00		
				2033 MORGAN MATTHEW						
07272017	1	8/08/17		MATRIX M PROGRAM		167-410-6506		150.00	51442	8/08/17
				MORGAN MATTHEW				150.00		
				1923 MORRIS REBECCA						
0261234486	1	2/06/18		AHA-HEARTCODE ACLS COURSE		001-160-6250		132.00	52312	2/06/18
				MORRIS REBECCA				132.00		
				738 MPO						
0853	1	7/11/17		WATER TRAILS ENGINEERING STUDY		741-865-6407		3679.00	51293	7/11/17

# ACCOUNTS PAYABLE VENDOR ACTIVITY

INVOICE NO	LN	DATE	PO NO	REFERENCE	TRACK CD GL ACCOUNT	1099	NET	CHECK	PD DATE
			738 MPO						
407	1	6/05/18		FY19 ASSESSMENT	001-621-6210		5796.00	52819	6/05/18
				MPO			9475.00		
			2109 MULTIPLIER INDUSTRIES						
0409353-IN	1	5/22/18		BATTERY-HARRIS P5400	001-150-6419		232.47	52774	5/22/18
0409353-IN	2	5/22/18		BATTERY-HARRIS P5400	001-160-6419		232.48	52774	5/22/18
0410619-IN	1	6/05/18		BATTERIES-30 HARRIS P5400 SRS	001-150-6419		1057.97	52820	6/05/18
0410619-IN	2	6/05/18		BATTERIES-30 HARRIS P5400 SRS	001-160-6419		1057.96	52820	6/05/18
				MULTIPLIER INDUSTRIES			2580.88		
			308 MUNICIPAL SUPPLY						
0661724-IN	1	7/11/17		1"METER	600-811-6727		197.80	51294	7/11/17
0659587-IN	1	7/25/17		SENSUS METER-READ SYSTEM	600-812-6727		13750.00	51379	7/25/17
0659587-IN	2	7/25/17		SENSUS METER-READ SYSTEM	610-816-6727		13750.00	51379	7/25/17
0662821-IN	1	7/25/17		PRESSURE VALVE PARTS-TESTING	600-811-6375		98.05	51379	7/25/17
0660716-IN	1	7/25/17		8" TILING 750' TEES-88TH ST	741-865-6350		1867.35	51379	7/25/17
0661186-IN	1	7/25/17		TILE INTAKE-88TH ST	741-865-6350		168.00	51379	7/25/17
0663462-IN	1	7/25/17		PAINT WAND-LOCATES	600-811-6504		37.50	51379	7/25/17
0663720-IN	1	8/08/17		METERS-60	600-811-6727		7200.00	51443	8/08/17
0666503-IN	1	8/22/17		METERS-15	600-811-6727		1800.00	51514	8/22/17
0666948-IN	1	8/22/17		8" TILING, SOLID PIPE	741-865-6350		1145.85	51514	8/22/17
0666168-IN	1	9/06/17		COUPLINGS-88TH ST TILE	741-865-6350		213.30	51575	9/06/17
0667107-IN	1	9/06/17		TILE INTAKE-88TH REPAIR	741-865-6350		84.00	51575	9/06/17
0667109-IN	1	9/06/17		MXUS-81	600-811-6727		12919.50	51575	9/06/17
0667552-IN	1	9/06/17		1"METER	600-811-6727		243.80	51575	9/06/17
0667726-IN	1	9/06/17		MXUS-108	600-811-6727		17226.00	51575	9/06/17
0669265-IN	1	9/19/17		REPAIR CLAMP-MAIN BRK PAINE SE	600-811-6375		221.70	51640	9/19/17
0669549-IN	1	9/19/17		METERS-120	600-811-6727		14400.00	51640	9/19/17
0670560-IN	1	10/03/17		MXUS-135	600-811-6727		21532.50	51689	10/03/17
0671058-IN	1	10/03/17		1"METER-333 SUMMIT	600-811-6727		243.80	51689	10/03/17
0671882-IN	1	10/17/17		1"METER	600-811-6727		243.80	51760	10/17/17
0672058-IN	1	10/17/17		1"METER	600-811-6727		243.80	51760	10/17/17
0673459-IN	1	11/07/17		FLEXNET SOFTWARE SUPPORT	600-812-6419		975.00	51831	11/07/17
0673459-IN	2	11/07/17		FLEXNET SOFTWARE SUPPORT	610-817-6419		975.00	51831	11/07/17
0674631-IN	1	11/07/17		1" METERS-6	600-811-6727		1260.00	51831	11/07/17
0674632-IN	1	11/07/17		1" METER CONNECTORS-12	600-811-6727		202.80	51831	11/07/17
0677826-IN	1	12/05/17		WATERPROOF METER-954 PLEASANT	600-811-6727		121.00	51980	12/05/17
0677827-IN	1	12/05/17		2" METER-FITNESS CTR	600-811-6727		1600.80	51980	12/05/17
0679460-IN	1	12/19/17		1" METER CONNECTORS	600-811-6727		101.40	52095	12/19/17
0682267-IN	1	1/16/18		METER SEALS	600-811-6727		70.00	52245	1/16/18
0686709-IN	1	4/03/18		SUBMERSIBLE METER-305 32ND SW	600-811-6727		121.00	52539	4/03/18
0687999-IN	1	4/17/18		MXU-108	600-811-6727		17226.00	52610	4/17/18
0688758-IN	1	5/08/18		BATTERY-AR5000 HANDHELD	600-812-6507		95.00	52680	5/08/18
0689257-IN	1	5/08/18		WATER VALVE-PETOCA RESTROOM	001-430-6310		14.50	52680	5/08/18
0690079-IN	1	5/08/18		CURBSTOP CAPS	600-811-6507		55.00	52680	5/08/18
0690441-IN	1	5/08/18		VALVE BOX RISER-LINCOLN/2ND NE	600-811-6350		37.00	52680	5/08/18
0690804-IN	1	5/08/18		VALVE STEM EXTENSION-HWY65WATE	600-813-6780		576.00	52680	5/08/18
0691505-IN	1	5/22/18		VALVE BOX RISER	600-811-6375		56.00	52775	5/22/18
0691878-IN	1	5/22/18		VALVE BOX-HWY65/FRANKLIN	600-811-6375		103.95	52775	5/22/18
0692449-IN	1	6/05/18		METERS-72	600-811-6727		8640.00	52821	6/05/18
0692813-IN	1	6/05/18		LIFT STATION FLOATS	610-816-6350		59.50	52821	6/05/18

## ACCOUNTS PAYABLE VENDOR ACTIVITY

7/01/2017 THRU 6/30/2018

INVOICE NO	LN	DATE	PO NO	REFERENCE	TRACK		1099	NET	CHECK	PD DATE	
					CD	GL ACCOUNT					
308 MUNICIPAL SUPPLY											
0693223-IN	1	6/05/18		WATER VALVE COVER		600-811-6375		64.00	52821	6/05/18	
0693936-IN	1	6/19/18		1" METER; GASKETS		600-811-6727		271.10	52945	6/19/18	
0693937-IN	1	6/19/18		LAPTOP CAR CHARGER		600-811-6507		35.00	52945	6/19/18	
								-----			
								MUNICIPAL SUPPLY	140246.80		
2095 MUVCHAT											
0102	1	4/03/18		IOWA COLLABORATIVE LIBRARY		001-410-6599		35.00	52540	4/03/18	
								-----			
								MUVCHAT	35.00		
2082 MUYSKENS KYLE											
01202018	1	2/05/18		BASKETBALL REFEREE 1/20 13GM		001-430-6598	M	325.00	52313	2/06/18	
								-----			
								MUYSKENS KYLE	325.00		
286 MWA											
06302017	1	7/11/17		COMPOST TOTE STICKER-MAY-JUN		670-840-6580		604.00	51296	7/11/17	
70008886	1	7/11/17		MONTHLY CURB-IT FEE		670-840-6435		4731.72	51295	7/11/17	
70009005	1	8/08/17		RESIDENTIAL GARBAGE SRVC		670-840-6499		15631.88	51444	8/08/17	
70009032	1	8/08/17		CURB-IT FEE		670-840-6435		4944.94	51444	8/08/17	
AUGUST2017	1	8/22/17		COMPOST-IT TOTERS-5		670-840-6580		265.00	51515	8/22/17	
70009201	1	9/19/17		MONTHLY CURB-IT FEE		670-840-6435		4944.94	51641	9/19/17	
70009238	1	9/19/17		RESIDENTIAL GARBAGE SRVC-96GAL		670-840-6499		15204.00	51641	9/19/17	
70009239	1	9/19/17		RESIDENTIAL GARBAGE SRVC-96EXT		670-840-6499		275.93	51641	9/19/17	
70009240	1	9/19/17		RESIDENTIAL GARBAGE SRVC-48GAL		670-840-6499		430.64	51641	9/19/17	
70009274	1	9/19/17		RESIDENTIAL GARBAGE SRVC		670-840-6499		15910.57	51641	9/19/17	
40033777	1	10/03/17		YARD WASTE STICKERS-200		670-840-6580		250.00	51690	10/03/17	
70009327	1	10/03/17		CURB-IT FEE		670-840-6435		4944.94	51690	10/03/17	
70009347	1	10/03/17		GARBAGE STICKER-XTRA-50; LG-100		670-840-6580		550.00	51690	10/03/17	
40032493	1	10/17/17		BATTERY DISPOSAL-SAFE RM UPS		001-430-6580		1.65	51761	10/17/17	
10312017	1	11/07/17		COMPOST IT STICKERS-JUL; OCT		670-840-6580	N	160.00	51833	11/07/17	
70009418	1	11/07/17		RESIDENTIAL GARBAGE SRVC		670-840-6499		15910.57	51832	11/07/17	
70009454	1	11/07/17		MONTHLY CURB-IT FEE		670-840-6435		5059.32	51832	11/07/17	
70009541	1	12/05/17		RESIDENTIAL GARBAGE SRVC		670-840-6499		16296.26	51981	12/05/17	
70009553	1	12/05/17		MONTHLY CURB-IT FEE		670-840-6435		5059.32	51981	12/05/17	
70009620	1	1/03/18		RESIDENTIAL GARBAGE SRVC		670-840-6499		16296.26	52168	1/03/18	
40035092	1	1/16/18		YARDWASTE STICKERS		670-840-6580		500.00	52246	1/16/18	
70009646	1	1/16/18		GARBAGE STICKERS		670-840-6580		350.00	52246	1/16/18	
70009650	1	1/16/18		MONTHLY CURB-IT FEE		670-840-6435		5059.32	52246	1/16/18	
70009755	1	2/05/18		RESIDENTIAL GARBAGE SRVC		670-840-6499		16296.26	52314	2/06/18	
70009770	1	2/06/18		MONTHLY CURB-IT FEE		670-840-6435		5144.44	52314	2/06/18	
JANUAR2018	1	2/06/18		COMPOST TOTERS-5		670-840-6580	N	265.00	52315	2/06/18	
70009839	1	3/06/18		MONTHLY CURB-IT FEE		670-840-6435		5144.44	52430	3/06/18	
70009867	1	3/06/18		RESIDENTIAL GARBAGE SRVC		670-840-6499		16548.72	52430	3/06/18	
70009905	1	3/20/18		RESIDENTIAL GARBAGE SRVC		670-840-6499		16548.72	52492	3/20/18	
40035849	1	4/03/18		COMPUTER DISPOSAL-3		110-210-6580		30.00	52541	4/03/18	
70009949	1	4/17/18		MONTHLY CURB-IT FEE		670-840-6435		5144.44	52611	4/17/18	
70010055	1	5/08/18		RESIDENTIAL GARBAGE SRVC		670-840-6499		16548.72	52681	5/08/18	
70010061	1	5/08/18		MONTHLY CURB-IT FEE		670-840-6435		5234.88	52681	5/08/18	
40036636	1	5/22/18		YARD WASTE STICKERS-400		670-840-6580		500.00	52776	5/22/18	
70010121	1	5/22/18		EXTRA ITEM GARBAGE STICKER-100		670-840-6580		100.00	52776	5/22/18	
70010121	2	5/22/18		LARGE ITEM STICKER-50		670-840-6580		250.00	52776	5/22/18	

# ACCOUNTS PAYABLE VENDOR ACTIVITY

INVOICE NO	LN	DATE	PO NO	REFERENCE	TRACK		1099	NET	CHECK	PD DATE
					CD	GL ACCOUNT				
				286 MWA						
05312018	1	6/05/18		COMPOST TOTE STICKER SALES MAR, APR, MAY 2018-26		670-840-6580		2730.00	52822	6/05/18
70010162	1	6/05/18		CURB-IT FEE		670-840-6435	N	5234.88	52823	6/05/18
70010184	1	6/05/18		RESIDENTIAL GARBAGE SRVC		670-840-6499	N	16887.15	52823	6/05/18
70010541	1	6/19/18		RESIDENTIAL GARBAGE SRVC		670-840-6499		16887.15	52946	6/19/18
				MWA				262876.06		
				979 NAPA AUTO						
00-120891	1	1/16/18		WIPER BLADES		110-210-6350		149.80	52247	1/16/18
				NAPA AUTO				149.80		
				2104 NOAH RIEMER PRODUCTIONS						
07232018	1	5/08/18		SRP-DUKE OTHERWISE SONGS		167-410-6506		325.00	52682	5/08/18
				NOAH RIEMER PRODUCTIONS				325.00		
				1623 NOBLE INDUSTRIAL SUP						
SI-117492	1	8/22/17		FIRE FOAM-55 GAL DR		001-150-6507		3585.33	51516	8/22/17
SI-120104	1	2/21/18		FIRE WIPES		001-160-6507		1289.41	52372	2/21/18
				NOBLE INDUSTRIAL SUP				4874.74		
				1901 O'BRIEN DARREN						
12092017	1	12/19/17		BASKETBALL REFEREE 12/9 7GM		001-430-6598	M	175.00	52096	12/19/17
				O'BRIEN DARREN				175.00		
				324 O'HALLORAN						
DE-01074	1	8/22/17		2018 INTL PLOW TRUCK-7400 SFA		110-210-6799		154391.00	51517	8/22/17
				O'HALLORAN				154391.00		
				1457 O'REILLY AUTO PARTS						
659-401585	1	7/25/17		TERMINAL BRUSH		001-430-6507		4.69	51380	7/25/17
659-408216	1	9/06/17		PLOW MARKER LIGHTS		110-210-6350		6.38	51576	9/06/17
659-417398	1	10/17/17		ANTIFREEZE		110-210-6332		57.94	51762	10/17/17
659-417398	2	10/17/17		ANTIFREEZE		001-430-6332		20.00	51762	10/17/17
659-449603	1	4/17/18		SUPPLIES		001-150-6332		12.38	52612	4/17/18
659-451613	1	5/08/18		BULB-MOWER TRAILER		001-430-6350		4.83	52683	5/08/18
659-458436	1	6/05/18		SOCKET SET		110-210-6350		11.00	52824	6/05/18
659-458436	2	6/05/18		SOCKET SET		001-430-6350		10.99	52824	6/05/18
659-461553	1	6/19/18		SPARKPLUG-MOSQUITO SPRAYER		001-350-6350		2.49	52947	6/19/18
659-461781	1	6/19/18		MOTOR OIL-MOWERS		001-430-6350		43.08	52947	6/19/18
				O'REILLY AUTO PARTS				173.78		
				2054 OBRECHT JOSH						
11112017	1	11/21/17		REFEREE 11/11/17 1GM		001-430-6598		25.00	51915	11/21/17
12022017	1	12/19/17		BASKETBALL REFEREE 12/2 2GM		001-430-6598		50.00	52097	12/19/17
				OBRECHT JOSH				75.00		

# ACCOUNTS PAYABLE VENDOR ACTIVITY

INVOICE NO	LN	DATE	PO NO	REFERENCE	TRACK CD	GL ACCOUNT	1099	NET	CHECK	PD DATE
322 OFFICE DEPOT										
2665752001	1	7/25/17		BINDER CLIPS		001-621-6506		3.01	51381	7/25/17
2665752001	2	7/25/17		COPY PAPER		001-150-6506		13.75	51381	7/25/17
2665752001	3	7/25/17		COPY PAPER		001-160-6506		13.75	51381	7/25/17
2665752001	4	7/25/17		LEGAL PADS		001-650-6506		15.98	51381	7/25/17
2665892001	1	7/25/17		POCKET FILES		600-812-6506		19.99	51381	7/25/17
2665892001	2	7/25/17		POCKET FILES		610-817-6506		19.99	51381	7/25/17
2665892001	3	7/25/17		POCKET FILES		001-621-6506		19.99	51381	7/25/17
2665893001	1	7/25/17		DVDS		001-650-6506		14.95	51381	7/25/17
9573134001	1	7/25/17		ENVELOPES		001-410-6506		8.02	51381	7/25/17
9573273001	1	7/25/17		MAILING SUPPLIES		001-410-6506		52.98	51381	7/25/17
8000175001	1	8/22/17		TAPE, RULED JOURNAL, POUCH		001-410-6506		48.50	51518	8/22/17
8000175001	2	8/22/17		GLUE STICKS		001-410-6599		47.50	51518	8/22/17
3839145001	1	9/06/17		RECEIPT BOOKS, PAPER		600-812-6506		49.57	51577	9/06/17
3839145001	2	9/06/17		RECEIPT BOOKS, PAPER		610-817-6506		49.56	51577	9/06/17
3839145001	3	9/06/17		RECEIPT BOOKS, PAPER		001-621-6506		49.57	51577	9/06/17
3839145001	4	9/06/17		DRY ERASE SUPPLIES		001-650-6506		22.33	51577	9/06/17
8664904001	1	9/19/17		OFFICE SUPPLIES		600-812-6506		9.37	51642	9/19/17
8664904001	2	9/19/17		OFFICE SUPPLIES		610-817-6506		9.37	51642	9/19/17
8664904001	3	9/19/17		OFFICE SUPPLIES		001-621-6506		9.38	51642	9/19/17
8664904001	4	9/19/17		TRASH BAGS, CLOCK		001-650-6507		40.31	51642	9/19/17
8664904001	5	9/19/17		PAPER, POST-ITS, TAPE, STAPLER		001-150-6506		43.69	51642	9/19/17
8664904001	6	9/19/17		PAPER, POST-ITS, TAPE, STAPLER		001-160-6506		43.68	51642	9/19/17
7011792001	1	10/17/17		OFFICE SUPPLIES		600-812-6506		44.35	51763	10/17/17
7011792001	2	10/17/17		OFFICE SUPPLIES		610-817-6506		44.35	51763	10/17/17
7011792001	3	10/17/17		OFFICE SUPPLIES		001-621-6506		44.34	51763	10/17/17
7011792001	4	10/17/17		3RING BINDERS		001-650-6506		39.98	51763	10/17/17
7046309001	1	10/17/17		LEGAL PAD, FOLDERS		001-150-6506		71.69	51763	10/17/17
7046309001	2	10/17/17		LEGAL PAD, FOLDERS		001-160-6506		71.68	51763	10/17/17
7782547001	1	11/07/17		CALENDAR, PLANNERS, STAMP PADS		001-410-6506		139.31	51834	11/07/17
7782898001	1	11/07/17		MOUSE-2		001-410-6506		13.12	51834	11/07/17
7784800001	1	11/07/17		LABLES		001-410-6506		65.79	51834	11/07/17
4723811001	1	11/21/17		TAPE		001-410-6506		45.46	51916	11/21/17
4723955001	1	11/21/17		GLUE		001-410-6506		7.60	51916	11/21/17
7673123001	1	12/19/17		TONER, PAPER		600-812-6506		86.37	52098	12/19/17
7673123001	2	12/19/17		TONER, PAPER		610-817-6506		86.37	52098	12/19/17
7673123001	3	12/19/17		TONER, PAPER		001-621-6506		86.37	52098	12/19/17
7673123001	4	12/19/17		PAPER		001-410-6506		62.97	52098	12/19/17
0581824001	1	1/16/18		STORAGE BOXES		600-812-6506		38.37	52248	1/16/18
0581824001	2	1/16/18		DIVIDERS		610-817-6506		38.37	52248	1/16/18
0581824001	3	1/16/18		BINDERS		001-621-6506		38.37	52248	1/16/18
0581824001	4	1/16/18		TRASH BAGS		001-650-6507		13.84	52248	1/16/18
0581824001	5	1/16/18		BINDERS, PAPER		001-650-6506		72.71	52248	1/16/18
0581824001	6	1/16/18		BINDERS		001-430-6506		26.98	52248	1/16/18
6342318001	1	2/05/18		BUDGET BINDERS		001-621-6506		24.95	52317	2/06/18
6342318001	2	2/05/18		SHARK VACUUM		001-650-6507		179.99	52317	2/06/18
6342318001	3	2/05/18		BROTHER TONER		001-150-6506		32.01	52317	2/06/18
6342318001	4	2/05/18		BROTHER TONER		001-160-6506		32.00	52317	2/06/18
7368456001	1	2/05/18		STAPLES		001-621-6506		24.40	52317	2/06/18
7368456001	2	2/05/18		POCKET PORTFOLIOS; TAPE		001-650-6506		44.91	52317	2/06/18
7878901001	1	2/05/18		FUSER KIT-UB PRINTER		600-812-6506		85.00	52317	2/06/18
7878901001	2	2/05/18		FUSER KIT-UB PRINTER		610-817-6506		85.00	52317	2/06/18
7878901001	3	2/05/18		FUSER KIT-UB PRINTER		670-840-6506		85.00	52317	2/06/18
7878901001	4	2/05/18		FUSER KIT-UB PRINTER		741-865-6506		84.99	52317	2/06/18

# ACCOUNTS PAYABLE VENDOR ACTIVITY

INVOICE NO	LN	DATE	PO NO	REFERENCE	TRACK		1099	NET	CHECK	PD DATE
					CD	GL ACCOUNT				
322 OFFICE DEPOT										
7883689001	1	2/05/18		TONER-UB PRINTER		600-812-6506		36.83	52317	2/06/18
7883689001	2	2/05/18		TONER-UB PRINTER		610-817-6506		36.83	52317	2/06/18
7883689001	3	2/05/18		TONER-UB PRINTER		670-840-6506		36.83	52317	2/06/18
7883689001	4	2/05/18		TONER-UB PRINTER		741-865-6506		36.82	52317	2/06/18
0220861001	1	3/06/18		SUPPLIES		001-410-6506		28.08	52431	3/06/18
6543219001	1	3/06/18		32G FLASHDRIVES		001-430-6506		66.92	52431	3/06/18
6543498001	1	3/06/18		RECEIPT BOOKS,BUSINESS CARDS		600-812-6506		28.58	52431	3/06/18
				POST IT NOTES,WITEOUT						
6543498001	2	3/06/18		RECEIPT BOOKS,BUSINESS CARDS		610-817-6506		28.58	52431	3/06/18
				POST IT NOTES,WITEOUT						
6543498001	3	3/06/18		RECEIPT BOOKS,BUSINESS CARDS		001-621-6506		28.59	52431	3/06/18
				POST IT NOTES,WITEOUT						
6543498001	4	3/06/18		POST-IT NOTES		001-150-6506		7.32	52431	3/06/18
6543498001	5	3/06/18		WITEOUT		001-160-6506		7.32	52431	3/06/18
6543499001	1	3/06/18		DOOR HANGER STOCK		600-812-6506		13.19	52431	3/06/18
0221185001	1	3/20/18		CARDSTOCK PAPER		001-410-6506		29.98	52493	3/20/18
0789335001	1	3/20/18		PAPER,STAPLER		600-812-6506		25.39	52493	3/20/18
0789335001	2	3/20/18		PAPER,STAPLER		610-817-6506		25.39	52493	3/20/18
0789335001	3	3/20/18		PAPER,STAPLER		001-621-6506		25.38	52493	3/20/18
0789335001	4	3/20/18		PAPER		001-150-6506		14.00	52493	3/20/18
0789335001	5	3/20/18		PAPER		001-160-6506		13.99	52493	3/20/18
0699060001	1	4/03/18		POSTCARDS		001-410-6506		65.97	52542	4/03/18
0778491001	1	4/17/18		DIVIDERS-CERTIFIED SITE DOCS		001-520-6580		21.87	52613	4/17/18
0958469001	1	4/17/18		3-RING BINDERS;POST-IT NOTES		600-812-6506		28.48	52613	4/17/18
0958469001	2	4/17/18		3-RING BINDERS;POST-IT NOTES		610-817-6506		28.48	52613	4/17/18
0958469001	3	4/17/18		3-RING BINDERS;POST-IT NOTES		001-621-6506		28.49	52613	4/17/18
0771667001	1	4/17/18		COPY PAPER		001-410-6506		55.98	52613	4/17/18
0771667001	2	4/17/18		DIVIDERS-CERTIFIED SITE		001-520-6580		21.87	52613	4/17/18
0771667001	3	4/17/18		DRY ERASE MARKER SET		110-210-6506		8.90	52613	4/17/18
0778612001	1	4/17/18		FLASH DRIVE		001-621-6506		14.87	52613	4/17/18
0778612001	2	4/17/18		FLASH DRIVES-2 CERTIFIED SITE		001-520-6580		29.74	52613	4/17/18
0574214001	1	5/08/18		PAPER		001-410-6506		33.60	52684	5/08/18
0306796001	1	5/08/18		PAPER;BINDERS		600-812-6506		35.13	52684	5/08/18
0306796001	2	5/08/18		PAPER;BINDERS		610-817-6506		35.13	52684	5/08/18
0306796001	3	5/08/18		PAPER;BINDERS		001-621-6506		35.13	52684	5/08/18
0306796001	4	5/08/18		FOLDERS		001-150-6506		41.99	52684	5/08/18
0306796001	5	5/08/18		FOLDERS		001-160-6506		83.98	52684	5/08/18
0419234001	1	5/08/18		TONER		600-812-6506		162.60	52684	5/08/18
0419234001	2	5/08/18		TONER		610-817-6506		162.59	52684	5/08/18
0419234001	3	5/08/18		TONER		001-621-6506		162.59	52684	5/08/18
0419234001	4	5/08/18		TONER		001-430-6506		98.06	52684	5/08/18
0419234001	5	5/08/18		TONER		110-210-6506		80.79	52684	5/08/18
037555759001	1	5/22/18		CALCULATOR RIBBON,PENS,FOLDERS		600-812-6506		31.99	52777	5/22/18
037555759001	2	5/22/18		CALCULATOR RIBBON,PENS,FOLDERS		610-817-6506		31.99	52777	5/22/18
037555759001	3	5/22/18		CALCULATOR RIBBON,PENS,FOLDERS		001-621-6506		32.00	52777	5/22/18
037555759001	4	5/22/18		EXTRA CAP HANGING FOLDERS		001-650-6506		62.58	52777	5/22/18
037555759001	5	5/22/18		3-RING BINDERS;SCISSORS		001-150-6506		30.10	52777	5/22/18
037555759001	6	5/22/18		3-RING BINDERS;SCISSORS		001-160-6506		30.10	52777	5/22/18
035640187001	1	6/05/18		CART		001-410-6506		34.99	52825	6/05/18
035641107001	1	6/05/18		TAPE,PENCILS		001-410-6506		25.01	52825	6/05/18
037556021003	1	6/05/18		ENVELOPES		001-160-6506		6.97	52825	6/05/18
037556022001	1	6/05/18		WHITEBOARD MARKERS		001-150-6506		6.29	52825	6/05/18
044284249001	1	6/19/18		WHILE U OUT PADS		001-621-6506		12.93	52948	6/19/18



# ACCOUNTS PAYABLE VENDOR ACTIVITY

INVOICE NO	LN	DATE	PO NO	REFERENCE	TRACK		1099	NET	CHECK	PD DATE
					CD	GL ACCOUNT				
322 OFFICE DEPOT										
144284249001	2	6/19/18		WHITEBOARD;MARKERS,LABELS		001-150-6506		112.16	52948	6/19/18
144284249001	3	6/19/18		WHITEBOARD;MARKERS,LABELS		001-160-6506		112.15	52948	6/19/18
149040244001	1	6/19/18		SUPPLIES		001-621-6506		10.41	52948	6/19/18
								-----		
OFFICE DEPOT								4687.81		
386 OFFICE OF AUDITOR										
01012018	1	2/06/18		FY2017 AUDIT FILING FEE		001-621-6580		425.00	52318	2/06/18
								-----		
OFFICE OF AUDITOR								425.00		
2031 OLIVER MARKETA										
07142017	1	7/25/17		REIMB CONFERENCE HOTEL-HONEY C		001-621-6240		42.06	51382	7/25/17
07142017	2	7/25/17		REIMB CONFERENCE HOTEL-HONEY C		600-812-6240		42.06	51382	7/25/17
07142017	3	7/25/17		REIMB CONFERENCE HOTEL-HONEY C		610-817-6240		42.05	51382	7/25/17
07272017	1	8/22/17		MILEAGE REIMB-6/20-7/27		001-621-6240		69.38	51519	8/22/17
07272017	2	8/22/17		MILEAGE REIMB-6/20-7/27		600-812-6240		69.37	51519	8/22/17
07272017	3	8/22/17		MILEAGE REIMB-6/20-7/27		610-817-6240		69.37	51519	8/22/17
08312017	1	10/17/17		MILEAGE REIMB 8/1-8/31/17		001-621-6240		47.35	51764	10/17/17
08312017	2	10/17/17		MILEAGE REIMB 8/1-8/31/17		600-812-6240		48.79	51764	10/17/17
08312017	3	10/17/17		MILEAGE REIMB 8/1-8/31/17		610-817-6240		47.35	51764	10/17/17
11162017	1	11/21/17		KUM&GO-FUEL,LUNCH-GRANT WKSHP		001-621-6240		48.55	51917	11/21/17
12192017	2	12/20/17		CELLPHONE STIPEND-JUNE-DEC2017		600-812-6373		105.00	52123	12/20/17
12192017	3	12/20/17		CELLPHONE STIPEND-JUNE-DEC2017		610-817-6373		105.00	52123	12/20/17
12192017	4	12/20/17		CELLPHONE STIPEND-JUNE-DEC2017		001-621-6373		105.00	52123	12/20/17
03022018	1	3/06/18		CELLPHONE STIPEND JAN-MAR2018		001-621-6373		45.00	52432	3/06/18
03022018	2	3/06/18		CELLPHONE STIPEND JAN-MAR2018		600-812-6373		45.00	52432	3/06/18
03022018	3	3/06/18		CELLPHONE STIPEND JAN-MAR2018		610-817-6373		45.00	52432	3/06/18
04032018	1	5/08/18		MILEAGE REIMB 10/19/17-4/3/18		001-621-6240		124.02	52685	5/08/18
05032018	1	5/08/18		REIMB PARKING;MILEAGE		001-520-6240		33.12	52685	5/08/18
								-----		
08042017	1	5/08/18		BOKA;DM PARTNERSHIP;ANNEXATION PARKING-3RD&COURT		001-621-6240		2.00	52685	5/08/18
								-----		
OLIVER MARKETA								1135.47		
1234 OMNI-SITE										
57970	1	1/03/18		LIFT ST MONITORING		610-816-6499		1104.00	52169	1/03/18
								-----		
OMNI-SITE								1104.00		
2062 OUSLEY CHRISTIAN										
11182017	1	12/05/17		BASKETBALL REFEREE 11/18 2GMS		001-430-6598		50.00	51982	12/05/17
								-----		
OUSLEY CHRISTIAN								50.00		
809 OUTDOOR RECREATION PROD										
10033	1	9/19/17		MEMORIAL BENCH-NICHOLSON		169-430-6504		1100.00	51643	9/19/17
10033	2	9/19/17		MEMORIAL BENCH		001-430-6320		119.00	51643	9/19/17
10218	1	4/03/18		TRASH CAN LATCH-MAIN ST		110-210-6310		82.00	52543	4/03/18
								-----		
OUTDOOR RECREATION PROD								1301.00		
1858 OVERDRIVE INC										

# ACCOUNTS PAYABLE VENDOR ACTIVITY

INVOICE NO	LN	DATE	PO NO	REFERENCE	TRACK CD GL ACCOUNT	1099	NET	CHECK	PD DATE
1858 OVERDRIVE INC									
18-191477	1	8/08/17		BRIDGES E-BOOK SUBSCRIPTION	001-410-6503	N	742.57	51446	8/08/17
683-071817	1	8/08/17		AUDIO/EBOOKS-31	001-410-6503		1752.20	51445	8/08/17
06497C018084559	1	6/05/18		BOOKS ON TAPE-47	001-410-6503		2824.19	52826	6/05/18
							-----		
OVERDRIVE INC							5318.96		
2083 OVERTON KELLEN									
01202018	1	2/05/18		BASKETBALL REFEREE 1/20 6GM	001-430-6598	M	150.00	52319	2/06/18
							-----		
OVERTON KELLEN							150.00		
325 P & P SMALL ENGINES									
229092	1	6/05/18		TRIMMER PARTS	001-430-6350		49.98	52827	6/05/18
							-----		
P & P SMALL ENGINES							49.98		
2113 P&D WELDING									
1354	1	6/05/18		SIGN REPAIR-BONDURANT O	001-430-6320	M	352.10	52828	6/05/18
							-----		
P&D WELDING							352.10		
1134 PETTY CASH									
06272017	1	7/11/17		POSTAGE	001-410-6508		58.88	51297	7/11/17
06272017	2	7/11/17		MAILERS	001-410-6506		4.38	51297	7/11/17
07172017	1	7/17/17		POSTAGE	001-410-6508		139.99	51356	7/17/17
07312017	1	8/08/17		POSTAGE	001-410-6508		73.77	51447	8/08/17
07312017	2	8/08/17		POSTAGE	001-410-6599		10.84	51447	8/08/17
08182017	1	8/22/17		POSTAGE	001-410-6508		141.79	51520	8/22/17
08292017	1	9/06/17		POSTAGE	001-410-6508		41.39	51578	9/06/17
09062017	1	9/08/17		INCREASE LIBRARY PETTY CASH	001-000-1116		50.00	51621	9/08/17
09262017	1	10/03/17		POSTAGE	001-410-6508		152.14	51691	10/03/17
0242017	1	11/07/17		POSTAGE	001-410-6508		144.56	51835	11/07/17
1292017	1	12/05/17		POSTAGE	001-410-6508		149.69	51983	12/05/17
2282017	1	1/03/18		POSTAGE	001-410-6508		75.96	52170	1/03/18
1302018	1	2/06/18		POSTAGE	001-410-6508		157.11	52320	2/06/18
2222018	1	2/22/18		POSTAGE-2 ROLLS STAMPS	001-410-6599		100.00	52389	2/22/18
2272018	1	3/01/18		POSTAGE	001-410-6508		189.09	52391	3/01/18
2272018	1	3/29/18		POSTAGE	001-410-6508		176.93	52509	3/29/18
4242018	1	4/30/18		POSTAGE	001-410-6508		164.04	52636	4/30/18
5302018	1	5/31/18		POSTAGE	001-410-6508		197.19	52789	5/31/18
							-----		
PETTY CASH							2027.75		
1650 PEZZETTI EROSION									
3-0899	1	5/08/18		GRADE/SEED PARKS	001-430-6320		9020.00	52686	5/08/18
3-0908	1	5/08/18		EFNOR;MEADOWBROOK;PLEASANT GRV POTHOLE FILL-SOCCER CONCESSION	001-430-6350		340.00	52686	5/08/18
							-----		
PEZZETTI EROSION							9360.00		
2052 PFALTZGRAFF BRAD									
112017	1	11/21/17		REFEREE 11/11/17 3GMS	001-430-6598	M	75.00	51920	11/21/17
022017	1	12/19/17		BASKETBALL REFEREE 12/2 3GM	001-430-6598	M	75.00	52099	12/19/17

# ACCOUNTS PAYABLE VENDOR ACTIVITY

INVOICE NO	LN	DATE	PO NO	REFERENCE	TRACK CD GL ACCOUNT	1099	NET	CHECK	PD DATE
2052 PFALTZGRAFF BRAD									
				PFALTZGRAFF BRAD			150.00		
				354 PFM					
500897	1	8/22/17		FINANCIAL SRVCS-2017 BOND ISSU ENGLAND PROPERTY PURCHASE	200-125-6893		8991.70	51521	8/22/17
501396	1	5/08/18		ANNUAL RETAINER	600-812-6490		2166.66	52687	5/08/18
501396	2	5/08/18		ANNUAL RETAINER	610-817-6490		2166.67	52687	5/08/18
501396	3	5/08/18		ANNUAL RETAINER	001-621-6490		2166.67	52687	5/08/18
				PFM			15491.70		
				2086 PICK RAY					
01202018	1	2/06/18		BASKETBALL REFEREE 1/20 6 GM	001-430-6598	M	150.00	52321	2/06/18
				PICK RAY			150.00		
				1474 PLAYPOWER					
1400221192	1	5/22/18		PLAYGROUND PART	001-430-6320		422.84	52778	5/22/18
				PLAYPOWER			422.84		
				1708 PLEASANT HILL DEBT					
12012017	1	11/21/17		2014 PURCHASE CAPACITY-INTERES	600-812-6853		3602.00	51896	11/21/17
06012018	1	5/22/18		2014 PURCHASE CAPACITY-PRINCIP	600-812-6803		48500.00	52754	5/22/18
06012018	2	5/22/18		2014 PURCHASE CAPACITY-INTERES	600-812-6853		3602.00	52754	5/22/18
				PLEASANT HILL DEBT			55704.00		
				1894 POHLMEIER CONSTRUCTION					
09102017	1	10/17/17		NE 88TH TILE REPLCMT	741-865-6350		18825.00	51765	10/17/17
				POHLMEIER CONSTRUCTION			18825.00		
				1461 POLK CO TREASURER					
231-00105-	1	3/20/18		PROPERTY TAX-YOUNG PROPERTY	343-220-6580		245.00	52494	3/20/18
231-00106-	1	3/20/18		PROPERTY TAX-YOUNG PROPERTY	343-220-6580		1252.50	52494	3/20/18
				POLK CO TREASURER			1497.50		
				900 POLK COUNTY AUDITOR					
12112017	1	1/03/18		NOV 2017 MUNICIPAL ELECTION	001-630-6413		1376.39	52171	1/03/18
03202018	1	4/17/18		2018 LOSST ELECTION	001-630-6413		1786.46	52614	4/17/18
				POLK COUNTY AUDITOR			3162.85		
				338 POLK COUNTY AVIATION					
964	1	10/03/17		FY2018 TAX LEVY	001-280-6413		13189.00	51692	10/03/17
1005	1	4/17/18		FY2018 LEVY	001-280-6413		13194.00	52615	4/17/18
				POLK COUNTY AVIATION			26383.00		
				759 POLK COUNTY EMERGENCY MG					

# ACCOUNTS PAYABLE VENDOR ACTIVITY

INVOICE NO	LN	DATE	PO NO	REFERENCE	TRACK CD GL ACCOUNT	1099	NET	CHECK	PD DATE
759 POLK COUNTY EMERGENCY MG									
FY17/18	1	3/20/18		28E AGRMT-EMERG MGMT ADMIN	001-150-6413		2746.50	52495	3/20/18
				POLK COUNTY EMERGENCY MG			2746.50		
898 POLK COUNTY EXTENSION									
1011817BB	1	10/03/17		AQUATIC,ROW PEST MGMT TRAIN-BB	001-430-6230	N	35.00	51694	10/03/17
110117BB	1	10/03/17		MOSQUITO PEST MGMT TRAIN-BB	001-350-6230		35.00	51693	10/03/17
110117DH	1	10/03/17		MOSQUITO PEST MGMT TRAIN-DH	001-350-6230	N	35.00	51693	10/03/17
110117PC	1	10/03/17		MOSQUITO PEST MGMT TRAIN-PC	001-350-6230	N	35.00	51695	10/03/17
110817BB	1	10/03/17		TURFGRASS APPLC TRAINING-BB	001-430-6230	N	35.00	51693	10/03/17
110817JM	1	10/03/17		TURFGRASS APPLC TRAINING-JM	001-430-6230	N	35.00	51693	10/03/17
111517DH	1	10/03/17		COMM AG WEED MGMT TRAINING-DH	001-430-6230		35.00	51693	10/03/17
				POLK COUNTY EXTENSION			245.00		
875 POLK COUNTY FIRE CHIEF'S									
1012018	1	1/03/18		DUES	001-150-6210		25.00	52172	1/03/18
				POLK COUNTY FIRE CHIEF'S			25.00		
342 POLK COUNTY PUBLIC WORKS									
8072017	1	11/21/17		WATERSHED COORDINATOR COST SHA	741-865-6413		2200.00	51921	11/21/17
				ANNUAL COST 1 OF 3 YEAR					
948	1	3/06/18		SKID SAND-37 TON	110-210-6417		1258.00	52433	3/06/18
974	1	5/08/18		FY18WINTER BRIDGE PRE-TREATING	110-210-6417		344.90	52688	5/08/18
6012018	1	5/22/18		URBAN SRVC AREA SEWER DEBT	610-817-6802		72908.23	52779	5/22/18
				POLK COUNTY PUBLIC WORKS			76711.13		
343 POLK COUNTY RECORDER									
6650 316	1	10/03/17		PETOCCA USE RESTRICTION RECORD	001-430-6405		12.00	51696	10/03/17
				REAP GRANT-IMPROVEMENTS					
6282018	1	4/03/18		EASEMENT COPIES-CERTIFIED SITE	001-520-6580		97.00	52544	4/03/18
6921 969	1	6/05/18		RECORD ANNEXATION-NOR NATL GAS	001-540-6405		32.00	52829	6/05/18
6952 1	1	6/19/18		RECORD EASEMENTS-WOLFCRK SW P1	610-818-6580		112.00	52949	6/19/18
				POLK COUNTY RECORDER			253.00		
337 POLK COUNTY TREAS									
194	1	7/25/17		ANIMAL CONTROL MAY 2017	001-190-6413		616.18	51383	7/25/17
201	1	7/25/17		LAW ENFORCEMENT JUNE 2017	001-110-6050		40157.00	51383	7/25/17
233	1	8/08/17		ANIMAL CONTROL JUNE 2017	001-190-6413		293.09	51448	8/08/17
253	1	8/22/17		LAW ENFORCEMENT JULY 2017	001-110-6050		43394.17	51522	8/22/17
264	1	9/06/17		ANIMAL CONTROL JULY 2017	001-190-6413		525.20	51579	9/06/17
300	1	9/19/17		LAW ENFORCEMENT JULY 2017	001-110-6050		43394.17	51644	9/19/17
325	1	10/17/17		ANIMAL CONTROL	001-190-6413		713.95	51766	10/17/17
341	1	10/17/17		LAW ENFORCEMENT SEPT 2017	001-110-6050		43394.17	51766	10/17/17
357	1	11/07/17		ANIMAL CONTROL SEPT 2017	001-190-6413		562.70	51836	11/07/17
412	1	11/21/17		LAW ENFORCEMENT OCT 2017	001-110-6050		43394.17	51922	11/21/17
424	1	12/05/17		ANIMAL CONTROL OCT 2017	001-190-6413		411.45	51984	12/05/17
461	1	12/19/17		LAW ENFORCEMENT NOV 2017	001-110-6050		43394.17	52100	12/19/17
469	1	12/19/17		ANIMAL CONTROL NOV 2017	001-190-6413		722.03	52100	12/19/17
502	1	1/16/18		LAW ENFORCEMENT DEC 2017	001-110-6050		43394.17	52249	1/16/18

# ACCOUNTS PAYABLE VENDOR ACTIVITY

INVOICE NO	LN	DATE	PO NO	REFERENCE	TRACK		1099	NET	CHECK	PD DATE
					CD	GL ACCOUNT				
337 POLK COUNTY TREAS										
7516	1	2/05/18		ANIMAL CONTROL DEC 2017		001-190-6413		602.99	52322	2/06/18
7557	1	2/21/18		LAW ENFORCEMENT JAN 2018		001-110-6050		43394.17	52373	2/21/18
7580	1	3/06/18		ANIMAL CONTROL JAN 2018		001-190-6413		639.91	52434	3/06/18
7603	1	3/20/18		LAW ENFORCEMENT FEB 2018		001-110-6050		43394.17	52496	3/20/18
7623	1	4/03/18		ANIMAL CONTROL FEB 2018		001-190-6413		252.12	52545	4/03/18
7652	1	4/17/18		LAW ENFORCEMENT MARCH 2018		001-110-6050		43394.17	52616	4/17/18
7665	1	5/08/18		ANIMAL CONTROL MARCH 2018		001-190-6413		377.12	52689	5/08/18
7707	1	5/22/18		LAW ENFORCEMENT APRIL 2018		001-110-6050		43394.17	52780	5/22/18
7724	1	6/05/18		ANIMAL CONTROL APRIL 2018		001-190-6413		833.57	52830	6/05/18
7743	1	6/19/18		LAW ENFORCEMENT MAY 2018		001-110-6050		43394.17	52950	6/19/18
POLK COUNTY TREAS								524043.18		
346 PORTER HARDWARE										
74440	1	11/07/17		PLEXIGLASS-COUNCIL TABLE		001-650-6506		71.30	51837	11/07/17
76956	1	2/21/18		PLEXIGLAS		110-210-6506		120.78	52374	2/21/18
80625	1	6/05/18		WEEDING TOOLS		001-430-6507		29.78	52831	6/05/18
PORTER HARDWARE								221.86		
464 POSITIVE PROMOTIONS										
5832958	1	9/06/17		COLORING BOOKS-FIRE PREVENT WK		001-150-6510		557.25	51580	9/06/17
POSITIVE PROMOTIONS								557.25		
416 POSTMASTER										
7312017	1	7/31/17		UTILITY BILL MAILING		600-812-6508		132.26	51402	7/31/17
7312017	2	7/31/17		UTILITY BILL MAILING		610-817-6508		132.26	51402	7/31/17
7312017	3	7/31/17		UTILITY BILL MAILING		670-840-6508		132.26	51402	7/31/17
7312017	4	7/31/17		UTILITY BILL MAILING		741-865-6508		132.25	51402	7/31/17
9012017	1	9/01/17		UTILITY BILL MAILING		600-812-6508		133.64	51539	9/01/17
9012017	2	9/01/17		UTILITY BILL MAILING		610-817-6508		133.64	51539	9/01/17
9012017	3	9/01/17		UTILITY BILL MAILING		670-840-6508		133.64	51539	9/01/17
9012017	4	9/01/17		UTILITY BILL MAILING		741-865-6508		133.62	51539	9/01/17
9292017	1	9/29/17		UTILITY BILL MAILING		600-812-6508		132.72	51655	9/29/17
9292017	2	9/29/17		UTILITY BILL MAILING		610-817-6508		132.72	51655	9/29/17
9292017	3	9/29/17		UTILITY BILL MAILING		670-840-6508		132.72	51655	9/29/17
9292017	4	9/29/17		UTILITY BILL MAILING		741-865-6508		132.70	51655	9/29/17
0312017	1	10/31/17		UTILITY BILL MAILING		600-812-6508		133.16	51784	10/31/17
0312017	2	10/31/17		UTILITY BILL MAILING		610-817-6508		133.16	51784	10/31/17
0312017	3	10/31/17		UTILITY BILL MAILING		670-840-6508		133.16	51784	10/31/17
0312017	4	10/31/17		UTILITY BILL MAILING		741-865-6508		133.14	51784	10/31/17
1302017	1	11/30/17		UTILITY BILL MAILING		600-812-6508		133.34	51939	11/30/17
1302017	2	11/30/17		UTILITY BILL MAILING		610-817-6508		133.34	51939	11/30/17
1302017	3	11/30/17		UTILITY BILL MAILING		670-840-6508		133.34	51939	11/30/17
1302017	4	11/30/17		UTILITY BILL MAILING		741-865-6508		133.34	51939	11/30/17
2282017	1	12/28/17		UTILITY BILL MAILING		600-812-6508		135.13	52131	12/28/17
2282017	2	12/28/17		UTILITY BILL MAILING		610-817-6508		135.13	52131	12/28/17
2282017	3	12/28/17		UTILITY BILL MAILING		670-840-6508		135.13	52131	12/28/17
2282017	4	12/28/17		UTILITY BILL MAILING		741-865-6508		135.12	52131	12/28/17
1312018	1	1/31/18		UTILITY BILL MAILING		600-812-6508		131.64	52264	1/31/18
1312018	2	1/31/18		UTILITY BILL MAILING		610-817-6508		131.64	52264	1/31/18
1312018	3	1/31/18		UTILITY BILL MAILING		670-840-6508		131.64	52264	1/31/18

# ACCOUNTS PAYABLE VENDOR ACTIVITY

INVOICE NO	LN	DATE	PO NO	REFERENCE	TRACK CD GL ACCOUNT	1099	NET	CHECK	PD DATE
416 POSTMASTER									
01312018	4	1/31/18		UTILITY BILL MAILING	741-865-6508		131.62	52264	1/31/18
02282018	1	2/28/18		UTILITY BILL MAILING	600-812-6508		130.99	52390	2/28/18
02282018	2	2/28/18		UTILITY BILL MAILING	610-817-6508		130.99	52390	2/28/18
02282018	3	2/28/18		UTILITY BILL MAILING	670-840-6508		130.99	52390	2/28/18
02282018	4	2/28/18		UTILITY BILL MAILING	741-865-6508		130.98	52390	2/28/18
03302018	1	3/30/18		UTILITY BILL MAILING	600-812-6508		132.76	52510	3/30/18
03302018	2	3/30/18		UTILITY BILL MAILING	610-817-6508		132.76	52510	3/30/18
03302018	3	3/30/18		UTILITY BILL MAILING	670-840-6508		132.75	52510	3/30/18
03302018	4	3/30/18		UTILITY BILL MAILING	741-865-6508		132.75	52510	3/30/18
04302018	1	4/30/18		UTILITY BILL MAILING	600-812-6508		131.30	52635	4/30/18
04302018	2	4/30/18		UTILITY BILL MAILING	610-817-6508		131.30	52635	4/30/18
04302018	3	4/30/18		UTILITY BILL MAILING	670-840-6508		131.30	52635	4/30/18
04302018	4	4/30/18		UTILITY BILL MAILING	741-865-6508		131.31	52635	4/30/18
05312018	1	5/31/18		UTILITY BILL MAILING	600-812-6508		132.27	52790	5/31/18
05312018	2	5/31/18		UTILITY BILL MAILING	610-817-6508		132.27	52790	5/31/18
05312018	3	5/31/18		UTILITY BILL MAILING	670-840-6508		132.27	52790	5/31/18
05312018	4	5/31/18		UTILITY BILL MAILING	741-865-6508		132.25	52790	5/31/18
06302018	1	6/05/18		PERMIT 13	600-812-6508		56.25	52832	6/05/18
06302018	2	6/05/18		PERMIT 13	610-817-6508		56.25	52832	6/05/18
06302018	3	6/05/18		PERMIT 13	670-840-6508		56.25	52832	6/05/18
06302018	4	6/05/18		PERMIT 13	741-865-6508		56.25	52832	6/05/18
07 2018	1	6/19/18		ANNUAL POST BOX FEE	001-621-6508		92.00	52951	6/19/18
06292018	1	6/29/18		UTILITY BILL MAILING	600-812-6508		132.91	52969	6/29/18
06292018	2	6/29/18		UTILITY BILL MAILING	610-817-6508		132.91	52969	6/29/18
06292018	3	6/29/18		UTILITY BILL MAILING	670-840-6508		132.91	52969	6/29/18
06292018	4	6/29/18		UTILITY BILL MAILING	741-865-6508		132.92	52969	6/29/18
POSTMASTER							6685.35		
967 PRAIRIE AG SUPPLY									
01-75508	1	7/11/17		GAUGE-SCAG MOWER	001-430-6350		78.35	51298	7/11/17
01-74467	1	7/25/17		REPLC HYDRO FAN BLADE-SCAG	001-430-6350		66.01	51384	7/25/17
01-76219	1	8/22/17		MOWER STARTER REPAIR	001-430-6350		453.33	51523	8/22/17
01-76507	1	8/22/17		MOWER PARTS	001-430-6350		60.74	51523	8/22/17
01-79168	1	11/21/17		MOWER RADIATOR REPLCMT,SERVICE	001-430-6350		1168.63	51923	11/21/17
01-79195	1	11/21/17		MOWER SPRINGS-2	001-430-6350		45.52	51923	11/21/17
01-81894	1	4/17/18		MOWER PARTS-MOWER 311	001-430-6350		207.23	52617	4/17/18
01-82256	1	5/08/18		MOWER REPAIR-SCAG TIGER 14079	001-430-6350		649.61	52690	5/08/18
01-84117	1	5/22/18		MOWER PARTS	001-430-6350		92.82	52781	5/22/18
01-84498	1	6/05/18		SCAG MOWER REPAIR-BLADES	001-430-6350		87.55	52833	6/05/18
01-84569	1	6/05/18		TORO MOWER REPAIR-SELF PROP	001-430-6350		84.38	52833	6/05/18
PRAIRIE AG SUPPLY							2994.17		
1979 PRAIRIE LANDSCAPES									
B 2017.3	1	8/08/17		BIOSWALE PLANTING-CITY HALL	741-865-6499	M	3515.00	51449	8/08/17
B 2017.4	1	8/22/17		NATIVE PLANTS PLANTING-CH	741-865-6499	M	690.00	51524	8/22/17
B 2017.5	1	9/19/17		PRAIRIE WORK-PETOCKA	741-865-6499	M	1805.00	51654	9/19/17
B2017.6	1	2/05/18		WEED PRAIRIE SWALE	001-650-6320	M	450.00	52323	2/06/18
B2017.7	1	2/05/18		WEED PETOCKA PRAIRIE	001-430-6320	M	310.00	52323	2/06/18
PRAIRIE LANDSCAPES							6770.00		

# ACCOUNTS PAYABLE VENDOR ACTIVITY

INVOICE NO	LN	DATE	PO NO	REFERENCE	TRACK		1099	NET	CHECK	PD DATE
					CD	GL ACCOUNT				
				348 PRAXAIR						
8018979	1	7/25/17		CYLINDER RENTAL		001-160-6507		42.19	51385	7/25/17
8389814	1	8/22/17		CYLINDER RENTAL		001-160-6507		41.15	51525	8/22/17
8795559	1	9/19/17		CYLINDER RENTAL		001-160-6507		327.91	51646	9/19/17
9153788	1	10/17/17		CYLINDER RENTAL		001-160-6507		116.35	51767	10/17/17
9689132	1	11/21/17		CYLINDER RENTAL		001-160-6507		117.00	51924	11/21/17
0197026	1	12/19/17		CYLINDER RENTAL		001-160-6507		120.67	52101	12/19/17
0692676	1	1/16/18		CYLINDER RENTAL		001-160-6507		119.25	52250	1/16/18
1217073	1	2/21/18		CYLINDER RENTAL		001-160-6507		123.03	52375	2/21/18
1713267	1	3/20/18		CYLINDER RENTAL		001-160-6507		498.12	52497	3/20/18
2259031	1	4/17/18		CYLINDER RENTAL		001-160-6507		111.30	52618	4/17/18
2777382	1	5/22/18		CYLINDER RENTAL		001-160-6507		124.89	52782	5/22/18
3313857	1	6/19/18		CYLINDER RENTAL		001-160-6507		121.50	52952	6/19/18

PRAXAIR

1863.36

982 PRINCIPAL LIFE										
18052 817	1	7/25/17		LIFE INS AUG 2017		112-621-6150		118.32	51386	7/25/17
18052 817	2	7/25/17		LIFE INS AUG 2017		112-210-6150		32.38	51386	7/25/17
18052 817	3	7/25/17		LIFE INS AUG 2017		600-811-6150		32.06	51386	7/25/17
18052 817	4	7/25/17		LIFE INS AUG 2017		610-816-6150		32.06	51386	7/25/17
18052 817	5	7/25/17		LIFE INS AUG 2017		741-865-6150		8.59	51386	7/25/17
18052 817	6	7/25/17		LIFE INS AUG 2017		112-430-6150		27.39	51386	7/25/17
18052 817	7	7/25/17		LIFE INS AUG 2017		112-410-6150		61.84	51386	7/25/17
18052 817	8	7/25/17		LIFE INS AUG 2017		112-170-6150		12.19	51386	7/25/17
18052 817	9	7/25/17		LIFE INS AUG 2017		112-150-6150		19.33	51386	7/25/17
18052 817	10	7/25/17		LIFE INS AUG 2017		112-160-6150		19.33	51386	7/25/17
15082 917	1	8/22/17		LIFE INS SEPT 2017		112-621-6150		55.29	51526	8/22/17
15082 917	2	8/22/17		LIFE INS SEPT 2017		112-210-6150		32.38	51526	8/22/17
15082 917	3	8/22/17		LIFE INS SEPT 2017		600-811-6150		32.06	51526	8/22/17
15082 917	4	8/22/17		LIFE INS SEPT 2017		610-816-6150		32.06	51526	8/22/17
15082 917	5	8/22/17		LIFE INS SEPT 2017		741-865-6150		8.59	51526	8/22/17
15082 917	6	8/22/17		LIFE INS SEPT 2017		112-430-6150		27.39	51526	8/22/17
15082 917	7	8/22/17		LIFE INS SEPT 2017		112-410-6150		61.84	51526	8/22/17
15082 917	8	8/22/17		LIFE INS SEPT 2017		112-170-6150		12.19	51526	8/22/17
15082 917	9	8/22/17		LIFE INS SEPT 2017		112-150-6150		19.33	51526	8/22/17
15082 917	10	8/22/17		LIFE INS SEPT 2017		112-160-6150		19.33	51526	8/22/17
150821017	1	10/03/17		LIFE INS OCT 2017		112-621-6150		95.81	51697	10/03/17
150821017	2	10/03/17		LIFE INS OCT 2017		112-210-6150		32.38	51697	10/03/17
150821017	3	10/03/17		LIFE INS OCT 2017		600-811-6150		32.06	51697	10/03/17
150821017	4	10/03/17		LIFE INS OCT 2017		610-816-6150		32.06	51697	10/03/17
150821017	5	10/03/17		LIFE INS OCT 2017		741-865-6150		8.59	51697	10/03/17
150821017	6	10/03/17		LIFE INS OCT 2017		112-430-6150		27.39	51697	10/03/17
150821017	7	10/03/17		LIFE INS OCT 2017		112-410-6150		61.84	51697	10/03/17
150821017	8	10/03/17		LIFE INS OCT 2017		112-170-6150		10.69	51697	10/03/17
150821017	9	10/03/17		LIFE INS OCT 2017		112-150-6150		19.33	51697	10/03/17
150821017	10	10/03/17		LIFE INS OCT 2017		112-160-6150		19.33	51697	10/03/17
150821117	1	11/07/17		LIFE INS NOV 2017		112-621-6150		95.81	51838	11/07/17
150821117	2	11/07/17		LIFE INS NOV 2017		112-210-6150		32.38	51838	11/07/17
150821117	3	11/07/17		LIFE INS NOV 2017		600-811-6150		32.06	51838	11/07/17
150821117	4	11/07/17		LIFE INS NOV 2017		610-816-6150		32.06	51838	11/07/17
150821117	5	11/07/17		LIFE INS NOV 2017		741-865-6150		8.59	51838	11/07/17
150821117	6	11/07/17		LIFE INS NOV 2017		112-430-6150		27.39	51838	11/07/17
150821117	7	11/07/17		LIFE INS NOV 2017		112-410-6150		61.84	51838	11/07/17

## ACCOUNTS PAYABLE VENDOR ACTIVITY

7/01/2017 THRU 6/30/2018

INVOICE NO	LN	DATE	PO NO	REFERENCE	TRACK		1099	NET	CHECK	PD DATE
					CD	GL ACCOUNT				
				982 PRINCIPAL LIFE						
H150821117	8	11/07/17		LIFE INS NOV 2017		112-170-6150		10.69	51838	11/07/17
H150821117	9	11/07/17		LIFE INS NOV 2017		112-150-6150		19.33	51838	11/07/17
H150821117	10	11/07/17		LIFE INS NOV 2017		112-160-6150		19.33	51838	11/07/17
H150821217	1	12/05/17		LIFE INS DEC 2017		112-621-6150		95.81	51985	12/05/17
H150821217	2	12/05/17		LIFE INS DEC 2017		112-210-6150		32.38	51985	12/05/17
H150821217	3	12/05/17		LIFE INS DEC 2017		600-811-6150		32.06	51985	12/05/17
H150821217	4	12/05/17		LIFE INS DEC 2017		610-816-6150		32.06	51985	12/05/17
H150821217	5	12/05/17		LIFE INS DEC 2017		741-865-6150		8.59	51985	12/05/17
H150821217	6	12/05/17		LIFE INS DEC 2017		112-430-6150		27.39	51985	12/05/17
H150821217	7	12/05/17		LIFE INS DEC 2017		112-410-6150		63.74	51985	12/05/17
H150821217	8	12/05/17		LIFE INS DEC 2017		112-170-6150		10.69	51985	12/05/17
H150821217	9	12/05/17		LIFE INS DEC 2017		112-150-6150		19.33	51985	12/05/17
H150821217	10	12/05/17		LIFE INS DEC 2017		112-160-6150		19.33	51985	12/05/17
38428	1	12/19/17		STD FICA		001-621-6580		30.36	52102	12/19/17
H15082 118	1	1/03/18		JAN 2018 LIFE INS		112-621-6150		95.81	52173	1/03/18
H15082 118	2	1/03/18		JAN 2018 LIFE INS		112-210-6150		32.38	52173	1/03/18
H15082 118	3	1/03/18		JAN 2018 LIFE INS		600-811-6150		10.68	52173	1/03/18
H15082 118	4	1/03/18		JAN 2018 LIFE INS		610-816-6150		10.68	52173	1/03/18
H15082 118	5	1/03/18		JAN 2018 LIFE INS		741-865-6150		8.59	52173	1/03/18
H15082 118	6	1/03/18		JAN 2018 LIFE INS		112-430-6150		27.39	52173	1/03/18
H15082 118	7	1/03/18		JAN 2018 LIFE INS		112-410-6150		63.74	52173	1/03/18
H15082 118	8	1/03/18		JAN 2018 LIFE INS		112-170-6150		10.69	52173	1/03/18
H15082 118	9	1/03/18		JAN 2018 LIFE INS		112-150-6150		19.33	52173	1/03/18
H15082 118	10	1/03/18		JAN 2018 LIFE INS		112-160-6150		19.33	52173	1/03/18
H15082 218	1	2/05/18		LIFE INS-FEB 2018; DEC2017-JAN2018 INCR \$50,000		112-621-6150		328.96	52324	2/06/18
H15082 218	2	2/05/18		LIFE INS-FEB 2018; DEC2017-JAN2018 INCR \$50,000		112-210-6150		132.68	52324	2/06/18
H15082 218	3	2/05/18		LIFE INS-FEB 2018; DEC2017-JAN2018 INCR \$50,000		600-811-6150		77.14	52324	2/06/18
H15082 218	4	2/05/18		LIFE INS-FEB 2018; DEC2017-JAN2018 INCR \$50,000		610-816-6150		48.59	52324	2/06/18
H15082 218	5	2/05/18		LIFE INS-FEB 2018; DEC2017-JAN2018 INCR \$50,000		741-865-6150		29.32	52324	2/06/18
H15082 218	6	2/05/18		LIFE INS-FEB 2018; DEC2017-JAN2018 INCR \$50,000		112-430-6150		82.42	52324	2/06/18
H15082 218	7	2/05/18		LIFE INS-FEB 2018; DEC2017-JAN2018 INCR \$50,000		112-410-6150		219.17	52324	2/06/18
H15082 218	8	2/05/18		LIFE INS-FEB 2018; DEC2017-JAN2018 INCR \$50,000		112-170-6150		36.60	52324	2/06/18
H15082 218	9	2/05/18		LIFE INS-FEB 2018; DEC2017-JAN2018 INCR \$50,000		112-150-6150		71.14	52324	2/06/18
H15082 218	10	2/05/18		LIFE INS-FEB 2018; DEC2017-JAN2018 INCR \$50,000		112-160-6150		71.13	52324	2/06/18
H15082 318	1	3/06/18		LIFE INS MARCH 2018		112-621-6150		173.53	52435	3/06/18
H15082 318	2	3/06/18		LIFE INS MARCH 2018		112-210-6150		70.51	52435	3/06/18
H15082 318	3	3/06/18		LIFE INS MARCH 2018		600-811-6150		40.88	52435	3/06/18
H15082 318	4	3/06/18		LIFE INS MARCH 2018		610-816-6150		26.14	52435	3/06/18
H15082 318	5	3/06/18		LIFE INS MARCH 2018		741-865-6150		15.50	52435	3/06/18
H15082 318	6	3/06/18		LIFE INS MARCH 2018		112-430-6150		44.43	52435	3/06/18
H15082 318	7	3/06/18		LIFE INS MARCH 2018		112-410-6150		115.55	52435	3/06/18
H15082 318	8	3/06/18		LIFE INS MARCH 2018		112-170-6150		19.33	52435	3/06/18
H15082 318	9	3/06/18		LIFE INS MARCH 2018		112-150-6150		36.60	52435	3/06/18



# ACCOUNTS PAYABLE VENDOR ACTIVITY

INVOICE NO	LN	DATE	PO NO	REFERENCE	TRACK		1099	NET	CHECK	PD DATE
					CD	GL ACCOUNT				
982 PRINCIPAL LIFE										
15082 318	10	3/06/18		LIFE INS MARCH 2018		112-160-6150		36.58	52435	3/06/18
15082 418	1	4/03/18		LIFE INS APR 2018		112-621-6150		173.53	52546	4/03/18
15082 418	2	4/03/18		LIFE INS APR 2018		112-210-6150		70.51	52546	4/03/18
15082 418	3	4/03/18		LIFE INS APR 2018		600-811-6150		40.88	52546	4/03/18
15082 418	4	4/03/18		LIFE INS APR 2018		610-816-6150		26.14	52546	4/03/18
15082 418	5	4/03/18		LIFE INS APR 2018		741-865-6150		15.50	52546	4/03/18
15082 418	6	4/03/18		LIFE INS APR 2018		112-430-6150		44.43	52546	4/03/18
15082 418	7	4/03/18		LIFE INS APR 2018		112-410-6150		115.55	52546	4/03/18
15082 418	8	4/03/18		LIFE INS APR 2018		112-170-6150		19.33	52546	4/03/18
15082 418	9	4/03/18		LIFE INS APR 2018		112-150-6150		36.59	52546	4/03/18
15082 418	10	4/03/18		LIFE INS APR 2018		112-160-6150		36.59	52546	4/03/18
15082 518	1	5/08/18		LIFE INS MAY 2018		112-621-6150		173.53	52691	5/08/18
15082 518	2	5/08/18		LIFE INS MAY 2018		112-210-6150		146.85	52691	5/08/18
15082 518	3	5/08/18		LIFE INS MAY 2018		600-811-6150		51.78	52691	5/08/18
15082 518	4	5/08/18		LIFE INS MAY 2018		610-816-6150		37.04	52691	5/08/18
15082 518	5	5/08/18		LIFE INS MAY 2018		741-865-6150		15.50	52691	5/08/18
15082 518	6	5/08/18		LIFE INS MAY 2018		112-430-6150		55.33	52691	5/08/18
15082 518	7	5/08/18		LIFE INS MAY 2018		112-410-6150		115.55	52691	5/08/18
15082 518	8	5/08/18		LIFE INS MAY 2018		112-170-6150		19.33	52691	5/08/18
15082 518	9	5/08/18		LIFE INS MAY 2018		112-150-6150		36.60	52691	5/08/18
15082 518	10	5/08/18		LIFE INS MAY 2018		112-160-6150		36.59	52691	5/08/18
15082-1 618	1	6/05/18		LIFE INS JUNE 2018		112-621-6150		173.53	52834	6/05/18
15082-1 618	2	6/05/18		LIFE INS JUNE 2018		112-210-6150		95.96	52834	6/05/18
15082-1 618	3	6/05/18		LIFE INS JUNE 2018		600-811-6150		44.51	52834	6/05/18
15082-1 618	4	6/05/18		LIFE INS JUNE 2018		610-816-6150		29.77	52834	6/05/18
15082-1 618	5	6/05/18		LIFE INS JUNE 2018		741-865-6150		15.50	52834	6/05/18
15082-1 618	6	6/05/18		LIFE INS JUNE 2018		112-430-6150		48.06	52834	6/05/18
15082-1 618	7	6/05/18		LIFE INS JUNE 2018		112-410-6150		115.55	52834	6/05/18
15082-1 618	8	6/05/18		LIFE INS JUNE 2018		112-170-6150		19.33	52834	6/05/18
15082-1 618	9	6/05/18		LIFE INS JUNE 2018		112-150-6150		36.60	52834	6/05/18
15082-1 618	10	6/05/18		LIFE INS JUNE 2018		112-160-6150		36.59	52834	6/05/18
PRINCIPAL LIFE								5572.02		
1293 PROTEX CENTRAL										
384	1	6/05/18		FIRE ALARM;EXTINGUISHER INSPEC		001-410-6499		469.00	52835	6/05/18
384	2	6/05/18		FIRE ALARM;EXTINGUISHER INSPEC		001-650-6499		189.00	52835	6/05/18
384	3	6/05/18		EXTINGUISHER INSPECTION		610-817-6499		8.00	52835	6/05/18
384	4	6/05/18		EXTINGUISHER INSPECTIONS		001-430-6499		24.00	52835	6/05/18
384	5	6/05/18		EXTINGUISHER INSPECTIONS		001-150-6499		80.00	52835	6/05/18
384	6	6/05/18		EXTINGUISHER INSPECTIONS		001-160-6499		80.00	52835	6/05/18
384	7	6/05/18		EXTINGUISHER INSPECTIONS		110-210-6499		216.00	52835	6/05/18
PROTEX CENTRAL								1066.00		
2046 PROVANTAGE										
2932	1	10/17/17		SONY LUMEN WUXGA PROJECTOR VPLCH370		001-410-6725		1825.00	51768	10/17/17
5152	1	6/05/18		DELL OPTIPLEX DESKTOP		001-410-6725		1159.50	52836	6/05/18
4677	1	6/05/18		DELL MONITOR-2		001-410-6725		414.50	52836	6/05/18
PROVANTAGE								3399.00		

# ACCOUNTS PAYABLE VENDOR ACTIVITY

INVOICE NO	LN	DATE	PO NO	REFERENCE	TRACK		1099	NET	CHECK	PD DATE
					CD	GL ACCOUNT				
2045 QB STUDIOS										
1005829	1	10/03/17		EXPLORER T-SHIRTS		001-150-6181		64.00	51698	10/03/17
1005829	2	10/03/17		EXPLORER T-SHIRTS		001-160-6181		64.00	51698	10/03/17
1005908	1	2/05/18		DIGITIZE LOGO		001-160-6181		33.62	52325	2/06/18
1007339	1	6/19/18		UNIFORMS-LADIES POLOS		001-150-6181		95.00	52953	6/19/18
1007339	2	6/19/18		UNIFORMS-LADIES POLOS		001-160-6181		95.00	52953	6/19/18
QB STUDIOS								351.62		
1612 QUALITY STRIPING										
080	1	9/06/17		PAINT CROSSWALKS		110-210-6417		226.00	51581	9/06/17
QUALITY STRIPING								226.00		
1526 QUALITY TRAFFIC CONTROL										
9532	1	10/17/17		BARRICADE LIGHT		110-210-6507		20.00	51769	10/17/17
QUALITY TRAFFIC CONTROL								20.00		
1628 QUICK SUPPLY										
199900-IN	1	6/05/18		EROSION CONTROL BLANKET-ROW		110-210-6417		52.00	52837	6/05/18
199900-IN	2	6/05/18		EROSION CONTROL BLANKET-ROW		600-811-6375		52.00	52837	6/05/18
200270-IN	1	6/19/18		GRASS SEED		600-811-6507		152.00	52954	6/19/18
QUICK SUPPLY								256.00		
1196 QUILL										
632258	1	7/11/17		COPY PAPER-2 CS		001-410-6506		46.98	51299	7/11/17
632258	2	7/11/17		COPY PAPER		001-621-6506		15.66	51299	7/11/17
632258	3	7/11/17		COPY PAPER		600-812-6506		15.66	51299	7/11/17
632258	4	7/11/17		COPY PAPER		610-817-6506		15.66	51299	7/11/17
583836	1	8/08/17		TONER		001-650-6506		51.00	51450	8/08/17
583836	2	8/08/17		TONER		001-430-6506		51.00	51450	8/08/17
583836	3	8/08/17		TONER		001-621-6506		50.99	51450	8/08/17
583895	1	1/03/18		COPY PAPER		001-160-6506		25.38	52174	1/03/18
583895	2	1/03/18		COPY PAPER		001-621-6506		25.38	52174	1/03/18
583895	3	1/03/18		SANITIZING WIPES		001-650-6506		14.56	52174	1/03/18
583895	4	1/03/18		PAPER,MAILING SEALS		600-812-6506		36.14	52174	1/03/18
583895	5	1/03/18		PAPER,MAILING SEALS		610-817-6506		36.13	52174	1/03/18
46602	1	4/17/18		WHITEBOARD		110-210-6506		50.39	52619	4/17/18
84432	1	4/17/18		FAX;PRINTER;SCANNER		110-210-6506		50.00	52619	4/17/18
84432	2	4/17/18		FAX;PRINTER;SCANNER		001-430-6506		50.00	52619	4/17/18
84432	3	4/17/18		FAX;PRINTER;SCANNER		600-812-6506		50.00	52619	4/17/18
84432	4	4/17/18		FAX;PRINTER;SCANNER		741-865-6506		49.99	52619	4/17/18
QUILL								634.92		
1375 R & B SERVICES										
-2017	1	12/05/17		NUISANCE MOWING-305 MAIN SE 205 MALLARD PT NW		001-210-6499		325.00	51986	12/05/17
R & B SERVICES								325.00		
619 RACOM										

## ACCOUNTS PAYABLE VENDOR ACTIVITY

7/01/2017 THRU 6/30/2018

INVOICE NO	LN	DATE	PO NO	REFERENCE	TRACK		1099	NET	CHECK	PD DATE
					CD	GL ACCOUNT				
619 RACOM										
2B128058	1	7/11/17		EARPHONE KIT,BELT CLIPS		001-150-6373		84.00	51300	7/11/17
2B128058	2	7/11/17		EARPHONE KIT,BELT CLIPS		001-160-6373		84.00	51300	7/11/17
RI-171246	1	8/08/17		EDACS ACCESS		001-150-6373		470.00	51451	8/08/17
RI-171246	2	8/08/17		EDACS ACCESS		001-160-6373		470.00	51451	8/08/17
RI-171401	1	9/06/17		EDACS ACCESS		001-150-6373		470.00	51582	9/06/17
RI-171401	2	9/06/17		EDACS ACCESS		001-160-6373		470.00	51582	9/06/17
17INV1096	1	10/03/17		PAGERS-6		001-150-6373		1456.50	51699	10/03/17
17INV1096	2	10/03/17		PAGERS-6		001-160-6373		1456.50	51699	10/03/17
RI-171553	1	10/03/17		EDACS ACCESS		001-150-6373		470.00	51699	10/03/17
RI-171553	2	10/03/17		EDACS ACCESS		001-160-6373		470.00	51699	10/03/17
RI-171720	1	11/07/17		EDACS ACCESS		001-150-6373		470.00	51839	11/07/17
RI-171720	2	11/07/17		EDACS ACCESS		001-160-6373		470.00	51839	11/07/17
RI171872	1	12/05/17		EDACS ACCESS		001-150-6373		470.00	51987	12/05/17
RI171872	2	12/05/17		EDACS ACCESS		001-160-6373		470.00	51987	12/05/17
17INV1436	1	1/03/18		REPAIR FLOODLIGHTS-4130		001-160-6332		6428.00	52175	1/03/18
RI-172032	1	1/03/18		EDACS ACCESS		001-150-6373		470.00	52175	1/03/18
RI-172032	2	1/03/18		EDACS ACCESS		001-160-6373		470.00	52175	1/03/18
RI-180131	1	2/06/18		EDACS ACCESS		001-150-6373		470.00	52326	2/06/18
RI-180131	2	2/06/18		EDACS ACCESS		001-160-6373		470.00	52326	2/06/18
RI-180282	1	3/06/18		EDACS ACCESS		001-150-6373		470.00	52436	3/06/18
RI-180282	2	3/06/18		EDACS ACCESS		001-160-6373		470.00	52436	3/06/18
18INV0232	1	3/20/18		VEHICLE LIGHT REPLACEMENTS		001-150-6332		3093.10	52498	3/20/18
RI-180428	1	4/03/18		EDACS ACCESS		001-150-6373		470.00	52547	4/03/18
RI-180428	2	4/03/18		EDACS ACCESS		001-160-6373		470.00	52547	4/03/18
2B135199	1	4/17/18		PAGER REPAIR		001-160-6419		152.88	52620	4/17/18
18INV0372	1	5/08/18		PAGERS-5		001-150-6727		1122.50	52692	5/08/18
18INV0372	2	5/08/18		PAGERS-5		001-160-6727		1122.50	52692	5/08/18
2B135419	1	5/08/18		PAGER BATTERY-5		001-150-6727		105.00	52692	5/08/18
RI-180576	1	5/08/18		EDACS ACCESS		001-150-6373		470.00	52692	5/08/18
RI-180576	2	5/08/18		EDACS ACCESS		001-160-6373		470.00	52692	5/08/18
18INV0510A	1	6/05/18		COMPUTERS-3		001-150-6419		1267.53	52838	6/05/18
18INV0510A	2	6/05/18		COMPUTERS-3		001-160-6419		1114.64	52838	6/05/18
18INV0510A	3	6/05/18		COMPUTERS-3		001-150-6310		617.83	52838	6/05/18
2B136697	1	6/05/18		INSTALL NEW DOCK-4110;4111		001-150-6332		150.00	52838	6/05/18
2B136715	1	6/05/18		RADIO REPAIR-4140		001-150-6332		47.50	52838	6/05/18
RI-180726	1	6/05/18		EDACS ACCESS		001-150-6373		470.00	52838	6/05/18
RI-180726	2	6/05/18		EDACS ACCESS		001-160-6373		470.00	52838	6/05/18
RACOM								28642.48		
1702 RECORDED BOOKS										
75567325	1	8/08/17		AUDIO BOOKS		001-410-6502		864.90	51452	8/08/17
9551338	1	10/03/17		RBDIGITAL SUBSC-E-BOOKS;MAGAZI		001-410-6503		750.00	51700	10/03/17
75604071	1	11/07/17		EMAGAZINES		001-410-6503		119.90	51840	11/07/17
RECORDED BOOKS								1734.80		
1246 RED WING SHOE										
06692D110	1	9/19/17		STEEL TOE BOOTS-BAILEY		741-865-6181		72.00	51647	9/19/17
06692D110	2	9/19/17		STEEL TOE BOOTS-BAILEY		001-430-6181		71.99	51647	9/19/17
00016026	1	3/06/18		STEEL TOE BOOTS-KG		110-210-6181		202.49	52437	3/06/18
7201242	1	4/17/18		WORK BOOTS-HIGGINS		600-811-6181		93.59	52621	4/17/18
7201242	2	4/17/18		WORK BOOTS-HIGGINS		110-210-6181		140.40	52621	4/17/18

# ACCOUNTS PAYABLE VENDOR ACTIVITY

INVOICE NO	LN	DATE	PO NO	REFERENCE	TRACK CD GL ACCOUNT	1099	NET	CHECK	PD DATE
1246 RED WING SHOE									
RED WING SHOE								580.47	
1267 REES TREE SRVC									
07132017	1	7/25/17		TREE REMOVAL;TRIM-4TH NE ROW	110-210-6499	M	2350.00	51387	7/25/17
10122017	1	10/17/17		TREE TRIMMING-2ND ST	110-210-6499	M	300.00	51770	10/17/17
REES TREE SRVC								2650.00	
1525 REGISTER MEDIA									
552903	1	7/25/17		PUBLISH MINUTES	001-621-6402		51.78	51388	7/25/17
553450	1	7/25/17		PUBLISH CCR REPORT	600-812-6402		140.61	51388	7/25/17
553450	2	7/25/17		PUBLISH SPEC ASSESSMT-CURB STO	600-812-6402		30.91	51388	7/25/17
553450	3	7/25/17		PUBLISH BUDGET AMEND;MINUTES	001-621-6402		649.86	51388	7/25/17
553450	4	7/25/17		PUBLISH STOP SIGN ORDINANCE	110-210-6402		20.56	51388	7/25/17
000792629	1	9/19/17		PUBLISH PARKING ORDINANCE	110-210-6402		41.88	51648	9/19/17
000792629	2	9/19/17		PUBLISH ZONING ORDINANCE	001-540-6402		102.69	51648	9/19/17
000792629	3	9/19/17		PUBLISH COUNCIL MINUTES	001-621-6402		704.38	51648	9/19/17
71684	1	10/17/17		PUBLISHING-JULY 2017	001-621-6402		740.96	51771	10/17/17
60639	1	10/17/17		PUBLISHING	001-621-6402		451.08	51771	10/17/17
60639	2	10/17/17		PUBLISHING	110-210-6402		84.71	51771	10/17/17
60639	3	10/17/17		PUBLISHING	001-540-6402		103.07	51771	10/17/17
001038674	1	11/21/17		PUBLISH PARKING ORDINANCE	110-210-6402		40.90	51925	11/21/17
001038674	2	11/21/17		PUBLISH ANNEXATION;FENCE ORD REZONING PUBLIC HEARING	001-540-6402		156.54	51925	11/21/17
001038674	3	11/21/17		PUBLISH MINUTES,AFR,FIREWO ORD	001-621-6402		611.01	51925	11/21/17
073076	1	12/19/17		ZONING ORDINANCE	001-540-6402		47.76	52103	12/19/17
073076	2	12/19/17		PUBLISHING	001-621-6402		260.18	52103	12/19/17
099239	1	1/16/18		NOTICE TO BIDDERS;PUBLIC HEAR	341-430-6580		181.35	52251	1/16/18
099239	2	1/16/18		NOTICE OF PUBLIC HEARING-DD30	741-865-6402		45.80	52251	1/16/18
099239	3	1/16/18		PUBLISH EVENT PARKING ORD17219	110-210-6402		49.23	52251	1/16/18
099239	4	1/16/18		PUBLISH COUNCIL MIN,WARRANTS	001-621-6402		659.10	52251	1/16/18
232232	1	2/21/18		PUBLISH STOP,PARKING ORDINANCE	110-210-6402		88.16	52376	2/21/18
232232	2	2/21/18		PUBLISH DIST30 PUBLIC HEARING	741-865-6402		45.80	52376	2/21/18
232232	3	2/21/18		PUBLISH COUNCIL MIN,WARRANT	001-621-6402		675.83	52376	2/21/18
001413123	1	3/20/18		PUBLISH COUNCIL MIN,LOAN NOTIC	001-621-6402		601.73	52499	3/20/18
001413123	2	3/20/18		PUBLISH REZONING,USE NOTICES	001-540-6402		209.29	52499	3/20/18
001413123	3	3/20/18		PUBLISH UTILITY EXT PUBLIC HEA	600-813-6580		41.39	52499	3/20/18
001413123	4	3/20/18		PUBLISH RE-BID-BRSC GRADING	341-430-6580		40.90	52499	3/20/18
001413123	5	3/20/18		PUBLISH CEMETERY ORDINANCE	001-450-6580		118.87	52499	3/20/18
001413123	6	3/20/18		PUBLISH PARK REGULATIONS;ORDI	001-430-6580		188.89	52499	3/20/18
01523261	1	4/17/18		PUBLISHING-HWY65&64TH ST	001-540-6402		16.87	52622	4/17/18
01523261	2	4/17/18		PUBLISHING-COUNCIL MINUTES	001-621-6402		277.46	52622	4/17/18
01626454	1	5/22/18		PUBLISH BUDGET AMEND;COUNCIL	001-621-6402		571.25	52783	5/22/18
01626454	2	5/22/18		PUBLISH REZONING PUBLIC HEARIN	001-540-6402		448.49	52783	5/22/18
01626454	3	5/22/18		PUBLISH PARKING ORDINANCE	110-210-6402		40.90	52783	5/22/18
01716237	1	6/19/18		PUBLISH CCR REPORT	600-812-6402		274.57	52955	6/19/18
01716237	2	6/19/18		PUBLISH BUDGET AMENDMENT;COUNC	001-621-6402		530.54	52955	6/19/18
01716237	3	6/19/18		PUBLISH REZONE,COMP PLAN ADJ	001-540-6402		316.96	52955	6/19/18
REGISTER MEDIA								9662.26	
1414 RHODE ISLAND NOVELTY									

# ACCOUNTS PAYABLE VENDOR ACTIVITY

INVOICE NO	LN	DATE	PO NO	REFERENCE	TRACK CD GL ACCOUNT	1099	NET	CHECK	PD DATE
1414 RHODE ISLAND NOVELTY									
IN3852244	1	6/05/18		SRP PRIZES	167-410-6506		253.40	52839	6/05/18
				RHODE ISLAND NOVELTY			253.40		
1677 RICHARDSON-KUGLER									
11162017	1	11/21/17		MILEAGE REIMB-DATA TECH-KUGLER	600-812-6240		40.56	51926	11/21/17
11162017	2	11/21/17		MILEAGE REIMB-SHELTER LOCKS-MK	001-430-6450		17.01	51926	11/21/17
11162017	3	11/21/17		MILEAGE REIMB-ALTOONA MTG-KUGL	001-160-6580		5.35	51926	11/21/17
12312017	1	3/06/18		REIMB DEPENDENT HEALTH INS DEC 2017 AGE OUT	001-621-6450		63.01	52438	3/06/18
				RICHARDSON-KUGLER			125.93		
1404 RJ MARTIN EXCAVATING									
1720	1	8/08/17		GRADE,BACKFILL-CONCRETE FLUME 4TH & CLEVELAND	741-865-6350		840.00	51453	8/08/17
1756	1	11/21/17		HAUL ROCK-FINISH SOUTH RD	001-450-6310		349.31	51927	11/21/17
1762	1	12/05/17		BEAVER DAM REMOVAL-HUBBELL CRK	741-865-6499		600.00	51988	12/05/17
				RJ MARTIN EXCAVATING			1789.31		
1943 RUPERT MOLLY									
09272017	1	11/07/17		MILEAGE REIMB 9/8/16-9/27/17	001-430-6450		341.04	51841	11/07/17
				RUPERT MOLLY			341.04		
1975 RW EXCAVATING									
3	1	10/17/17		GLWTE SEG3 TRAIL CONSTRUCTION	323-210-6799		53774.52	51775	10/17/17
3-FINAL	1	11/21/17		FINAL GLWTE CONSTRUCTION	323-210-6799		13546.08	51928	11/21/17
				RETAINER PAYOUT					
	1	3/06/18		GLWTE SEG#3-SMALL BALANCE	323-210-6799		2.53	52439	3/06/18
				RW EXCAVATING			67323.13		
1701 SANDERS JILL									
06302017	1	7/11/17		WALMART-SPRAY PAINT	001-410-6599		24.28	51301	7/11/17
06302017	2	7/11/17		STAPLES-SUPPLIES	001-410-6506		34.75	51301	7/11/17
06302017	3	7/11/17		MILEAGE REIMB	001-410-6240		5.35	51301	7/11/17
07262017	1	8/08/17		REIMB MILES TO HY-VEE; DRY ICE	167-410-6506		66.11	51455	8/08/17
08222017	1	9/06/17		MILEAGE REIMB 8/9;8/22/17	001-410-6240		33.71	51584	9/06/17
09122017	1	10/03/17		MILEAGE REIMB 9/7-9/12/17	001-410-6240		71.16	51701	10/03/17
09122017	2	10/03/17		CHAMBER LUNCH/LEARN REGISTRATI	001-410-6210		10.00	51701	10/03/17
0242017	1	11/07/17		MILEAGE REIMB 10/11/17	001-410-6240		16.59	51842	11/07/17
2012017	1	12/05/17		MILEAGE REIMB-WALMART ALTOONA	001-410-6240		5.35	51989	12/05/17
2012017	2	12/05/17		TARGET-DVD	001-410-6502		17.99	51989	12/05/17
2232018	1	3/06/18		REIMB TREES FOREVER WORKSHOP	001-430-6230		25.00	52440	3/06/18
4262018	1	5/08/18		FUEL-SCCIC BLOOD PATHOGENS	001-410-6240		20.00	52693	5/08/18
4262018	2	5/08/18		FUEL-SCCIC BLOOD PATHOGENS	001-430-6230		17.00	52693	5/08/18
				SANDERS JILL			347.29		
1666 SANDRY FIRE SUPPLY									
4007	1	8/08/17		HONEYWELL SUSPENDER-2	001-150-6507		121.30	51456	8/08/17

# ACCOUNTS PAYABLE VENDOR ACTIVITY

INVOICE NO	LN	DATE	PO NO	REFERENCE	TRACK CD GL ACCOUNT	1099	NET	CHECK	PD DATE
1666 SANDRY FIRE SUPPLY									
54146	1	8/22/17		GLOBE BOOTS,FUSION GLOVES,TOOL	001-150-6507		820.30	51528	8/22/17
53452	1	9/06/17		TURNOUT GEAR-SCCIC FUNDS	168-160-6504		1000.00	51585	9/06/17
53452	2	9/06/17		TURNOUT GEAR-FIRE ASSOC DONATI	168-160-6504		6000.00	51585	9/06/17
53452	3	9/06/17		TURNOUT GEAR-DONATIONS	168-160-6504		3586.84	51585	9/06/17
54251	1	9/01/17		GLOBE BOOTS,FIRE HOODS,TOOLS	001-150-6507		1013.17	51585	9/06/17
54252	1	9/01/17		TURNOUT ALTERATIONS	001-150-6507		130.04	51585	9/06/17
54306	1	9/01/17		FIRE FOAM	001-150-6507		680.00	51585	9/06/17
54416	1	10/03/17		VEHICLE PARTS	001-150-6430		550.53	51702	10/03/17
54833	1	11/07/17		SCBA FLOW TESTING-28	001-150-6430	M	1696.20	51843	11/07/17
54895	1	12/05/17		GLOBE BOOTS	001-150-6507		530.80	51990	12/05/17
55021	1	12/05/17		CAIRNS HELMET	001-150-6727		288.35	51990	12/05/17
55120	1	12/19/17		TURNOUT GEAR NAME PATCH	001-150-6181		58.00	52104	12/19/17
55161	1	12/19/17		CAIRNS GOGGLES	001-150-6181		267.22	52104	12/19/17
INV-000020	1	4/03/18		FLOW TEST;MSA HARNESSSES	001-150-6430	M	1163.53	52579	4/03/18
INV-000088	1	4/03/18		TESTING	001-150-6430	M	2285.95	52579	4/03/18
INV-000647	1	5/08/18		TURNOUT GEAR BAG-4	001-150-6181	M	204.00	52694	5/08/18
INV-001106	1	5/08/18		NIGHTSTICK LIGHT-2	001-160-6181	M	121.39	52694	5/08/18
SANDRY FIRE SUPPLY							20517.62		
2066 SAVAGE NATHAN									
12022017	1	12/19/17		BASKETBALL REFEREE 12/2 4GM	001-430-6598	M	100.00	52105	12/19/17
12162017	1	1/16/18		BASKETBALL REFEREE 12/16 3GMS	001-430-6598	M	75.00	52252	1/16/18
SAVAGE NATHAN							175.00		
460 SCCIC									
12122018	1	3/06/18		DUES	001-180-6210		100.00	52441	3/06/18
SCCIC							100.00		
2080 SCHULZE KEVIN									
1202018	1	2/05/18		BASKETBALL REFEREE 1/21 6GM	001-430-6598	M	150.00	52327	2/06/18
SCHULZE KEVIN							150.00		
2065 SCHULZE KOBE									
12022017	1	12/19/17		BASKETBALL REFEREE 12/2 3GM	001-430-6598	M	75.00	52106	12/19/17
SCHULZE KOBE							75.00		
1470 SCIENCE CENTER									
1282	1	4/03/18		ADVENTURE PASS	001-410-6599		250.00	52549	4/03/18
SCIENCE CENTER							250.00		
977 SECRETARY OF STATE									
IVER	1	3/20/18		NOTARY APPLC-OLIVER	001-621-6580		30.00	52500	3/20/18
VANHOUTEN	1	3/20/18		NOTARY APPLC-VANHOUTEN	001-621-6580		30.00	52500	3/20/18
SECRETARY OF STATE							60.00		
2050 SHELLMYER CHAD									

# ACCOUNTS PAYABLE VENDOR ACTIVITY

INVOICE NO	LN	DATE	PO NO	REFERENCE	TRACK CD	GL ACCOUNT	1099	NET	CHECK	PD DATE
2050 SHELLMYER CHAD										
1112017	1	11/21/17		REFEREE 11/11/17 4GMS		001-430-6598	M	100.00	51929	11/21/17
				SHELLMYER CHAD				100.00		
2051 SHELLMYER SKYLER										
1112017	1	11/21/17		REFEREE 11/11/17 4GMS		001-430-6598	M	100.00	51930	11/21/17
				SHELLMYER SKYLER				100.00		
1312 SIMPLEXGRINNELL										
3846531	1	10/03/17		SERVICE CALL-ALARM CHECK		001-650-6310		208.00	51703	10/03/17
9730456	1	11/07/17		ALARM MONITORING		001-410-6499		568.69	51844	11/07/17
4161111	1	11/07/17		SMOKE DETECTOR CLEANING		001-410-6310		691.25	51844	11/07/17
9917501	1	1/16/18		FIRE ALARM MONITORING		001-650-6499		673.61	52253	1/16/18
				SIMPLEXGRINNELL				2141.55		
2070 SMITH DAN										
2022017	1	12/19/17		SANTA CLAUS-PARADE		001-430-6599		50.00	52107	12/19/17
				SMITH DAN				50.00		
1336 SMITH'S SEWER SERVICE										
40022	1	7/11/17		PLEASANT GR SEWER CLEAN-ROCKS		610-816-6350		3575.00	51302	7/11/17
				CUST CIT0003						
40039	1	7/11/17		JET TILE LINE-88TH NE		741-865-6499		280.00	51302	7/11/17
				CUST CIT0003						
48877	1	12/19/17		CLEAN SHOP PITS-CUST CIT003		110-210-6310		277.50	52108	12/19/17
48877	2	12/19/17		CLEAN SHOP PITS		001-430-6310		100.00	52108	12/19/17
00900	1	5/08/18		JET VAC LIFT STATION		610-816-6350		377.50	52695	5/08/18
				CUST CIT003						
419	1	6/19/18		JET VAC SEWER-MAIN SE-CIT003		610-816-6350		350.00	52956	6/19/18
				SMITH'S SEWER SERVICE				4960.00		
1728 SOLAR MASTERS										
528	1	10/17/17		SOLAR LIGHTS-FLASHING RED-2		110-210-6509		227.00	51772	10/17/17
				SOLAR MASTERS				227.00		
2038 SOUTHEASTERN EMERG EQUIPM										
72475	1	8/22/17		SUPPLIES		001-160-6507		922.69	51529	8/22/17
72915	1	9/06/17		DEFIB PADS		001-160-6507		201.64	51586	9/06/17
73297	1	9/06/17		IV SETS		001-160-6507		111.92	51586	9/06/17
73875	1	9/06/17		SYRINGES,SALINE		001-160-6507		195.61	51586	9/06/17
74391	1	9/06/17		AIRWAY KIT		001-160-6507		28.21	51586	9/06/17
74654	1	9/06/17		CERVICAL COLLAR		001-160-6507		174.40	51586	9/06/17
75267	1	9/01/17		CERVICAL COLLAR		001-160-6507		98.10	51586	9/06/17
75554	1	9/19/17		SUPPLIES		001-160-6507		67.07	51649	9/19/17
78545	1	10/03/17		SUPPLIES		001-160-6507		94.55	51704	10/03/17
80153	1	10/03/17		SUPPLIES		001-160-6507		24.59	51704	10/03/17
80393	1	10/17/17		RESTRAINTS-2		001-160-6507		1428.00	51773	10/17/17
82997	1	11/07/17		SUPPLIES		001-160-6507		46.94	51845	11/07/17

# ACCOUNTS PAYABLE VENDOR ACTIVITY

INVOICE NO	LN	DATE	PO NO	REFERENCE	TRACK		1099	NET	CHECK	PD DATE
					CD	GL ACCOUNT				
2038 SOUTHEASTERN EMERG EQUIPM										
84165	1	11/07/17		SUPPLIES		001-160-6507		31.43	51845	11/07/17
85644	1	11/07/17		SUPPLIES		001-160-6507		83.09	51845	11/07/17
91973	1	12/19/17		SUPPLIES		001-160-6507		9.45	52109	12/19/17
92836	1	1/03/18		SUPPLIES		001-160-6507		30.85	52176	1/03/18
94017	1	1/16/18		SALINE		001-160-6507		58.42	52254	1/16/18
94347	1	1/16/18		TOURNIQUET,SPLINT		001-160-6507		99.82	52254	1/16/18
94764	1	1/16/18		LEAD CABLE-ZOLL MONITOR		001-160-6507		165.78	52254	1/16/18
94911	1	1/16/18		SUPPLIES		001-160-6507		146.97	52254	1/16/18
95423	1	1/16/18		SUPPLIES		001-160-6507		19.51	52254	1/16/18
95946	1	1/16/18		GLOVES		001-160-6507		38.13	52254	1/16/18
96617	1	2/05/18		SUPPLIES		001-160-6507		331.56	52328	2/06/18
96912	1	2/05/18		SUPPLIES		001-160-6507		153.72	52328	2/06/18
97716	1	2/06/18		SUPPLIES		001-160-6507		7.14	52328	2/06/18
99065	1	2/06/18		SUPPLIES		001-160-6507		23.00	52328	2/06/18
99262	1	2/06/18		SUPPLIES		001-160-6507		1.89	52328	2/06/18
00770	1	2/21/18		SUPPLIES		001-160-6507		235.72	52377	2/21/18
78509	1	3/06/18		SUPPLY RETURN		001-160-6507		41.50-	52442	3/06/18
97680	1	3/06/18		SUPPLIES		001-160-6507		153.80	52442	3/06/18
03275	1	3/06/18		SUPPLIES		001-160-6507		9.89	52442	3/06/18
06390	1	3/20/18		SUPPLIES		001-160-6507		15.80	52501	3/20/18
07036	1	3/20/18		SUPPLIES		001-160-6507		5.80	52501	3/20/18
08354	1	4/03/18		SHIRTS,PATCHES,PANT		001-150-6181		294.42	52550	4/03/18
08354	2	4/03/18		SHIRTS,PATCHES,PANT		001-160-6181		294.42	52550	4/03/18
18007	1	6/05/18		MASKS		001-160-6507		13.20	52841	6/05/18
19405	1	6/05/18		SUPPLIES		001-160-6507		118.47	52841	6/05/18
								-----		
SOUTHEASTERN EMERG EQUIPM								5694.50		
1395 SPINUTECH										
7964	1	7/11/17		QTRLY LICENSE,HOSTING FEE		001-621-6419		600.00	51303	7/11/17
9011	1	10/03/17		QTRLY LICENSE,SUPPORT		001-621-6419		600.00	51705	10/03/17
9926	1	1/03/18		QTRLY LICENSE,SUPPORT,HOST FEE		001-621-6419		690.00	52177	1/03/18
1350	1	4/03/18		QTRLY LICENSE,SUPPORT		001-621-6419		690.00	52551	4/03/18
1952	1	6/19/18		DOMAIN RENEWAL-2YRS		001-621-6419		70.00	52957	6/19/18
								-----		
SPINUTECH								2650.00		
2112 SPOERRY DANIELLE										
15709238	1	6/05/18		EMT TEXTBOOK		001-160-6230		266.33	52842	6/05/18
								-----		
SPOERRY DANIELLE								266.33		
1889 SPORTS PAGE TEAM										
515	1	11/21/17		BASKETBALL UNIFORMS-SHORT/JERS		001-430-6598		6836.25	51931	11/21/17
585	1	2/06/18		JERSEYS		001-430-6598		155.00	52329	2/06/18
								-----		
SPORTS PAGE TEAM								6991.25		
1106 SPRAYER SPECIALTIES										
28893-IN	1	5/22/18		MOWER PART		001-430-6350		2.44	52784	5/22/18
								-----		
SPRAYER SPECIALTIES								2.44		



7/01/2017 THRU 6/30/2018

INVOICE NO	LN	DATE	PO NO	REFERENCE	TRACK		1099	NET	CHECK	PD DATE
					CD	GL ACCOUNT				
452 STAPLES										
6167 717	1	7/25/17		TONER-MK		600-812-6506		57.10	51389	7/25/17
6167 717	2	7/25/17		TONER-MK		610-817-6506		57.09	51389	7/25/17
6167 917	1	10/03/17		MONITOR		001-621-6506		90.00	51706	10/03/17
6167 917	2	10/03/17		MONITOR		600-812-6506		30.00	51706	10/03/17
6167 917	3	10/03/17		MONITOR		610-817-6506		29.99	51706	10/03/17
6167 218	1	2/21/18		OFFICE CHAIRS		001-621-6506		100.00	52378	2/21/18
6167 218	2	2/21/18		OFFICE CHAIRS		600-812-6506		100.00	52378	2/21/18
6167 218	3	2/21/18		OFFICE CHAIRS		610-817-6506		99.98	52378	2/21/18
6167 218	4	2/21/18		SUPPLIES		001-410-6506		45.35	52378	2/21/18
6167 418	1	5/08/18		BINDERS;INDEX TABS-CERTIFIED S		001-520-6580		52.44	52696	5/08/18
6167 418	2	5/08/18		CASH REGISTER;RECORDER		001-410-6504		139.98	52696	5/08/18
6167 618	1	6/28/18		LABELS-BDI DEVELOPER CONF		001-520-6580		37.99	52967	6/28/18
6167 618	2	6/28/18		OFFICE CHAIR		001-410-6506		211.98	52967	6/28/18
6167 618	3	6/28/18		LABELS		167-410-6506		35.97	52967	6/28/18
								-----		
STAPLES								1087.87		
455 STAR EQUIPMENT LTD										
01553613	1	7/25/17		SAW REPAIR		001-150-6504		96.59	51390	7/25/17
01557796	1	10/03/17		CYCLONE BLOWER W/KOHLER ENGINE SER-27934 MODELBTCKB4		110-210-6799		3313.28	51707	10/03/17
01557796	2	10/03/17		CYCLONE BLOWER W/KOHLER ENGINE SER-27934 MODELBTCKB4		001-430-6727		3313.27	51707	10/03/17
								-----		
STAR EQUIPMENT LTD								6723.14		
646 STATE LIBRARY OF IOWA										
18-191045	1	8/08/17		BRIDGES E-BOOK SUBSCRIPTION		001-410-6503	N	59.23	51458	8/08/17
18-192044	1	8/08/17		DATABASE SUBSCRIPTION		001-410-6503		354.58	51457	8/08/17
09112017	1	10/03/17		TRAINING-PUBLIC LIB MGMT1		001-410-6230		50.00	51708	10/03/17
09132017	1	10/03/17		REGISTRATION-PUBLIC LIB SUPPOR WEBINAR-MCHRISTIAN 10/23/17		001-410-6230		20.00	51708	10/03/17
04122018	1	3/06/18		PATRON OUTCOME WORKSHP-SANDERS		001-410-6230		100.00	52443	3/06/18
								-----		
STATE LIBRARY OF IOWA								583.81		
850 STEWART ELEC										
10671	1	8/08/17		POST LIGHT REPAIR-CITY PARK		001-430-6320	N	140.00	51459	8/08/17
10702	1	9/01/17		INSTALL FLAG POLE LIGHTS		001-150-6310		1016.00	51587	9/06/17
10702	2	9/01/17		INSTALL FLAG POLE LIGHTS		001-160-6310		1016.00	51587	9/06/17
10710	1	9/01/17		ADD ELECTRICAL SRVC-SECUR SYS		001-150-6310		156.00	51587	9/06/17
10710	2	9/01/17		ADD ELECTRICAL SRVC-SECUR SYS		001-160-6310		156.00	51587	9/06/17
10716	1	9/01/17		NEW AND SPEAKER RELOCATION		001-150-6310		271.00	51587	9/06/17
10716	2	9/01/17		NEW AND SPEAKER RELOCATION		001-160-6310		271.00	51587	9/06/17
775	1	11/07/17		REPLC EXIT LIGHT;LABEL PANEL		001-410-6310		292.00	51846	11/07/17
776	1	11/07/17		REPLC EXIT LIGHT;PANEL LABEL		001-650-6310	N	310.00	51846	11/07/17
777	1	11/07/17		REPLC EMERG LIGHT;LABEL PANEL		110-210-6310		292.00	51846	11/07/17
778	1	11/07/17		REPLC FLASHING LIGHT-2 WEST		110-210-6762		470.00	51846	11/07/17
10794	1	12/05/17		REPLC TRAFFIC LIGHT BULBS HWY65/GRANT BURNED OUT YEL;GRN		110-210-6762		480.00	51991	12/05/17
10836	1	1/16/18		LOCATES-TRAFFIC SIGNALS		110-210-6499		285.00	52255	1/16/18
10866	1	2/05/18		REPAIR SIDE PARKING LOT LIGHT		001-650-6320		280.00	52330	2/06/18
10867	1	2/05/18		TRACE WOLF CRK ELECTRICITY		600-811-6499		147.50	52330	2/06/18

## ACCOUNTS PAYABLE VENDOR ACTIVITY

7/01/2017 THRU 6/30/2018

INVOICE NO	LN	DATE	PO NO	REFERENCE	TRACK		1099	NET	CHECK	PD DATE
					CD	GL ACCOUNT				
850 STEWART ELEC										
10868	1	2/05/18		TAKE DOWN CHRISTMAS DECORATION		001-430-6499		360.00	52330	2/06/18
10886	1	3/06/18		RETRACTABLE CORD REEL		001-150-6332		350.50	52444	3/06/18
10886	2	3/06/18		RETRACTABLE CORD REEL		001-150-6310		350.50	52444	3/06/18
10915	1	4/03/18		LIGHT REPAIR-ENTRY PENDANT LTS		001-410-6310		285.00	52552	4/03/18
				REAR PATIO WALL LIGHT						
10966	1	5/08/18		TRAFFIC LIGHT REPAIR-HWY65/32		110-210-6762		270.00	52697	5/08/18
				RED TURN ARROW LIGHT						
10977	1	5/08/18		LOCATE UNDERGROUND WIRING		110-210-6499		155.00	52697	5/08/18
				HWY65/32ND SW TRAFFIC LIGHTS						
11012	1	6/19/18		SCHOOL FLASHING LIGHT-GRANT		110-210-6762		7000.00	52958	6/19/18
STEWART ELEC								14353.50		
564 STOREY/MATT PARROT										
PINV519800	1	10/17/17		DISCONNECT NOTICE-1500		600-812-6414		78.28	51756	10/17/17
PINV519800	2	10/17/17		DISCONNECT NOTICE-1500		610-817-6414		78.27	51756	10/17/17
PINV519800	3	10/17/17		DISCONNECT NOTICE-1500		670-840-6414		78.27	51756	10/17/17
PINV519800	4	10/17/17		DISCONNECT NOTICE-1500		741-865-6414		78.27	51756	10/17/17
PINV577471	1	5/08/18		PRINTING-UTILITY BILLS-7700		600-812-6414		430.08	52676	5/08/18
PINV577471	2	5/08/18		PRINTING-UTILITY BILLS-7700		610-817-6414		430.08	52676	5/08/18
PINV577471	3	5/08/18		PRINTING-UTILITY BILLS-7700		670-840-6414		430.08	52676	5/08/18
PINV577471	4	5/08/18		PRINTING-UTILITY BILLS-7700		741-865-6414		430.08	52676	5/08/18
PINV584743	1	6/05/18		#10 WINDOW ENVELOPES		001-621-6414		64.90	52843	6/05/18
PINV584743	2	6/05/18		#10 WINDOW ENVELOPES		600-812-6414		64.89	52843	6/05/18
PINV584743	3	6/05/18		#10 WINDOW ENVELOPES		610-817-6414		64.89	52843	6/05/18
STOREY/MATT PARROT								2228.09		
1534 STRATUS BUILDING										
17878	1	7/11/17		CLEANING		001-410-6499		443.29	51304	7/11/17
18195	1	8/08/17		CLEANING		001-410-6499		443.29	51460	8/08/17
18505	1	9/06/17		CLEANING		001-410-6499		443.29	51588	9/06/17
18313	1	10/03/17		WINDOW CLEANING		001-410-6310		392.00	51709	10/03/17
18883	1	10/03/17		CLEANING		001-410-6499		443.29	51709	10/03/17
19171	1	11/07/17		CLEANING		001-410-6499		443.29	51847	11/07/17
19504	1	12/05/17		CLEANING		001-410-6499		443.29	51992	12/05/17
19925	1	1/03/18		CLEANING		001-410-6499		443.29	52178	1/03/18
20285	1	2/06/18		CLEANING		001-410-6499		443.29	52331	2/06/18
20606	1	3/06/18		CLEANING		001-410-6499		443.29	52445	3/06/18
21090	1	4/03/18		CLEANING		001-410-6499		443.29	52553	4/03/18
21505	1	5/08/18		CLEANING		001-410-6499		443.29	52698	5/08/18
21938	1	6/05/18		CLEANING		001-410-6499		443.29	52844	6/05/18
STRATUS BUILDING								5711.48		
1014 STRAUSS LOCK										
1003774-00	1	8/08/17		KEY		001-650-6507		4.50	51461	8/08/17
1016107-00	1	11/21/17		REPAIR COUNCIL DOOR LOCK		001-650-6310		45.00	51932	11/21/17
5000317-00	1	2/21/18		KEYS		600-811-6507		21.00	52379	2/21/18
5003422-000	1	6/05/18		KEYS-PARK BATHROOMS		001-430-6507		27.00	52845	6/05/18
STRAUSS LOCK								97.50		

# ACCOUNTS PAYABLE VENDOR ACTIVITY

INVOICE NO	LN	DATE	PO NO	REFERENCE	TRACK		1099	NET	CHECK	PD DATE
					CD	GL ACCOUNT				
2523				2117 SUBSURFACE SOL						
	1	6/19/18		RADIODETECTION RECEIVER RD7100 TX-5 TRANSMITTER LOCATOR		610-816-6727		3731.76	52959	6/19/18
				SUBSURFACE SOL				3731.76		
452979				1751 SWANK MOTION PIC						
	1	7/25/17		MOVIE LICENSE 8/3/17		001-430-6599		385.00	51391	7/25/17
				SWANK MOTION PIC				385.00		
1302017 2312017 AN2018				1365 SYLVESTER TRAPPING						
	1	12/19/17		BEAVER,MUSKRAT TRAPPING		741-865-6499		320.00	52110	12/19/17
	1	2/05/18		TRAP COYOTE-2		001-190-6499		150.00	52332	2/06/18
	1	3/06/18		COYOTE TRAPPING-3		001-190-6499		225.00	52446	3/06/18
				SYLVESTER TRAPPING				695.00		
6192017 6202017				1522 SYNERGY CONTRACTING						
	1	7/11/17		WATERMAIN BORE-HWY 65 REQ#3		600-811-6780	M	1862.00	51312	7/11/17
	1	7/11/17		WATERMAIN BORE-RETAINER PAYMENT IN FULL		600-811-6780	M	5860.40	51312	7/11/17
				SYNERGY CONTRACTING				7722.40		
13 7TH NE				2035 TANZANITE						
	1	8/08/17		REIMB OVERPYMT BLDG PERMIT 213 7TH ST NE APPLY TO 904 MULBERRY		001-170-6450		205.00	51462	8/08/17
				TANZANITE				205.00		
05				1637 TAXPAYERS ASSOC						
	1	1/16/18		CAPITAL CROSSROADS DUES COLLABORATION FOR LOCAL GOVT		001-621-6210		900.00	52256	1/16/18
				TAXPAYERS ASSOC				900.00		
706				1940 TBL PRINT						
	1	3/06/18		PRIVACY FORM PRINTING		001-160-6507		145.00	52447	3/06/18
				TBL PRINT				145.00		
35996 18				940 THE DES MOINES REGISTER						
	1	4/03/18		NEWSPAPER SUBSCRIPTION4/1-3/31		001-410-6502		290.03	52554	4/03/18
				THE DES MOINES REGISTER				290.03		
92				404 THE UNDERGROUND COMPANY						
	1	11/07/17		HYDRANT REPAIR-2ND & MAIN HIT BY DRUNK DRIVER		600-811-6375		2945.00	51848	11/07/17
	1	11/07/17		RAISE HYDRANT-BLAINE ST		600-811-6375		1042.50	51848	11/07/17
07				THE UNDERGROUND COMPANY				3987.50		

# ACCOUNTS PAYABLE VENDOR ACTIVITY

INVOICE NO	LN	DATE	PO NO	REFERENCE	TRACK		1099	NET	CHECK	PD DATE
					CD	GL ACCOUNT				
1421 THRASHER										
16316	1	9/06/17		AIR CONDITIONER REPAIR		001-150-6310		281.50	51589	9/06/17
16316	2	9/06/17		AIR CONDITIONER REPAIR		001-160-6310		281.50	51589	9/06/17
152555	1	11/07/17		FURNACE REPAIR		001-650-6310		447.00	51849	11/07/17
153249	1	12/19/17		REPLC PRESSURE SWITCH-FURNACE		001-150-6310		159.00	52111	12/19/17
153249	2	12/19/17		REPLC PRESSURE SWITCH-FURNACE		001-160-6310		158.00	52111	12/19/17
153388	1	1/03/18		HOT WATER HEATER-50 GAL		001-150-6310		1250.00	52179	1/03/18
153388	2	1/03/18		HOT WATER HEATER-50 GAL		001-160-6310		1250.00	52179	1/03/18
153867	1	2/05/18		FURNACE SERVICING-COUNCIL RM		001-650-6310		132.50	52333	2/06/18
154738	1	4/03/18		THERMOSTAT REPLACEMENT-2		001-650-6310		568.00	52555	4/03/18
154945	1	5/08/18		REPLACE THERMOSTAT-CITY PARK		001-430-6310		370.30	52699	5/08/18
155159	1	5/22/18		INVESTIGATE CITY HALL SMELL		001-650-6310		106.00	52785	5/22/18
THRASHER								5003.80		
1846 TRAFFIC AND TRANSPORTATIO										
175152	1	11/07/17		TRAFFICWARE CONTROLLER-GRANT& HWY65-LIGHTNING HIT 10/21/17		110-210-6762		1000.00	51850	11/07/17
175152	2	11/07/17		TRAFFICWARE CONTROLLER-GRANT& HWY65-LIGHTNING HIT 10/21/17		001-210-6499		3950.00	51850	11/07/17
175180	1	12/19/17		CONFLICT MONITOR		110-210-6762		1700.00	52112	12/19/17
175180	2	12/19/17		FLASHER UNIT-2		110-210-6762		210.00	52112	12/19/17
175180	3	12/19/17		LOAD SWITCH-3		110-210-6762		310.00	52112	12/19/17
175180	4	12/19/17		RED BALL LED-3		110-210-6762		277.00	52112	12/19/17
175180	5	12/19/17		YELLOW BALL LED-3		110-210-6762		292.00	52112	12/19/17
175180	6	12/19/17		GREEN BALL LED-3		110-210-6762		279.00	52112	12/19/17
175180	7	12/19/17		RED ARROW LED-3		110-210-6762		246.00	52112	12/19/17
175180	8	12/19/17		YELLOW ARROW LED-3		110-210-6762		258.00	52112	12/19/17
175180	9	12/19/17		GREEN ARROW LED-3		110-210-6762		252.00	52112	12/19/17
175183	1	12/19/17		REPAIR TRAFFICWARE MODEL		110-210-6762		950.00	52112	12/19/17
TRAFFIC AND TRANSPORTATIO								9724.00		
1641 TRANS-IOWA EQUIPMENT										
00533	1	9/19/17		SWEPPER REPAIR-OVERHEATING		110-210-6350		908.72	51650	9/19/17
03151	1	11/07/17		SWEPPER CURB BROOM		110-210-6350		132.63	51851	11/07/17
00925	1	5/08/18		SWEPPER REPAIR-REPLC WATERPUMP		110-210-6350		1934.09	52700	5/08/18
TRANS-IOWA EQUIPMENT								2975.44		
387 TREAS-STATE OF IOWA										
179001822	1	7/11/17		SALES TAX JUNE 2017		741-050-2140		251.00	51306	7/11/17
179001822	2	7/11/17		SALES TAX JUNE 2017		610-050-2140		342.00	51306	7/11/17
179001822	3	7/11/17		SALES TAX JUNE 2017		600-050-2140		4034.00	51306	7/11/17
09007591	1	8/08/17		SALES TAX JULY 2017		741-865-6418		261.10	51463	8/08/17
09007591	2	8/08/17		SALES TAX JULY 2017		610-817-6418		381.64	51463	8/08/17
09007591	3	8/08/17		SALES TAX JULY 2017		600-812-6418		4527.26	51463	8/08/17
40001142	1	9/06/17		SALES TAX AUG 2017		600-812-6418		5554.00	51590	9/06/17
40001142	2	9/06/17		SALES TAX AUG 2017		610-817-6418		398.00	51590	9/06/17
40001142	3	9/06/17		SALES TAX AUG 2017		741-865-6418		258.00	51590	9/06/17
69001386	1	10/03/17		SALES TAX SEPT 2017		741-865-6418		258.00	51710	10/03/17
69001386	2	10/03/17		SALES TAX SEPT 2017		610-817-6418		384.00	51710	10/03/17
69001386	3	10/03/17		SALES TAX SEPT 2017		600-812-6418		5917.00	51710	10/03/17
04001229	1	11/07/17		SALES TAX OCT 2017		741-865-6418		260.00	51852	11/07/17

# ACCOUNTS PAYABLE VENDOR ACTIVITY

INVOICE NO	LN	DATE	PO NO	REFERENCE	TRACK		1099	NET	CHECK	PD DATE
					CD	GL ACCOUNT				
387 TREAS-STATE OF IOWA										
7304001229	2	11/07/17		SALES TAX OCT 2017		610-817-6418		389.00	51852	11/07/17
7304001229	3	11/07/17		SALES TAX OCT 2017		600-812-6418		5293.00	51852	11/07/17
7331001288	1	12/05/17		SALES TAX NOV 2017		741-865-6418		260.00	51993	12/05/17
7331001288	2	12/05/17		SALES TAX NOV 2017		610-817-6418		406.00	51993	12/05/17
7331001288	3	12/05/17		SALES TAX NOV 2017		600-812-6418		4687.00	51993	12/05/17
7362000216	1	1/03/18		DEC 2017 SALES TAX		741-865-6418		260.00	52180	1/03/18
7362000216	2	1/03/18		DEC 2017 SALES TAX		610-817-6418		344.00	52180	1/03/18
7362000216	3	1/03/18		DEC 2017 SALES TAX		600-812-6418		4518.00	52180	1/03/18
8030001545	1	2/06/18		SALES TAX JAN 2018		741-865-6418		266.00	52334	2/06/18
8030001545	2	2/06/18		SALES TAX JAN 2018		610-817-6418		346.00	52334	2/06/18
8030001545	3	2/06/18		SALES TAX JAN 2018		600-812-6418		3874.00	52334	2/06/18
8060000802	1	3/06/18		SALES TAX FEB 2018		741-865-6418		266.00	52448	3/06/18
8060000802	2	3/06/18		SALES TAX FEB 2018		610-817-6418		400.00	52448	3/06/18
8060000802	3	3/06/18		SALES TAX FEB 2018		600-812-6418		4324.00	52448	3/06/18
8127000797	1	5/08/18		SALES TAX APRIL 2018		741-865-6418		267.00	1254557	5/08/18 E
8127000797	2	5/08/18		SALES TAX APRIL 2018		610-817-6418		479.00	1254557	5/08/18 E
8127000797	3	5/08/18		SALES TAX APRIL 2018		600-812-6418		3889.00	1254557	5/08/18 E
8151000165	1	6/05/18		SALES TAX MAY 2018		741-865-6418		267.00	52846	6/05/18
8151000165	2	6/05/18		SALES TAX MAY 2018		610-817-6418		430.00	52846	6/05/18
8151000165	3	6/05/18		SALES TAX MAY 2018		600-812-6418		4063.00	52846	6/05/18
TREAS-STATE OF IOWA								57854.00		
1832 TREASURER - STATE OF IOWA										
PR20170714	1	7/14/17		STATE TAXES		001-050-2122	N	1109.40	1254413	7/28/17 E
PR20170714	2	7/14/17		STATE TAXES		110-050-2122	N	163.60	1254413	7/28/17 E
PR20170714	3	7/14/17		STATE TAXES		600-050-2122	N	97.80	1254413	7/28/17 E
PR20170714	4	7/14/17		STATE TAXES		610-050-2122	N	76.60	1254413	7/28/17 E
PR20170714	5	7/14/17		STATE TAXES		741-050-2122	N	38.60	1254413	7/28/17 E
PR20170726	1	7/26/17		STATE TAX		001-050-2122	N	1101.50	1254413	7/28/17 E
PR20170726	2	7/26/17		STATE TAX		110-050-2122	N	172.50	1254413	7/28/17 E
PR20170726	3	7/26/17		STATE TAX		600-050-2122	N	104.30	1254413	7/28/17 E
PR20170726	4	7/26/17		STATE TAX		610-050-2122	N	81.90	1254413	7/28/17 E
PR20170726	5	7/26/17		STATE TAX		741-050-2122	N	38.80	1254413	7/28/17 E
PR20170811	1	8/11/17		STATE TAXES		001-050-2122	N	1087.40	1254423	8/25/17 E
PR20170811	2	8/11/17		STATE TAXES		110-050-2122	N	157.60	1254423	8/25/17 E
PR20170811	3	8/11/17		STATE TAXES		600-050-2122	N	101.30	1254423	8/25/17 E
PR20170811	4	8/11/17		STATE TAXES		610-050-2122	N	80.10	1254423	8/25/17 E
PR20170811	5	8/11/17		STATE TAXES		741-050-2122	N	37.60	1254423	8/25/17 E
PR20170823	1	8/23/17		STATE TAX		001-050-2122	N	1095.00	1254423	8/25/17 E
PR20170823	2	8/23/17		STATE TAX		110-050-2122	N	145.90	1254423	8/25/17 E
PR20170823	3	8/23/17		STATE TAX		600-050-2122	N	88.85	1254423	8/25/17 E
PR20170823	4	8/23/17		STATE TAX		610-050-2122	N	75.25	1254423	8/25/17 E
PR20170823	5	8/23/17		STATE TAX		741-050-2122	N	38.00	1254423	8/25/17 E
PR20170908	1	9/08/17		STATE TAXES		001-050-2122	N	1039.86	1254428	9/22/17 E
PR20170908	2	9/08/17		STATE TAXES		110-050-2122	N	156.74	1254428	9/22/17 E
PR20170908	3	9/08/17		STATE TAXES		600-050-2122	N	108.20	1254428	9/22/17 E
PR20170908	4	9/08/17		STATE TAXES		610-050-2122	N	83.80	1254428	9/22/17 E
PR20170908	5	9/08/17		STATE TAXES		741-050-2122	N	43.40	1254428	9/22/17 E
PR20170920	1	9/20/17		STATE TAX		001-050-2122	N	1069.90	1254428	9/22/17 E
PR20170920	2	9/20/17		STATE TAX		110-050-2122	N	151.50	1254428	9/22/17 E
PR20170920	3	9/20/17		STATE TAX		600-050-2122	N	93.90	1254428	9/22/17 E
PR20170920	4	9/20/17		STATE TAX		610-050-2122	N	75.10	1254428	9/22/17 E

# ACCOUNTS PAYABLE VENDOR ACTIVITY

INVOICE NO	LN	DATE	PO NO	REFERENCE	TRACK		1099	NET	CHECK	PD DATE
					CD	GL ACCOUNT				
1832 TREASURER - STATE OF IOWA										
PR20170920	5	9/20/17		STATE TAX		741-050-2122	N	37.60	1254428	9/22/17 E
PR20171006	1	10/06/17		STATE TAXES		001-050-2122	N	1045.40	1254437	10/20/17 E
PR20171006	2	10/06/17		STATE TAXES		110-050-2122	N	141.60	1254437	10/20/17 E
PR20171006	3	10/06/17		STATE TAXES		600-050-2122	N	91.30	1254437	10/20/17 E
PR20171006	4	10/06/17		STATE TAXES		610-050-2122	N	70.10	1254437	10/20/17 E
PR20171006	5	10/06/17		STATE TAXES		741-050-2122	N	37.60	1254437	10/20/17 E
PR20171018	1	10/18/17		STATE TAX		001-050-2122	N	1056.09	1254437	10/20/17 E
PR20171018	2	10/18/17		STATE TAX		110-050-2122	N	138.31	1254437	10/20/17 E
PR20171018	3	10/18/17		STATE TAX		600-050-2122	N	53.40	1254437	10/20/17 E
PR20171018	4	10/18/17		STATE TAX		610-050-2122	N	34.60	1254437	10/20/17 E
PR20171018	5	10/18/17		STATE TAX		741-050-2122	N	37.60	1254437	10/20/17 E
PR20171103	1	11/03/17		STATE TAXES		001-050-2122	N	1072.10	1254445	11/17/17 E
PR20171103	2	11/03/17		STATE TAXES		110-050-2122	N	150.70	1254445	11/17/17 E
PR20171103	3	11/03/17		STATE TAXES		600-050-2122	N	55.50	1254445	11/17/17 E
PR20171103	4	11/03/17		STATE TAXES		610-050-2122	N	36.70	1254445	11/17/17 E
PR20171103	5	11/03/17		STATE TAXES		741-050-2122	N	39.00	1254445	11/17/17 E
PR20171115	1	11/15/17		STATE TAX		001-050-2122	N	1060.80	1254445	11/17/17 E
PR20171115	2	11/15/17		STATE TAX		110-050-2122	N	142.40	1254445	11/17/17 E
PR20171115	3	11/15/17		STATE TAX		600-050-2122	N	56.40	1254445	11/17/17 E
PR20171115	4	11/15/17		STATE TAX		610-050-2122	N	35.20	1254445	11/17/17 E
PR20171115	5	11/15/17		STATE TAX		741-050-2122	N	39.20	1254445	11/17/17 E
PR20171130	1	11/30/17		STATE TAXES		001-050-2122	N	7.00	1254455	12/29/17 E
PR20171201	1	12/01/17		STATE TAXES		001-050-2122	N	1056.60	1254455	12/29/17 E
PR20171201	2	12/01/17		STATE TAXES		110-050-2122	N	149.80	1254455	12/29/17 E
PR20171201	3	12/01/17		STATE TAXES		600-050-2122	N	85.10	1254455	12/29/17 E
PR20171201	4	12/01/17		STATE TAXES		610-050-2122	N	66.30	1254455	12/29/17 E
PR20171201	5	12/01/17		STATE TAXES		741-050-2122	N	61.20	1254455	12/29/17 E
PR20171215	1	12/15/17		STATE TAXES		001-050-2122	N	1056.40	1254455	12/29/17 E
PR20171215	2	12/15/17		STATE TAXES		110-050-2122	N	161.00	1254455	12/29/17 E
PR20171215	3	12/15/17		STATE TAXES		600-050-2122	N	62.90	1254455	12/29/17 E
PR20171215	4	12/15/17		STATE TAXES		610-050-2122	N	36.10	1254455	12/29/17 E
PR20171215	5	12/15/17		STATE TAXES		741-050-2122	N	25.60	1254455	12/29/17 E
PR20171227	1	12/27/17		STATE TAX		001-050-2122	N	1047.40	1254455	12/29/17 E
PR20171227	2	12/27/17		STATE TAX		110-050-2122	N	101.60	1254455	12/29/17 E
PR20171227	3	12/27/17		STATE TAX		600-050-2122	N	72.30	1254455	12/29/17 E
PR20171227	4	12/27/17		STATE TAX		610-050-2122	N	51.10	1254455	12/29/17 E
PR20171227	5	12/27/17		STATE TAX		741-050-2122	N	25.60	1254455	12/29/17 E
PR20180112	1	1/12/18		STATE TAXES		001-050-2122	N	1018.50	1254465	1/26/18 E
PR20180112	2	1/12/18		STATE TAXES		110-050-2122	N	223.20	1254465	1/26/18 E
PR20180112	3	1/12/18		STATE TAXES		600-050-2122	N	88.05	1254465	1/26/18 E
PR20180112	4	1/12/18		STATE TAXES		610-050-2122	N	57.25	1254465	1/26/18 E
PR20180112	5	1/12/18		STATE TAXES		741-050-2122	N	26.00	1254465	1/26/18 E
PR20180124	1	1/24/18		STATE TAX		001-050-2122	N	1083.20	1254465	1/26/18 E
PR20180124	2	1/24/18		STATE TAX		110-050-2122	N	190.60	1254465	1/26/18 E
PR20180124	3	1/24/18		STATE TAX		600-050-2122	N	84.10	1254465	1/26/18 E
PR20180124	4	1/24/18		STATE TAX		610-050-2122	N	61.30	1254465	1/26/18 E
PR20180124	5	1/24/18		STATE TAX		741-050-2122	N	32.80	1254465	1/26/18 E
PR20180209	1	2/09/18		STATE TAXES		001-050-2122	N	1038.70	1254481	2/23/18 E
PR20180209	2	2/09/18		STATE TAXES		110-050-2122	N	169.00	1254481	2/23/18 E
PR20180209	3	2/09/18		STATE TAXES		600-050-2122	N	79.45	1254481	2/23/18 E
PR20180209	4	2/09/18		STATE TAXES		610-050-2122	N	59.05	1254481	2/23/18 E
PR20180209	5	2/09/18		STATE TAXES		741-050-2122	N	26.80	1254481	2/23/18 E
PR20180221	1	2/21/18		STATE TAX		001-050-2122	N	1061.60	1254481	2/23/18 E

# ACCOUNTS PAYABLE VENDOR ACTIVITY

INVOICE NO	LN	DATE	PO NO	REFERENCE	TRACK		1099	NET	CHECK	PD DATE
					CD	GL ACCOUNT				
1832 TREASURER - STATE OF IOWA										
PR20180221	2	2/21/18		STATE TAX		110-050-2122	N	277.30	1254481	2/23/18 E
PR20180221	3	2/21/18		STATE TAX		600-050-2122	N	104.45	1254481	2/23/18 E
PR20180221	4	2/21/18		STATE TAX		610-050-2122	N	72.05	1254481	2/23/18 E
PR20180221	5	2/21/18		STATE TAX		741-050-2122	N	35.60	1254481	2/23/18 E
PR20180309	1	3/09/18		STATE TAXES		001-050-2122	N	1062.80	1254511	3/23/18 E
PR20180309	2	3/09/18		STATE TAXES		110-050-2122	N	242.50	1254511	3/23/18 E
PR20180309	3	3/09/18		STATE TAXES		600-050-2122	N	94.85	1254511	3/23/18 E
PR20180309	4	3/09/18		STATE TAXES		610-050-2122	N	71.25	1254511	3/23/18 E
PR20180309	5	3/09/18		STATE TAXES		741-050-2122	N	27.60	1254511	3/23/18 E
PR20180321	1	3/21/18		STATE TAX		001-050-2122	N	1087.50	1254511	3/23/18 E
PR20180321	2	3/21/18		STATE TAX		110-050-2122	N	237.50	1254511	3/23/18 E
PR20180321	3	3/21/18		STATE TAX		600-050-2122	N	96.30	1254511	3/23/18 E
PR20180321	4	3/21/18		STATE TAX		610-050-2122	N	72.30	1254511	3/23/18 E
PR20180321	5	3/21/18		STATE TAX		741-050-2122	N	30.40	1254511	3/23/18 E
085001309	1	4/03/18		SALES TAX MARCH 2018		741-865-6418		267.00	52556	4/03/18
085001309	2	4/03/18		SALES TAX MARCH 2018		610-817-6418		566.00	52556	4/03/18
085001309	3	4/03/18		SALES TAX MARCH 2018		600-812-6418		3939.00	52556	4/03/18
PR20180406	1	4/06/18		STATE TAXES		001-050-2122	N	1059.10	1254540	4/20/18 E
PR20180406	2	4/06/18		STATE TAXES		110-050-2122	N	232.10	1254540	4/20/18 E
PR20180406	3	4/06/18		STATE TAXES		600-050-2122	N	93.30	1254540	4/20/18 E
PR20180406	4	4/06/18		STATE TAXES		610-050-2122	N	71.70	1254540	4/20/18 E
PR20180406	5	4/06/18		STATE TAXES		741-050-2122	N	28.80	1254540	4/20/18 E
PR20180418	1	4/18/18		STATE TAX		001-050-2122	N	1087.40	1254540	4/20/18 E
PR20180418	2	4/18/18		STATE TAX		110-050-2122	N	244.30	1254540	4/20/18 E
PR20180418	3	4/18/18		STATE TAX		600-050-2122	N	94.65	1254540	4/20/18 E
PR20180418	4	4/18/18		STATE TAX		610-050-2122	N	70.65	1254540	4/20/18 E
PR20180418	5	4/18/18		STATE TAX		741-050-2122	N	26.00	1254540	4/20/18 E
PR20180504	1	5/04/18		STATE TAXES		001-050-2122	N	1081.40	1254562	5/18/18 E
PR20180504	2	5/04/18		STATE TAXES		110-050-2122	N	227.70	1254562	5/18/18 E
PR20180504	3	5/04/18		STATE TAXES		600-050-2122	N	92.25	1254562	5/18/18 E
PR20180504	4	5/04/18		STATE TAXES		610-050-2122	N	70.65	1254562	5/18/18 E
PR20180504	5	5/04/18		STATE TAXES		741-050-2122	N	26.00	1254562	5/18/18 E
PR20180516	1	5/16/18		STATE TAX		001-050-2122	N	1110.90	1254562	5/18/18 E
PR20180516	2	5/16/18		STATE TAX		110-050-2122	N	237.20	1254562	5/18/18 E
PR20180516	3	5/16/18		STATE TAX		600-050-2122	N	93.75	1254562	5/18/18 E
PR20180516	4	5/16/18		STATE TAX		610-050-2122	N	72.15	1254562	5/18/18 E
PR20180516	5	5/16/18		STATE TAX		741-050-2122	N	26.00	1254562	5/18/18 E
PR20180601	1	6/01/18		STATE TAXES		001-050-2122	N	1105.90	1254598	6/29/18 E
PR20180601	2	6/01/18		STATE TAXES		110-050-2122	N	250.20	1254598	6/29/18 E
PR20180601	3	6/01/18		STATE TAXES		600-050-2122	N	105.25	1254598	6/29/18 E
PR20180601	4	6/01/18		STATE TAXES		610-050-2122	N	83.65	1254598	6/29/18 E
PR20180601	5	6/01/18		STATE TAXES		741-050-2122	N	26.00	1254598	6/29/18 E
PR20180605	1	6/05/18		STATE TAXES		001-050-2122	N	9.00	1254598	6/29/18 E
PR20180615	1	6/15/18		STATE TAXES		001-050-2122	N	1252.10	1254598	6/29/18 E
PR20180615	2	6/15/18		STATE TAXES		110-050-2122	N	274.80	1254598	6/29/18 E
PR20180615	3	6/15/18		STATE TAXES		600-050-2122	N	102.75	1254598	6/29/18 E
PR20180615	4	6/15/18		STATE TAXES		610-050-2122	N	74.35	1254598	6/29/18 E
PR20180615	5	6/15/18		STATE TAXES		741-050-2122	N	34.00	1254598	6/29/18 E
PR20180627	1	6/27/18		STATE TAX		001-050-2122	N	1225.00	1254598	6/29/18 E
PR20180627	2	6/27/18		STATE TAX		110-050-2122	N	335.00	1254598	6/29/18 E
PR20180627	3	6/27/18		STATE TAX		600-050-2122	N	125.00	1254598	6/29/18 E
PR20180627	4	6/27/18		STATE TAX		610-050-2122	N	89.00	1254598	6/29/18 E
PR20180627	5	6/27/18		STATE TAX		741-050-2122	N	32.00	1254598	6/29/18 E

## ACCOUNTS PAYABLE VENDOR ACTIVITY

7/01/2017 THRU 6/30/2018

INVOICE NO	LN	DATE	PO NO	REFERENCE	TRACK CD GL ACCOUNT	1099	NET	CHECK	PD DATE
1832 TREASURER - STATE OF IOWA									
TREASURER - STATE OF IOWA								42966.00	
2119 TRIMARK									
06112018	1	6/19/18		ICE MAKER	001-150-6727		1678.88	52960	6/19/18
06112018	2	6/19/18		ICE MAKER	001-160-6727		1678.88	52960	6/19/18
TRIMARK								3357.76	
1730 TROPHY DEPOT									
2018-01-03	1	1/04/18		BASKETBALL MEDALS	001-430-6598		316.07	52218	1/04/18
TROPHY DEPOT								316.07	
1156 TROUT JOSH									
06272017	1	7/11/17		CHANGE COMPUTER SETUP-OLIVER MARK'S EMAIL ON BACKUP COMPUTE	001-621-6419	M	125.00	51307	7/11/17
07142017	1	7/25/17		RETRIEVE FILES;ACROBAT ISSUE	001-621-6419	M	50.00	51392	7/25/17
12022017	1	12/19/17		UPGRADE COMPUTERS-OFFICE2016	001-621-6419	M	337.50	52113	12/19/17
NEW COMPUTER SETUP-CA									
12022017	2	12/19/17		NEW COMPUTER SETUP-REC COORD	001-430-6506	M	137.50	52113	12/19/17
12022017	3	12/19/17		NEW COMPUTER SETUP-LAGOON	600-812-6419	M	143.75	52113	12/19/17
12022017	4	12/19/17		NEW COMPUTER SETUP-PW	110-210-6419	M	143.75	52113	12/19/17
02162018	1	3/06/18		COMPUTER SETUP-PW DIR	110-210-6419	M	82.50	52449	3/06/18
02162018	2	3/06/18		COMPUTER SETUP-BACKUP	001-621-6419	M	80.00	52449	3/06/18
04132018	1	5/08/18		EMAIL FIX-COLLISON	610-817-6419	M	12.50	52701	5/08/18
04132018	2	5/08/18		EMAIL FIX-COLLISON	600-812-6419	M	12.50	52701	5/08/18
04132018	3	5/08/18		INSTALL ALL-ONE-PRINTER-SHOP	110-210-6419	M	50.00	52701	5/08/18
TROUT JOSH								1175.00	
1086 TRUCK EQUIPMENT, INC.									
282133	1	9/06/17		TRUCK TOOL BOX-4111	001-150-6332		333.68	51591	9/06/17
282133	2	9/06/17		TRUCK TOOL BOX-4111	001-160-6332		333.68	51591	9/06/17
TRUCK EQUIPMENT, INC.								667.36	
1658 TUMBLEWEED PRESS									
88148	1	6/05/18		SUBSCRIPTION RENEWAL	001-410-6503		1198.00	52847	6/05/18
TUMBLEWEED PRESS								1198.00	
2064 UNI									
15505219	1	12/05/17		SOLAR CARS-26	167-410-6506		390.00	51994	12/05/17
UNI								390.00	
770 UNITED HEALTHCARE									
8126250118	1	7/25/17		HEALTH INS AUG 2017	112-621-6150		1279.87	51394	7/25/17
8126250118	2	7/25/17		HEALTH INS AUG 2017	001-050-2124		3583.57	51394	7/25/17
8126250118	3	7/25/17		HEALTH INS AUG 2017	110-050-2124		479.46	51394	7/25/17
8126250118	4	7/25/17		HEALTH INS AUG 2017	600-050-2124		197.22	51394	7/25/17
8126250118	5	7/25/17		HEALTH INS AUG 2017	610-050-2124		197.21	51394	7/25/17



# ACCOUNTS PAYABLE VENDOR ACTIVITY

INVOICE NO	LN	DATE	PO NO	REFERENCE	TRACK		1099	NET	CHECK	PD DATE
					CD	GL ACCOUNT				
770 UNITED HEALTHCARE										
126250118	6	7/25/17		HEALTH INS AUG 2017		741-050-2124		146.31	51394	7/25/17
126250118	7	7/25/17		HEALTH INS AUG 2017		112-430-6150		708.45	51394	7/25/17
126250118	8	7/25/17		HEALTH INS AUG 2017		112-410-6150		2517.36	51394	7/25/17
126250118	9	7/25/17		HEALTH INS AUG 2017		112-210-6150		1995.91	51394	7/25/17
126250118	10	7/25/17		HEALTH INS AUG 2017		600-811-6150		1111.36	51394	7/25/17
126250118	11	7/25/17		HEALTH INS AUG 2017		610-816-6150		1111.36	51394	7/25/17
126250118	12	7/25/17		HEALTH INS AUG 2017		741-865-6150		675.01	51394	7/25/17
126250118	13	7/25/17		HEALTH INS AUG 2017		112-170-6150		203.57	51394	7/25/17
126250118	14	7/25/17		HEALTH INS AUG 2017		112-150-6150		726.31	51394	7/25/17
126250118	15	7/25/17		HEALTH INS AUG 2017		112-160-6150		726.30	51394	7/25/17
123101037	1	8/22/17		HEALTH INS AUG 2017		112-621-6150		3441.06	51531	8/22/17
123101037	2	8/22/17		HEALTH INS AUG 2017		001-050-2124		2611.98	51531	8/22/17
123101037	3	8/22/17		HEALTH INS AUG 2017		110-050-2124		479.46	51531	8/22/17
123101037	4	8/22/17		HEALTH INS AUG 2017		600-050-2124		197.22	51531	8/22/17
123101037	5	8/22/17		HEALTH INS AUG 2017		610-050-2124		197.21	51531	8/22/17
123101037	6	8/22/17		HEALTH INS AUG 2017		741-050-2124		146.31	51531	8/22/17
123101037	7	8/22/17		HEALTH INS AUG 2017		112-430-6150		708.45	51531	8/22/17
123101037	8	8/22/17		HEALTH INS AUG 2017		112-410-6150		2517.36	51531	8/22/17
123101037	9	8/22/17		HEALTH INS AUG 2017		112-210-6150		1995.91	51531	8/22/17
123101037	10	8/22/17		HEALTH INS AUG 2017		600-811-6150		1111.36	51531	8/22/17
123101037	11	8/22/17		HEALTH INS AUG 2017		610-816-6150		1111.36	51531	8/22/17
123101037	12	8/22/17		HEALTH INS AUG 2017		741-865-6150		675.01	51531	8/22/17
123101037	13	8/22/17		HEALTH INS AUG 2017		112-170-6150		203.57	51531	8/22/17
123101037	14	8/22/17		HEALTH INS AUG 2017		112-150-6150		726.31	51531	8/22/17
123101037	15	8/22/17		HEALTH INS AUG 2017		112-160-6150		726.30	51531	8/22/17
126714144	1	10/03/17		HEALTH INS OCT 2017		112-621-6150		3441.06	51712	10/03/17
126714144	2	10/03/17		HEALTH INS OCT 2017		001-050-2124		2611.98	51712	10/03/17
126714144	3	10/03/17		HEALTH INS OCT 2017		110-050-2124		479.46	51712	10/03/17
126714144	4	10/03/17		HEALTH INS OCT 2017		600-050-2124		197.22	51712	10/03/17
126714144	5	10/03/17		HEALTH INS OCT 2017		610-050-2124		197.21	51712	10/03/17
126714144	6	10/03/17		HEALTH INS OCT 2017		741-050-2124		146.31	51712	10/03/17
126714144	7	10/03/17		HEALTH INS OCT 2017		112-430-6150		708.45	51712	10/03/17
126714144	8	10/03/17		HEALTH INS OCT 2017		112-410-6150		2517.36	51712	10/03/17
126714144	9	10/03/17		HEALTH INS OCT 2017		112-210-6150		1995.91	51712	10/03/17
126714144	10	10/03/17		HEALTH INS OCT 2017		600-811-6150		1111.36	51712	10/03/17
126714144	11	10/03/17		HEALTH INS OCT 2017		610-816-6150		1111.36	51712	10/03/17
126714144	12	10/03/17		HEALTH INS OCT 2017		741-865-6150		675.01	51712	10/03/17
126714144	13	10/03/17		HEALTH INS OCT 2017		112-170-6150		203.57	51712	10/03/17
126714144	14	10/03/17		HEALTH INS OCT 2017		112-150-6150		726.31	51712	10/03/17
126714144	15	10/03/17		HEALTH INS OCT 2017		112-160-6150		726.30	51712	10/03/17
120355195	1	11/07/17		HEALTH INS NOV 2017		112-621-6150		3441.06	51854	11/07/17
120355195	2	11/07/17		HEALTH INS NOV 2017		001-050-2124		2611.98	51854	11/07/17
120355195	3	11/07/17		HEALTH INS NOV 2017		110-050-2124		479.46	51854	11/07/17
120355195	4	11/07/17		HEALTH INS NOV 2017		600-050-2124		197.22	51854	11/07/17
120355195	5	11/07/17		HEALTH INS NOV 2017		610-050-2124		197.21	51854	11/07/17
120355195	6	11/07/17		HEALTH INS NOV 2017		741-050-2124		146.31	51854	11/07/17
120355195	7	11/07/17		HEALTH INS NOV 2017		112-430-6150		708.45	51854	11/07/17
120355195	8	11/07/17		HEALTH INS NOV 2017		112-410-6150		2517.36	51854	11/07/17
120355195	9	11/07/17		HEALTH INS NOV 2017		112-210-6150		1995.91	51854	11/07/17
120355195	10	11/07/17		HEALTH INS NOV 2017		600-811-6150		1111.36	51854	11/07/17
120355195	11	11/07/17		HEALTH INS NOV 2017		610-816-6150		1111.36	51854	11/07/17
120355195	12	11/07/17		HEALTH INS NOV 2017		741-865-6150		675.01	51854	11/07/17
120355195	13	11/07/17		HEALTH INS NOV 2017		112-170-6150		203.57	51854	11/07/17

# ACCOUNTS PAYABLE VENDOR ACTIVITY

INVOICE NO	LN	DATE	PO NO	REFERENCE	TRACK		1099	NET	CHECK	PD DATE
					CD	GL ACCOUNT				
770 UNITED HEALTHCARE										
8120355195	14	11/07/17		HEALTH INS NOV 2017		112-150-6150		726.31	51854	11/07/17
8120355195	15	11/07/17		HEALTH INS NOV 2017		112-160-6150		726.30	51854	11/07/17
8123778834	1	12/05/17		HEALTH INS DEC 2017		112-621-6150		3441.06	51996	12/05/17
8123778834	2	12/05/17		HEALTH INS DEC 2017		001-050-2124		2611.98	51996	12/05/17
8123778834	3	12/05/17		HEALTH INS DEC 2017		110-050-2124		479.46	51996	12/05/17
8123778834	4	12/05/17		HEALTH INS DEC 2017		600-050-2124		197.22	51996	12/05/17
8123778834	5	12/05/17		HEALTH INS DEC 2017		610-050-2124		197.21	51996	12/05/17
8123778834	6	12/05/17		HEALTH INS DEC 2017		741-050-2124		146.31	51996	12/05/17
8123778834	7	12/05/17		HEALTH INS DEC 2017		112-430-6150		632.06	51996	12/05/17
8123778834	8	12/05/17		HEALTH INS DEC 2017		112-410-6150		2517.36	51996	12/05/17
8123778834	9	12/05/17		HEALTH INS DEC 2017		112-210-6150		1957.71	51996	12/05/17
8123778834	10	12/05/17		HEALTH INS DEC 2017		600-811-6150		1054.07	51996	12/05/17
8123778834	11	12/05/17		HEALTH INS DEC 2017		610-816-6150		1054.07	51996	12/05/17
8123778834	12	12/05/17		HEALTH INS DEC 2017		741-865-6150		522.22	51996	12/05/17
8123778834	13	12/05/17		HEALTH INS DEC 2017		112-170-6150		203.57	51996	12/05/17
8123778834	14	12/05/17		HEALTH INSURANCE		112-150-6150		726.30	51996	12/05/17
8123778834	15	12/05/17		HEALTH INSURANCE		112-160-6150		726.30	51996	12/05/17
UNITED HEALTHCARE								82672.78		
2037 UNITED HEALTHCARE COMMUNI										
8714927500	1	8/22/17		REFUND AMBULANCE CLAIM PT ID3307168A DOS 1/25/17 CLAIM PD IN FULL BY LIAB INSUR		001-160-6450		251.55	51532	8/22/17
UNITED HEALTHCARE COMMUNI								251.55		
1277 UNITED RENTALS										
153516388	1	1/16/18		GAS DETECTOR CALIBRATION		610-816-6350		25.00	52257	1/16/18
UNITED RENTALS								25.00		
1813 UNITYPOINT CLINIC										
206300	1	7/25/17		RANDOM DRUG TEST-PC		600-811-6488		37.00	51395	7/25/17
211496	1	1/16/18		2018 MUCCA DUES		110-210-6488		40.00	52258	1/16/18
UNITYPOINT CLINIC								77.00		
1961 UNITYPOINT HEALTH										
3020IN5336	1	2/21/18		HEARING TESTS		110-210-6580		37.90	52380	2/21/18
3020IN5336	2	2/21/18		HEARING TESTS		600-812-6580		37.90	52380	2/21/18
UNITYPOINT HEALTH								75.80		
926 UNIVERSITY OF IOWA										
1018	1	12/19/17		GOAL SETTING SESSION 12/9/17		001-621-6240		1942.04	52114	12/19/17
UNIVERSITY OF IOWA								1942.04		
525 US CELLULAR										
97639620	1	7/11/17		CELL PHONES		001-621-6373		25.20	51308	7/11/17
97639620	2	7/11/17		CELL PHONES		600-812-6373		76.50	51308	7/11/17
97639620	3	7/11/17		CELL PHONES		610-817-6373		25.95	51308	7/11/17

7/01/2017 THRU 6/30/2018

INVOICE NO	LN	DATE	PO NO	REFERENCE	TRACK		1099	NET	CHECK	PD DATE
					CD	GL ACCOUNT				
				525 US CELLULAR						
97639620	4	7/11/17		CELL PHONES		610-816-6373		51.29	51308	7/11/17
97639620	5	7/11/17		CELL PHONES		110-210-6373		127.27	51308	7/11/17
97639620	6	7/11/17		CELL PHONES		001-430-6373		99.49	51308	7/11/17
97639620	7	7/11/17		CELL PHONES		001-150-6373		209.81	51308	7/11/17
97639620	8	7/11/17		CELL PHONES		001-160-6373		209.78	51308	7/11/17
97639620	9	7/11/17		CELL PHONES		741-865-6373		24.14	51308	7/11/17
02307795	1	8/08/17		CELLPHONES		001-621-6373		25.19	51464	8/08/17
02307795	2	8/08/17		CELLPHONES		600-812-6373		76.48	51464	8/08/17
02307795	3	8/08/17		CELLPHONES		610-817-6373		25.95	51464	8/08/17
02307795	4	8/08/17		CELLPHONES		610-816-6373		51.28	51464	8/08/17
02307795	5	8/08/17		CELLPHONES		110-210-6373		127.23	51464	8/08/17
02307795	6	8/08/17		CELLPHONES		001-430-6373		99.45	51464	8/08/17
02307795	7	8/08/17		CELLPHONES		001-150-6373		209.79	51464	8/08/17
02307795	8	8/08/17		CELLPHONES		001-160-6373		209.75	51464	8/08/17
02307795	9	8/08/17		CELLPHONES		741-865-6373		24.13	51464	8/08/17
07026984	1	9/06/17		CELLPHONES		001-621-6373		19.01	51592	9/06/17
07026984	2	9/06/17		CELLPHONES		600-812-6373		53.00	51592	9/06/17
07026984	3	9/06/17		CELLPHONES		610-817-6373		19.58	51592	9/06/17
07026984	4	9/06/17		CELLPHONES		610-816-6373		33.99	51592	9/06/17
07026984	5	9/06/17		CELLPHONES		110-210-6373		88.36	51592	9/06/17
07026984	6	9/06/17		CELLPHONES		001-430-6373		70.56	51592	9/06/17
07026984	7	9/06/17		CELLPHONES		001-150-6373		184.20	51592	9/06/17
07026984	8	9/06/17		CELLPHONES		001-160-6373		184.19	51592	9/06/17
07026984	9	9/06/17		CELLPHONES		741-865-6373		16.50	51592	9/06/17
11704446	1	10/17/17		CELLPHONES		001-621-6373		3.46-	51774	10/17/17
11704446	2	10/17/17		CELLPHONES		600-812-6373		263.09	51774	10/17/17
11704446	3	10/17/17		CELLPHONES		610-817-6373		3.57-	51774	10/17/17
11704446	4	10/17/17		CELLPHONES		610-816-6373		132.99	51774	10/17/17
11704446	5	10/17/17		CELLPHONES		110-210-6373		245.15	51774	10/17/17
11704446	6	10/17/17		CELLPHONES		001-430-6373		98.78	51774	10/17/17
11704446	7	10/17/17		CELLPHONES		001-150-6373		172.92	51774	10/17/17
11704446	8	10/17/17		CELLPHONES		001-160-6373		172.90	51774	10/17/17
11704446	9	10/17/17		CELLPHONES		741-865-6373		69.10	51774	10/17/17
11704446	10	10/17/17		IPADS-3		600-812-6506		1642.02	51774	10/17/17
0216438409	1	11/07/17		CELLPHONES		600-812-6373		106.92	51855	11/07/17
0216438409	2	11/07/17		CELLPHONES		610-816-6373		33.33	51855	11/07/17
0216438409	3	11/07/17		CELLPHONES		110-210-6373		84.46	51855	11/07/17
0216438409	4	11/07/17		CELLPHONES		001-430-6373		85.76	51855	11/07/17
0216438409	5	11/07/17		CELLPHONES		001-150-6373		175.74	51855	11/07/17
0216438409	6	11/07/17		CELLPHONES		001-160-6373		175.74	51855	11/07/17
0216438409	7	11/07/17		CELLPHONES		741-865-6373		15.35	51855	11/07/17
0221265591	1	12/19/17		CELL PHONES		600-812-6373		106.23	52115	12/19/17
0221265591	2	12/19/17		CELL PHONES		610-816-6373		32.63	52115	12/19/17
0221265591	3	12/19/17		CELL PHONES		110-210-6373		84.46	52115	12/19/17
0221265591	4	12/19/17		CELL PHONES		001-430-6373		85.76	52115	12/19/17
0221265591	5	12/19/17		CELL PHONES		001-150-6373		175.46	52115	12/19/17
0221265591	6	12/19/17		CELL PHONES		001-160-6373		175.45	52115	12/19/17
0221265591	7	12/19/17		CELL PHONES		741-865-6373		15.35	52115	12/19/17
225997642	1	1/16/18		CELLPHONES		600-812-6373		107.03	52259	1/16/18
225997642	2	1/16/18		CELLPHONES		610-816-6373		32.81	52259	1/16/18
225997642	3	1/16/18		CELLPHONES		110-210-6373		84.92	52259	1/16/18
225997642	4	1/16/18		CELLPHONES		001-430-6373		85.39	52259	1/16/18
225997642	5	1/16/18		CELLPHONES		001-150-6373		177.03	52259	1/16/18

# ACCOUNTS PAYABLE VENDOR ACTIVITY

INVOICE NO	LN	DATE	PO NO	REFERENCE	TRACK		1099	NET	CHECK	PD DATE
					CD	GL ACCOUNT				
525 US CELLULAR										
225997642	6	1/16/18		CELLPHONES		001-160-6373		177.02	52259	1/16/18
225997642	7	1/16/18		CELLPHONES		741-865-6373		15.44	52259	1/16/18
230814691	1	2/06/18		CELLPHONES		600-812-6373		111.11	52335	2/06/18
230814691	2	2/06/18		CELLPHONES		610-816-6373		32.85	52335	2/06/18
230814691	3	2/06/18		CELLPHONES		110-210-6373		113.27	52335	2/06/18
230814691	4	2/06/18		CELLPHONES		001-430-6373		86.50	52335	2/06/18
230814691	5	2/06/18		CELLPHONES		001-150-6373		177.10	52335	2/06/18
230814691	6	2/06/18		CELLPHONES		001-160-6373		177.09	52335	2/06/18
230814691	7	2/06/18		CELLPHONES		741-865-6373		19.49	52335	2/06/18
230814691	8	2/06/18		CELLPHONES		610-817-6373		4.04	52335	2/06/18
235680541	1	3/20/18		CELL PHONES		600-812-6373		111.11	52502	3/20/18
235680541	2	3/20/18		CELL PHONES		610-816-6373		32.85	52502	3/20/18
235680541	3	3/20/18		CELL PHONES		110-210-6373		113.27	52502	3/20/18
235680541	4	3/20/18		CELL PHONES		001-430-6373		84.40	52502	3/20/18
235680541	5	3/20/18		CELL PHONES		001-150-6373		177.10	52502	3/20/18
235680541	6	3/20/18		CELL PHONES		001-160-6373		177.09	52502	3/20/18
235680541	7	3/20/18		CELL PHONES		741-865-6373		19.49	52502	3/20/18
235680541	8	3/20/18		CELL PHONES		610-817-6373		4.05	52502	3/20/18
240530243	1	4/17/18		CELL PHONES		600-812-6373		120.09	52623	4/17/18
240530243	2	4/17/18		CELL PHONES		610-816-6373		32.85	52623	4/17/18
240530243	3	4/17/18		CELL PHONES		110-210-6373		176.15	52623	4/17/18
240530243	4	4/17/18		CELL PHONES		001-430-6373		84.40	52623	4/17/18
240530243	5	4/17/18		CELL PHONES		001-150-6373		177.10	52623	4/17/18
240530243	6	4/17/18		CELL PHONES		001-160-6373		177.09	52623	4/17/18
240530243	7	4/17/18		CELL PHONES		741-865-6373		28.47	52623	4/17/18
240530243	8	4/17/18		CELL PHONES		610-817-6373		13.02	52623	4/17/18
245537880	1	5/08/18		CELLPHONES		600-812-6373		111.04	52702	5/08/18
245537880	2	5/08/18		CELLPHONES		610-816-6373		32.96	52702	5/08/18
245537880	3	5/08/18		CELLPHONES		110-210-6373		111.68	52702	5/08/18
245537880	4	5/08/18		CELLPHONES		001-430-6373		65.47	52702	5/08/18
245537880	5	5/08/18		CELLPHONES		001-150-6373		177.08	52702	5/08/18
245537880	6	5/08/18		CELLPHONES		001-160-6373		177.06	52702	5/08/18
245537880	7	5/08/18		CELLPHONES		741-865-6373		19.25	52702	5/08/18
245537880	8	5/08/18		CELLPHONES		610-817-6373		3.85	52702	5/08/18
0250238814	1	6/05/18		CELLPHONES		600-812-6373		110.81	52848	6/05/18
0250238814	2	6/05/18		CELLPHONES		610-816-6373		36.58	52848	6/05/18
0250238814	3	6/05/18		CELLPHONES		110-210-6373		111.68	52848	6/05/18
0250238814	4	6/05/18		CELLPHONES		001-430-6373		65.47	52848	6/05/18
0250238814	5	6/05/18		CELLPHONES		001-150-6373		177.04	52848	6/05/18
0250238814	6	6/05/18		CELLPHONES		001-160-6373		177.03	52848	6/05/18
0250238814	7	6/05/18		CELLPHONES		741-865-6373		19.25	52848	6/05/18
US CELLULAR							----- 10836.50			
1335 VALUATION RESOURCES										
IR17044	1	8/08/17		APPRAISAL-100 MAIN		001-650-6490		1000.00	51465	8/08/17
VALUATION RESOURCES							----- 1000.00			
1989 VAN HOUTEN NICOLE										
4152017	1	10/03/17		MILEAGE REIMB-CITY ADMIN SEARC		001-621-6240		43.39	51713	10/03/17
4122018	1	5/08/18		REIMB PARKING FEES-TRAINING		001-621-6230		8.00	52703	5/08/18
							-----			

# ACCOUNTS PAYABLE VENDOR ACTIVITY

INVOICE NO	LN	DATE	PO NO	REFERENCE	TRACK		1099	NET	CHECK	PD DATE
					CD	GL ACCOUNT				
				VAN HOUTEN NICOLE				51.39		
				1622 VAN WALL EQUIP						
111914	1	8/22/17		TRACTOR REPAIR-JD5115M		110-210-6350		1979.85	51533	8/22/17
				DRAFT SENSOR;WIRING HARNESS						
116847	1	5/08/18		TRACTOR SERVICE-JD3039R		001-430-6350		285.50	52704	5/08/18
119597	1	5/08/18		TRACTOR PARTS		110-210-6350		296.34	52704	5/08/18
				VAN WALL EQUIP				2561.69		
				1921 VAN ZANTE CORY						
12162017	1	1/03/18		BASKETBALL REFEREE 12/16 5GMS		001-430-6598	M	125.00	52181	1/03/18
				VAN ZANTE CORY				125.00		
				854 VARIED CONSTRUCTION SRVC						
11102017	1	11/21/17		CURB STOP REPAIR-508 BRICK SE		600-811-6375		855.00	51933	11/21/17
12202017	1	1/03/18		CURB STOP REPLACEMENT 511 10TH		600-811-6375		2250.00	52182	1/03/18
				INCL CONCRETE REMOVAL,REPLCMT						
				VARIED CONSTRUCTION SRVC				3105.00		
				1161 VEENSTRA & KIMM						
12816 2	1	7/11/17		US65 UNDERPASS-DESIGN		340-210-6407		2385.54	51309	7/11/17
12835 1	1	7/11/17		DISTR 30 TILE REPLACEMENT/SURV		741-865-6350		182.50	51309	7/11/17
1285-59 2	1	7/11/17		WOLF CREEK SEWER EXT-STAKING		610-818-6407		788.89	51309	7/11/17
12811 37	1	8/08/17		BUILDING INSPECTIONS JUNE 2017		001-170-6490		17043.60	51466	8/08/17
12816 3	1	8/08/17		DESIGN SRVCS-UNDERPASS		340-210-6407		586.66	51466	8/08/17
12835 2	1	8/08/17		ENGINEERING-HERITAGE TILE		741-865-6407		337.50	51466	8/08/17
12838 1	1	8/08/17		ENGINEERING-PARK LAND		341-430-6407		6129.83	51466	8/08/17
1285-063 1	1	8/08/17		ENGINEERING-PROPERTY LINES		001-540-6407		325.67	51466	8/08/17
				MEADOW BRK N PLAT20						
12811 38	1	9/06/17		BUILDING INSPECTIONS-JULY 2017		001-170-6490		35708.80	51593	9/06/17
12816 4	1	9/06/17		DESIGN SRVCS-HWY65 UNDERPASS		340-210-6407		231.82	51593	9/06/17
12828 5	1	9/06/17		WOLF CRK SEWER EXT ENGINEERING		610-818-6407		90.00	51593	9/06/17
12835 3	1	9/06/17		ENGINEERING-HERITAGE TILE		741-865-6407		2250.97	51593	9/06/17
12838 2	1	9/06/17		ENGINEERING-PARK LAND		341-430-6407		2103.17	51593	9/06/17
1284 39	1	9/06/17		ENGINEERING SRVCS		001-540-6407		3802.54	51593	9/06/17
1285-063 2	1	9/06/17		SURVEY PROPERTY LINES-MEADOWBR		001-540-6407		49.50	51593	9/06/17
13829 1	1	9/06/17		ENGINEERING-GRANT ST DITCH		741-865-6407		728.00	51593	9/06/17
12830 4	1	9/19/17		GRANT ST TRAFFIC STUDY		110-210-6407		1006.95	51651	9/19/17
12811 39	1	10/03/17		BUILDING INSPECTIONS AUG2017		001-170-6490		20750.20	51714	10/03/17
12816 5	1	10/03/17		HWY65 UNDERPASS DESIGN		340-210-6407		1036.00	51714	10/03/17
12838 3	1	10/03/17		RECREATION FIELD ENGINEERING		341-430-6407		3377.43	51714	10/03/17
12839 2	1	10/03/17		GRANT ST DITCH IMPROVEMENTS		741-865-6407		6760.00	51714	10/03/17
12811 40	1	11/07/17		BUILDING INSPECTIONS SEPT 2017		001-170-6490		17481.60	51856	11/07/17
12816 6	1	11/07/17		DESIGN SERVICES-UNDERPASS		340-210-6407		1670.80	51856	11/07/17
12835 4	1	11/07/17		HERITAGE PARK-DIST 30 TILE REP		741-865-6407		1577.20	51856	11/07/17
12838 4	1	11/07/17		ENGINEERING FEES-24ACRE GRADIN		341-430-6407		3035.57	51856	11/07/17
12839 3	1	11/07/17		ENGINEERING FEES-GRANTST DITCH		741-865-6407		2212.00	51856	11/07/17
1284 40	1	11/07/17		PLANNING SRVCS-PARK LAYOUT		341-430-6407		6500.00	51856	11/07/17
1284 40	2	11/07/17		ENGINEERING FEES		001-540-6407		943.09	51856	11/07/17
1284 41	1	11/07/17		ENGINEERING FEES		001-540-6407		476.40	51856	11/07/17
12843 1	1	11/07/17		FEMA GRANT ASSISTANCE-CREEK		610-817-6580		1205.40	51856	11/07/17

# ACCOUNTS PAYABLE VENDOR ACTIVITY

INVOICE NO	LN	DATE	PO NO	REFERENCE	TRACK		1099	NET	CHECK	PD DATE
					CD	GL ACCOUNT				
1161 VEENSTRA & KIMM										
2811 41	1	12/05/17		BUILDING INSPECTIONS OCT 2017	001-170-6490			6849.40	51997	12/05/17
2816 7	1	12/05/17		UNDERPASS DESIGN	340-210-6407			592.00	51997	12/05/17
2835 5	1	12/05/17		ENGINEERING SRVC-DIST 30 TILE	741-865-6407			2638.00	51997	12/05/17
2838 5	1	12/05/17		ENGINEERING-PARK GRADING	341-430-6407			1904.00	51997	12/05/17
284 42	1	12/05/17		ENGINEERING-GENERAL MTGS	001-540-6407		N	60.45	51997	12/05/17
2844 1	1	12/05/17		ENGINEERING-HAWTHORN CROSSING	110-210-6407		N	1380.00	51997	12/05/17
2840 1	1	12/19/17		HWY65 UTILITY DESIGN	610-819-6407			1821.19	52116	12/19/17
2840 1	2	12/19/17		HWY65 UTILITY DESIGN	600-811-6781			1116.20	52116	12/19/17
2811 42	1	1/03/18		BUILDING INSPECTIONS NOV 2017	001-170-6490			12564.80	52183	1/03/18
2825 6	1	1/03/18		DIST 30 TILE REPLCMT ENGINEERI	741-865-6407			602.30	52183	1/03/18
2835 6	1	1/03/18		HERITAGE PARK TILE REPLCMT	741-865-6407			460.00	52183	1/03/18
2840 2	1	1/03/18		HWY65 UTILITY EXT ENGINEERING	600-811-6781			1131.13	52183	1/03/18
2840 2	2	1/03/18		HWY65 UTILITY EXT ENGINEERING	610-819-6407			1845.55	52183	1/03/18
2845 1	1	1/03/18		TAP APPLICATION-UNDERPASS	110-210-6407			1332.00	52183	1/03/18
285-065 1	1	1/03/18		WOLF CRK PRELIM PLAT 11,12,13	001-540-6407			120.00	52183	1/03/18
2811 43	1	2/06/18		BUILDING INSPECTIONS DEC 2017	001-170-6490			5660.60	52336	2/06/18
2825 7	1	2/06/18		DIST 30 TILE LINE	741-865-6407			233.73	52336	2/06/18
2840 3	1	2/06/18		HWY65 UTILITY EXT DESIGN	610-819-6407			8238.71	52336	2/06/18
2840 3	2	2/06/18		HWY65 UTILITY EXT DESIGN	600-811-6407			5049.52	52336	2/06/18
285-065 2	1	2/06/18		ENGINEERING-WOLF CRK 11,12,13	001-540-6407			60.00	52336	2/06/18
285-066 1	1	2/06/18		ENGINEERING-COMMERCIAL BUSPARK	001-540-6407			90.00	52336	2/06/18
2847 1	1	2/21/18		DESIGN SERVICES-NW SEWER	610-820-6407			60.00	52381	2/21/18
2811 44	1	3/06/18		BUILDING INSPECTIONS JAN 2018	001-170-6490			3000.00	52450	3/06/18
284 45	1	3/06/18		ENGINEERING SRVCS	001-540-6407			458.85	52450	3/06/18
285-066	1	3/06/18		ENGINEERING-BUSINESS PARK	001-540-6407			166.00	52450	3/06/18
285-067 1	1	3/06/18		ENGINEERING-MORRIS ADDN	001-540-6407			346.00	52450	3/06/18
2840 4	1	3/20/18		ENGINEERING-UTILITY EXT	600-813-6407			5657.06	52503	3/20/18
2840 4	2	3/20/18		ENGINEERING-UTILITY EXT	610-819-6407			8140.64	52503	3/20/18
2811 45	1	4/03/18		BUILDING INSPECTIONS	001-170-6490			3906.80	52557	4/03/18
2825 8	1	4/03/18		ENGINEERING-DIST 30 TILE	741-865-6407			791.80	52557	4/03/18
284 46	1	4/03/18		POST LETTING NEGOTIATIONS	341-430-6407			2591.60	52557	4/03/18
				SOCCER GRADING						
2842 1	1	4/03/18		CONSTRUCTION SRVCS-HWY65 UTILI	600-813-6407			485.44	52557	4/03/18
2842 1	2	4/03/18		CONSTRUCTION SRVCS-HWY65 UTILI	610-819-6407			698.56	52557	4/03/18
2846 2	1	4/03/18		ENGINEERING-SOCCER REBID DESIG	341-430-6407			1323.50	52557	4/03/18
2847 2	1	4/03/18		ENGINEERING-DESIGN NW SEWER	610-820-6407			11183.73	52557	4/03/18
285-066 3	1	4/03/18		ENGINEERING	001-540-6407			30.00	52557	4/03/18
285-068 1	1	4/03/18		ENGINEERING-WOLF CRK PLT11-13	001-540-6407			93.02	52557	4/03/18
2811 46	1	5/08/18		BUILDING INSPECTIONS-MAR 2018	001-170-6490			21308.90	52705	5/08/18
2835 7	1	5/08/18		DIST 30 TILE REPLCMT	741-865-6407			1217.71	52705	5/08/18
284 47	1	5/08/18		INDUSTRIAL TRAFFIC FLOW PLAN	001-520-6580			1531.45	52705	5/08/18
2841 1	1	5/08/18		HWY65 UTILITY EXT-CONNECT FEE	610-819-6407			30.00	52705	5/08/18
2842 2	1	5/08/18		HWY65 UTILITY EXTENSION	600-813-6407			1095.03	52705	5/08/18
				CONSTRUCTION SERVICES						
2842 2	2	5/08/18		HWY65 UTILITY EXTENSION	610-819-6407			1575.77	52705	5/08/18
				CONSTRUCTION SERVICES						
2847 3	1	5/08/18		NW SEWER DESIGN	610-820-6407			13090.49	52705	5/08/18
285-068 2	1	5/08/18		PLAT REVIEW-WOLF CRK 11-13	001-540-6407			150.00	52705	5/08/18
2850 1	1	5/08/18		WOLF CRK SEWER EXT 2	610-818-6407			30.00	52705	5/08/18
2855 1	1	5/08/18		PARKSIDE WATER MAIN EXT-CONNEC	600-814-6407			30.15	52705	5/08/18
2811 47	1	6/05/18		BUILDING INSPECTIONS APR 2018	001-170-6490			47870.20	52849	6/05/18
2825 9	1	6/05/18		DIST 30 TILE REPLCMT	741-865-6407			296.00	52849	6/05/18
2835 8	1	6/05/18		HERITAGE PARK TILE SURVEY	741-865-6407			686.12	52849	6/05/18

# ACCOUNTS PAYABLE VENDOR ACTIVITY

INVOICE NO	LN	DATE	PO NO	REFERENCE	TRACK CD GL ACCOUNT	1099	NET	CHECK	PD DATE
1161 VEENSTRA & KIMM									
2842 3	1	6/05/18		HWY65 UTILITY EXTENSIONS	600-813-6407		674.54	52849	6/05/18
2842 3	2	6/05/18		HWY65 UTILITY EXTENSIONS	610-819-6407		970.66	52849	6/05/18
2846 1	1	6/05/18		BRSC REBID DESIGN	341-430-6407		7602.70	52849	6/05/18
2847 4	1	6/05/18		NW SEWER DESIGN	610-820-6407		20068.53	52849	6/05/18
285-065 3	1	6/05/18		WOLF CREEK PRELIM PLAT11,12,13	001-540-6407		60.60	52849	6/05/18
2850 2	1	6/05/18		WOLF CRK SEWER EXT 2 DESIGN	610-818-6407		11678.83	52849	6/05/18
2852 1	1	6/05/18		LINCOLN RECONSTRUCTION DESIGN	344-210-6407		3456.55	52849	6/05/18
2854 1	1	6/05/18		PARKSIDE WATER EXT DESIGN	600-814-6407		8031.93	52849	6/05/18
284 48	1	6/05/18		INDUSTRIAL FAC TRAFFIC FLOWS ANNEXATION AREAS;LEGAL DESCRIP	001-540-6407		1269.70	52849	6/05/18
VEENSTRA & KIMM							376186.07		
2063 VERSTEEG MARK									
1182017	1	12/05/17		BASKETBALL REFEREE 11/18 4GMS	001-430-6598	M	100.00	51998	12/05/17
2022017	1	12/19/17		BASKETBALL REFEREE 12/2 6GM	001-430-6598	M	150.00	52117	12/19/17
VERSTEEG MARK							250.00		
1679 VISION ELECTRIC									
570	1	1/03/18		REPAIR LIGHT-PAINE HTS LIFT ST	610-816-6350		126.64	52184	1/03/18
953	1	2/05/18		INSTALL BATTERY-SAFE RM	001-430-6310		108.75	52337	2/06/18
VISION ELECTRIC							235.39		
1510 WALDINGER CORP									
846613-1	1	11/07/17		STORM SIREN REPAIR-CEM,LAGOON	001-180-6499		2652.15	51857	11/07/17
80288-1	1	2/21/18		SIREN REPAIR-CEMETERY LIGHTNING STRIKE	001-180-6499		2896.27	52382	2/21/18
WALDINGER CORP							5548.42		
427 WALMART									
753 717	1	7/25/17		DOC FRAMES	001-650-6507		32.28	51396	7/25/17
753 717	2	7/25/17		MEDICATIONS,SUPPLIES	001-160-6507		58.08	51396	7/25/17
753 717	3	7/25/17		DUCT TAPE	001-410-6599		36.57	51396	7/25/17
753 717	4	7/25/17		SUPPLIES	001-410-6506		26.66	51396	7/25/17
753 817	1	9/06/17		SUPPLIES-B SAFE KIDS	001-430-6599		64.95	51594	9/06/17
753 917	1	10/03/17		DVDS	001-410-6502		24.96	51715	10/03/17
753 917	2	10/03/17		SUPPLIES	001-410-6506		6.47	51715	10/03/17
753 917	3	10/03/17		SUPPLIES	001-410-6599		19.72	51715	10/03/17
753 1017	1	11/07/17		MUMS	001-650-6320		11.91	51858	11/07/17
753 1017	2	11/07/17		MUMS	001-410-6310		15.88	51858	11/07/17
753 1017	3	11/07/17		SUPPLIES	001-410-6599		2.00	51858	11/07/17
753 1017	4	11/07/17		SUPPLIES	001-410-6506		8.84	51858	11/07/17
753 1117	1	12/05/17		SPOOKTACULAR SUPPLIES	001-430-6599		77.24	51999	12/05/17
753 1117	2	12/05/17		TREE LIGHTS	001-650-6507		38.94	51999	12/05/17
753 1117	3	12/05/17		HOTDOGS,BUNS,CONDIMENTS	001-410-6599	N	68.13	51999	12/05/17
753 1217	1	1/03/18		SUPPLIES-CHRISTMAS SITTING	001-430-6599		17.90	52185	1/03/18
753 118	1	2/05/18		SUPPLIES	001-410-6506		47.06	52338	2/06/18
753 118	2	2/05/18		SUPPLIES	001-410-6599		9.88	52338	2/06/18
753 218	1	3/06/18		SUPPLIES	001-410-6506		54.12	52451	3/06/18
753 318	1	4/03/18		SUPPLIES-MOTHER/SON DANCE	001-430-6599		34.84	52558	4/03/18

# ACCOUNTS PAYABLE VENDOR ACTIVITY

INVOICE NO	LN	DATE	PO NO	REFERENCE	TRACK		1099	NET	CHECK	PD DATE
					CD	GL ACCOUNT				
				427 WALMART						
9753 518	1	6/05/18		SUPPLIES		001-650-6507		21.52	52850	6/05/18
9753 618	1	6/28/18		SRP SUPPLIES		167-410-6506		619.47	52968	6/28/18
9753 618	2	6/28/18		SUPPLIES		001-410-6506		72.25	52968	6/28/18
9753 618	3	6/28/18		WEED KILLER		001-410-6310		100.41	52968	6/28/18
9753 618	4	6/28/18		SUPPLIES		001-410-6599		27.36	52968	6/28/18
9753 618	5	6/28/18		FISHING DERBY SUPPLIES		001-430-6599		71.14	52968	6/28/18
				WALMART				1568.58		
				1287 WATTS VAULT & MONUMENT						
06082018	1	6/19/18		BRONZE MEMORIAL-AVA'S GARDEN		001-430-6320		500.00	52961	6/19/18
				WATTS VAULT & MONUMENT				500.00		
				2042 WD DOOR						
129568	1	9/19/17		PHOTOEYES INSTALLATION-SHOP		110-210-6310		485.00	51652	9/19/17
				WD DOOR				485.00		
				1919 WEBER CHRIS						
11112017	1	11/21/17		REFEREE 11/11/17 5GMS		001-430-6598	M	125.00	51934	11/21/17
				WEBER CHRIS				125.00		
				2076 WELLMARK						
3530002797	1	1/03/18		HEALTH INS JAN 2018		112-621-6150		4654.41	52187	1/03/18
3530002797	2	1/03/18		HEALTH INS JAN 2018		001-050-2124		2115.34	52187	1/03/18
3530002797	3	1/03/18		HEALTH INS JAN 2018		110-050-2124		408.39	52187	1/03/18
3530002797	4	1/03/18		HEALTH INS JAN 2018		600-050-2124		148.54	52187	1/03/18
3530002797	5	1/03/18		HEALTH INS JAN 2018		610-050-2124		25.56	52187	1/03/18
3530002797	6	1/03/18		HEALTH INS JAN 2018		741-050-2124		68.19	52187	1/03/18
3530002797	7	1/03/18		HEALTH INS JAN 2018		112-430-6150		537.47	52187	1/03/18
3530002797	8	1/03/18		HEALTH INS JAN 2018		112-410-6150		3292.23	52187	1/03/18
3530002797	9	1/03/18		HEALTH INS JAN 2018		112-210-6150		3122.51	52187	1/03/18
3530002797	10	1/03/18		HEALTH INS JAN 2018		600-811-6150		1462.69	52187	1/03/18
3530002797	11	1/03/18		HEALTH INS JAN 2018		610-816-6150		752.16	52187	1/03/18
3530002797	12	1/03/18		HEALTH INS JAN 2018		741-865-6150		629.20	52187	1/03/18
3530002797	13	1/03/18		HEALTH INS JAN 2018		112-170-6150		213.69	52187	1/03/18
3530002797	14	1/03/18		HEALTH INS JAN 2018		112-150-6150		1046.21	52187	1/03/18
3530002797	15	1/03/18		HEALTH INS JAN 2018		112-160-6150		1046.22	52187	1/03/18
110013751	1	2/05/18		HEALTH INS FEB 2018		112-621-6150		4996.32	52340	2/06/18
110013751	2	2/05/18		HEALTH INS FEB 2018		001-050-2124		2200.82	52340	2/06/18
110013751	3	2/05/18		HEALTH INS FEB 2018		110-050-2124		408.39	52340	2/06/18
110013751	4	2/05/18		HEALTH INS FEB 2018		600-050-2124		148.54	52340	2/06/18
110013751	5	2/05/18		HEALTH INS FEB 2018		610-050-2124		25.56	52340	2/06/18
110013751	6	2/05/18		HEALTH INS FEB 2018		741-050-2124		68.19	52340	2/06/18
110013751	7	2/05/18		HEALTH INS FEB 2018		112-430-6150		537.47	52340	2/06/18
110013751	8	2/05/18		HEALTH INS FEB 2018		112-410-6150		3292.23	52340	2/06/18
110013751	9	2/05/18		HEALTH INS FEB 2018		112-210-6150		3122.51	52340	2/06/18
110013751	10	2/05/18		HEALTH INS FEB 2018		600-811-6150		1462.69	52340	2/06/18
110013751	11	2/05/18		HEALTH INS FEB 2018		610-816-6150		752.16	52340	2/06/18
110013751	12	2/05/18		HEALTH INS FEB 2018		741-865-6150		629.20	52340	2/06/18
110013751	13	2/05/18		HEALTH INS FEB 2018		112-170-6150		213.69	52340	2/06/18



7/01/2017 THRU 6/30/2018

INVOICE NO	LN	DATE	PO NO	REFERENCE	TRACK		1099	NET	CHECK	PD DATE
					CD	GL ACCOUNT				
2076 WELLMARK										
0110013751	14	2/05/18		HEALTH INS FEB 2018		112-150-6150		1046.21	52340	2/06/18
0110013751	15	2/05/18		HEALTH INS FEB 2018		112-160-6150		1046.21	52340	2/06/18
0390013917	1	2/21/18		HEALTH INS MARCH 2018		112-621-6150		4996.32	52384	2/21/18
0390013917	2	2/21/18		HEALTH INS MARCH 2018		001-050-2124		2200.82	52384	2/21/18
0390013917	3	2/21/18		HEALTH INS MARCH 2018		110-050-2124		408.39	52384	2/21/18
0390013917	4	2/21/18		HEALTH INS MARCH 2018		600-050-2124		148.54	52384	2/21/18
0390013917	5	2/21/18		HEALTH INS MARCH 2018		610-050-2124		25.56	52384	2/21/18
0390013917	6	2/21/18		HEALTH INS MARCH 2018		741-050-2124		68.19	52384	2/21/18
0390013917	7	2/21/18		HEALTH INS MARCH 2018		112-430-6150		537.47	52384	2/21/18
0390013917	8	2/21/18		HEALTH INS MARCH 2018		112-410-6150		3292.23	52384	2/21/18
0390013917	9	2/21/18		HEALTH INS MARCH 2018		112-210-6150		3122.51	52384	2/21/18
0390013917	10	2/21/18		HEALTH INS MARCH 2018		600-811-6150		1462.69	52384	2/21/18
0390013917	11	2/21/18		HEALTH INS MARCH 2018		610-816-6150		752.16	52384	2/21/18
0390013917	12	2/21/18		HEALTH INS MARCH 2018		741-865-6150		629.20	52384	2/21/18
0390013917	13	2/21/18		HEALTH INS MARCH 2018		112-170-6150		213.69	52384	2/21/18
0390013917	14	2/21/18		HEALTH INS MARCH 2018		112-150-6150		1046.21	52384	2/21/18
0390013917	15	2/21/18		HEALTH INS MARCH 2018		112-160-6150		1046.21	52384	2/21/18
0710048855	1	4/03/18		HEALTH INS APR 2018		112-621-6150		4996.32	52560	4/03/18
0710048855	2	4/03/18		HEALTH INS APR 2018		001-050-2124		2222.22	52560	4/03/18
0710048855	3	4/03/18		HEALTH INS APR 2018		110-050-2124		558.22	52560	4/03/18
0710048855	4	4/03/18		HEALTH INS APR 2018		600-050-2124		169.94	52560	4/03/18
0710048855	5	4/03/18		HEALTH INS APR 2018		610-050-2124		46.96	52560	4/03/18
0710048855	6	4/03/18		HEALTH INS APR 2018		741-050-2124		68.19	52560	4/03/18
0710048855	7	4/03/18		HEALTH INS APR 2018		112-430-6150		712.48	52560	4/03/18
0710048855	8	4/03/18		HEALTH INS APR 2018		112-410-6150		3292.23	52560	4/03/18
0710048855	9	4/03/18		HEALTH INS APR 2018		112-210-6150		4347.58	52560	4/03/18
0710048855	10	4/03/18		HEALTH INS APR 2018		600-811-6150		1637.70	52560	4/03/18
0710048855	11	4/03/18		HEALTH INS APR 2018		610-816-6150		927.17	52560	4/03/18
0710048855	12	4/03/18		HEALTH INS APR 2018		741-865-6150		629.20	52560	4/03/18
0710048855	13	4/03/18		HEALTH INS APR 2018		112-170-6150		213.69	52560	4/03/18
0710048855	14	4/03/18		HEALTH INS APR 2018		112-150-6150		1046.21	52560	4/03/18
0710048855	15	4/03/18		HEALTH INS APR 2018		112-160-6150		1046.22	52560	4/03/18
052018	1	4/17/18		HEALTH INS MAY 2018		112-621-6150		4996.32	52625	4/17/18
052018	2	4/17/18		HEALTH INS MAY 2018		001-050-2124		2211.52	52625	4/17/18
052018	3	4/17/18		HEALTH INS MAY 2018		110-050-2124		483.31	52625	4/17/18
052018	4	4/17/18		HEALTH INS MAY 2018		600-050-2124		159.24	52625	4/17/18
052018	5	4/17/18		HEALTH INS MAY 2018		610-050-2124		36.26	52625	4/17/18
052018	6	4/17/18		HEALTH INS MAY 2018		741-050-2124		68.19	52625	4/17/18
052018	7	4/17/18		HEALTH INS MAY 2018		112-430-6150		624.97	52625	4/17/18
052018	8	4/17/18		HEALTH INS MAY 2018		112-410-6150		3292.23	52625	4/17/18
052018	9	4/17/18		HEALTH INS MAY 2018		112-210-6150		3735.05	52625	4/17/18
052018	10	4/17/18		HEALTH INS MAY 2018		600-811-6150		1550.20	52625	4/17/18
052018	11	4/17/18		HEALTH INS MAY 2018		610-816-6150		839.67	52625	4/17/18
052018	12	4/17/18		HEALTH INS MAY 2018		741-865-6150		629.20	52625	4/17/18
052018	13	4/17/18		HEALTH INS MAY 2018		112-170-6150		213.69	52625	4/17/18
052018	14	4/17/18		HEALTH INS MAY 2018		112-150-6150		1046.21	52625	4/17/18
052018	15	4/17/18		HEALTH INS MAY 2018		112-160-6150		1046.20	52625	4/17/18
181310018254	1	6/05/18		HEALTH INS JUNE 2018		112-621-6150		4996.32	52852	6/05/18
181310018254	2	6/05/18		HEALTH INS JUNE 2018		001-050-2124		113.08	52852	6/05/18
181310018254	3	6/05/18		HEALTH INS JUNE 2018		110-050-2124		483.31	52852	6/05/18
181310018254	4	6/05/18		HEALTH INS JUNE 2018		600-050-2124		159.24	52852	6/05/18
181310018254	5	6/05/18		HEALTH INS JUNE 2018		610-050-2124		36.26	52852	6/05/18
181310018254	6	6/05/18		HEALTH INS JUNE 2018		741-050-2124		68.19	52852	6/05/18

# ACCOUNTS PAYABLE VENDOR ACTIVITY

INVOICE NO	LN	DATE	PO NO	REFERENCE	TRACK		1099	NET	CHECK	PD DATE
					CD	GL ACCOUNT				
2076 WELLMARK										
181310018254	7	6/05/18		HEALTH INS JUNE 2018		112-430-6150		624.97	52852	6/05/18
181310018254	8	6/05/18		HEALTH INS JUNE 2018		112-410-6150		3292.23	52852	6/05/18
181310018254	9	6/05/18		HEALTH INS JUNE 2018		112-210-6150		3735.05	52852	6/05/18
181310018254	10	6/05/18		HEALTH INS JUNE 2018		600-811-6150		1550.20	52852	6/05/18
181310018254	11	6/05/18		HEALTH INS JUNE 2018		610-816-6150		839.67	52852	6/05/18
181310018254	12	6/05/18		HEALTH INS JUNE 2018		741-865-6150		629.20	52852	6/05/18
181310018254	13	6/05/18		HEALTH INS JUNE 2018		112-170-6150		213.69	52852	6/05/18
181310018254	14	6/05/18		HEALTH INS JUNE 2018		112-150-6150		1046.21	52852	6/05/18
181310018254	15	6/05/18		HEALTH INS JUNE 2018		112-160-6150		1046.20	52852	6/05/18
181620065077	1	6/27/18		HEALTH INS JULY 2018		112-621-6150		4996.32	52965	6/27/18
181620065077	2	6/27/18		HEALTH INS JULY 2018		001-050-2124		1162.30	52965	6/27/18
181620065077	3	6/27/18		HEALTH INS JULY 2018		110-050-2124		483.31	52965	6/27/18
181620065077	4	6/27/18		HEALTH INS JULY 2018		600-050-2124		159.24	52965	6/27/18
181620065077	5	6/27/18		HEALTH INS JULY 2018		610-050-2124		36.26	52965	6/27/18
181620065077	6	6/27/18		HEALTH INS JULY 2018		741-050-2124		68.19	52965	6/27/18
181620065077	7	6/27/18		HEALTH INS JULY 2018		112-430-6150		624.97	52965	6/27/18
181620065077	8	6/27/18		HEALTH INS JULY 2018		112-410-6150		3292.23	52965	6/27/18
181620065077	9	6/27/18		HEALTH INS JULY 2018		112-210-6150		3735.05	52965	6/27/18
181620065077	10	6/27/18		HEALTH INS JULY 2018		600-811-6150		1550.20	52965	6/27/18
181620065077	11	6/27/18		HEALTH INS JULY 2018		610-816-6150		839.67	52965	6/27/18
181620065077	12	6/27/18		HEALTH INS JULY 2018		741-865-6150		629.20	52965	6/27/18
181620065077	13	6/27/18		HEALTH INS JULY 2018		112-170-6150		213.69	52965	6/27/18
181620065077	14	6/27/18		HEALTH INS JULY 2018		112-150-6150		1046.21	52965	6/27/18
181620065077	15	6/27/18		HEALTH INS JULY 2018		112-160-6150		1046.20	52965	6/27/18
WELLMARK								140986.64		
833 WELLMARK BLUE CROSS										
17-334	1	1/16/18		REIMB AMBULANCE-SEDGWICK17-334		001-160-6450		705.87	52260	1/16/18
WELLMARK BLUE CROSS								705.87		
1918 WILKINS BRETT										
01202018	1	2/05/18		BASKETBALL REFEREE 1/20 6GM		001-430-6598	M	150.00	52341	2/06/18
WILKINS BRETT								150.00		
433 WILLIAMSONS REPAIR										
41013	1	7/11/17		OIL CHANGE-61134		600-811-6332		20.23	51310	7/11/17
41013	2	7/11/17		OIL CHANGE-61134		610-816-6332		20.22	51310	7/11/17
41031	1	7/11/17		OIL CHANGE-103850		110-210-6332		38.16	51310	7/11/17
41039	1	7/11/17		OIL CHANGE,OIL TUBE REPL-87083		741-865-6332		108.53	51310	7/11/17
41039	2	7/11/17		OIL CHANGE,OIL TUBE REPL-87083		001-430-6332		108.52	51310	7/11/17
41075	1	7/25/17		MOWER TIRES-3		001-430-6350		239.62	51397	7/25/17
41109	1	7/25/17		TIRES-2015 FORD SUPER XL103850		110-210-6332		1078.47	51397	7/25/17
41170	1	8/08/17		REPAIR TRAILER LIGHTS		001-430-6350		366.61	51467	8/08/17
41723	1	11/07/17		TRANSMISSION,DIFFERENTIAL, STEERING FLUID,TRANSFER CASE, OIL CHG,TIRE ROT-2013 F350		110-210-6332		309.15	51859	11/07/17
41723	2	11/07/17		TRANSMISSION,DIFFERENTIAL, STEERING FLUID,TRANSFER CASE, OIL CHG,TIRE ROT-2013 F350		001-430-6332		309.15	51859	11/07/17
41723	3	11/07/17		TRANSMISSION,DIFFERENTIAL,		600-811-6332		309.13	51859	11/07/17

# ACCOUNTS PAYABLE VENDOR ACTIVITY

INVOICE NO	LN	DATE	PO NO	REFERENCE	TRACK		1099	NET	CHECK	PD DATE
					CD	GL ACCOUNT				
				STEERING FLUID,TRANSFER CASE, OIL CHG,TIRE ROT-2013 F350						
41807	1	11/07/17		OIL,FUEL FILTER-2014 SILVERADO		001-150-6332		125.18	51859	11/07/17
41807	2	11/07/17		OIL,FUEL FILTER-2014 SILVERADO		001-160-6332		125.18	51859	11/07/17
41812	1	11/07/17		OIL,FUEL FILTER,WATER PUMP SRV 2006 SILVERADO		001-150-6332		147.65	51859	11/07/17
41812	2	11/07/17		OIL,FUEL FILTER,WATER PUMP SRV 2006 SILVERADO		001-160-6332		147.64	51859	11/07/17
41869	1	11/21/17		FUEL PUMP,AXLE SHAFT SEAL 2012 SILVERADO-87083		001-430-6332		1244.91	51935	11/21/17
41885	1	11/21/17		REPAIR FUEL LEAK-2006 FORDE450		001-160-6332		1183.66	51935	11/21/17
41914	1	11/21/17		REPLC BATTERIES-2014TAHOE87322		001-160-6332		350.18	51935	11/21/17
41944	1	12/05/17		REPLC TORN TURBO BOOT-2006 AMB		001-160-6332	N	778.47	52000	12/05/17
42032	1	12/19/17		REPLC MARKER LIGHTS-4125		001-150-6332		60.63	52118	12/19/17
42033	1	12/19/17		6 TIRES-4181		001-160-6332		1547.07	52118	12/19/17
42219	1	1/16/18		FUEL FREEZE-2014 SILVERADO		001-150-6332		329.40	52261	1/16/18
42314	1	2/05/18		OIL CHANGE-2016 FORD F150		600-811-6332		31.80	52342	2/06/18
42314	2	2/05/18		OIL CHANGE-2016 FORD F150		610-816-6332		31.79	52342	2/06/18
42439	1	2/06/18		OIL CHANGE;AIR FILTER-2015FORD F250 103850		110-210-6332		112.49	52342	2/06/18
42466	1	2/21/18		WIPER BLADES		110-210-6350		26.70	52385	2/21/18
42521	1	2/21/18		AXLE SHAFT REPLCMT-2011 FORD F350 SUPERDUTY 87084		110-210-6332		935.63	52385	2/21/18
42570	1	3/06/18		TIRE REPAIR;OIL CHANGE-210		110-210-6332		68.00	52452	3/06/18
42570	2	3/06/18		TIRE REPAIR;OIL CHANGE-210		001-430-6332		34.00	52452	3/06/18
42570	3	3/06/18		TIRE REPAIR;OIL CHANGE-210		600-811-6332		34.00	52452	3/06/18
42821	1	4/17/18		2 TRAILER TIRES		001-150-6332		328.38	52626	4/17/18
43080	1	5/22/18		TIRE PATCH-61128 2013 F350		110-210-6332		22.00	52786	5/22/18
43121	1	6/05/18		MOWER TIRE REPAIR		001-430-6350		33.66	52853	6/05/18
43178	1	6/05/18		SHIFT REPAIR-2006 AMBULANCE		001-160-6332		124.79	52853	6/05/18
43228	1	6/19/18		OIL CHANGE;FUEL FILTER-2014SIL		001-150-6332		280.50	52962	6/19/18
43235	1	6/19/18		OIL CHANGE-2014 TAHOE		001-160-6332		61.46	52962	6/19/18
43295	1	6/19/18		REPLCE SCAG MOWER WHEEL STUDS		001-430-6350		167.55	52962	6/19/18
43304	1	6/19/18		OIL CHANGE-EQUINOX		001-621-6332		54.39	52962	6/19/18
								-----		
WILLIAMSONS REPAIR								11294.90		
1920 WRIGHT BOB										
12092017	1	12/19/17		BASKETBALL REFEREE 12/9 2GM		001-430-6598	M	50.00	52120	12/19/17
1202018	1	2/05/18		BASKETBALL REFEREE 1/21 6GM		001-430-6598	M	35.00	52343	2/06/18
AMT REMAINING-REGISTRATION										
1212018	1	2/05/18		BASKETBALL REFEREE 1/21 6GM		001-430-6598	M	115.00	52344	2/06/18
								-----		
WRIGHT BOB								200.00		
991 ZIEGLER INC.										
00189968	1	8/22/17		REPAIR CAT 420D-HYDRAULIC HOSE		110-210-6350		476.02	51535	8/22/17
01253868	1	4/17/18		BACKHOE REPAIR		001-430-6350		114.29	52628	4/17/18
01253868	2	4/17/18		BACKHOE REPAIR		110-210-6350		114.29	52628	4/17/18
01253868	3	4/17/18		BACKHOE REPAIR		610-816-6350		114.28	52628	4/17/18
								-----		
ZIEGLER INC.								818.88		
1254 ZOLL MEDICAL										

# ACCOUNTS PAYABLE VENDOR ACTIVITY

INVOICE NO	LN	DATE	PO NO	REFERENCE	TRACK		1099	NET	CHECK	PD DATE
					CD	GL ACCOUNT				
				1254 ZOLL MEDICAL						
90021705	1	12/19/17		MAINTENANCE AGMT-2		001-160-6499		990.00	52121	12/19/17
2642540	1	3/06/18		AED REPAIR		001-160-6499		635.24	52453	3/06/18
				ZOLL MEDICAL				1625.24		
				***** REPORT TOTAL *****				6547807.81		

January 16, 2019

Faller, Kincheloe & Co, PLC  
2721 SW 30th Street  
Des Moines, IA 50321-1409

This representation letter is provided in connection with your audit of the financial statements (financial statements) of the City of Bondurant, as of June 30, 2018, which comprise the respective financial position of governmental activities, the business-type activities, each major fund, and the aggregate remaining fund information as of June 30, 2018, and the respective changes in financial position, and the related notes to the financial statements, for the purpose of expressing opinions as to whether the financial statements are presented fairly, in all material respects, in accordance with the basis of cash receipts and disbursements.

Certain representations in this letter are described as being limited to matters that are material. Items are considered material, regardless of size, if they involve an omission or misstatement of accounting information that, in light of surrounding circumstances, makes it probable that the judgment of a reasonable person relying on the information would be changed or influenced by the omission or misstatement. An omission or misstatement that is monetarily small in amount could be considered material as a result of qualitative factors.

We confirm, to the best of our knowledge and belief, as of January 16, 2019, the following representations made to you during your audit.

**Financial Statements**

1. We have fulfilled our responsibilities, as set out in the terms of the audit engagement letter dated April 30, 2018, including our responsibility for the preparation and fair presentation of the financial statements in accordance with the basis of cash receipts and disbursements and for preparation of the supplementary information in accordance with the applicable criteria.
2. The financial statements referred to above are fairly presented in conformity with the basis of cash receipts and disbursements and include all properly classified funds and other financial information of the primary government and all component units required by generally accepted accounting principles to be included in the financial reporting entity.

3. We acknowledge our responsibility for the design, implementation, and maintenance of internal control relevant to the preparation and fair presentation of financial statements that are free from material misstatement, whether due to fraud or error.
4. We acknowledge our responsibility for the design, implementation and maintenance of internal control to prevent and detect fraud.
5. Significant assumptions we used in making accounting estimates, including those measured at fair value, are reasonable.
6. Related party relationships and transactions, including receipts, disbursements, loans, transfers, leasing arrangements, and guarantees, and amounts receivable from or payable to related parties have been appropriately accounted for and disclosed in accordance with the requirements of the basis of cash receipts and disbursements.
7. Adjustments or disclosures have been made for all events, including instances of noncompliance, subsequent to the date of the financial statements that would require adjustment to or disclosure in the financial statements.
8. The effects of uncorrected misstatements are immaterial, both individually and in the aggregate, to the financial statements as a whole for each opinion unit. A list of uncorrected misstatements is attached to the representation letter.
9. The effects of all known actual or possible litigation, claims, and assessments have been accounted for and disclosed in accordance with the basis of cash receipts and disbursements.
10. Material concentrations have been appropriately disclosed in accordance with the basis of cash receipts and disbursements.
11. Guarantees, whether written or oral, under which the City of Bondurant is contingently liable, if any, have been properly recorded or disclosed.

#### **Information Provided**

12. We have provided you with:
  - a. Access to all information, of which we are aware, that is relevant to the preparation and fair presentation of the financial statements, such as records, documentation, and other matters.
  - b. Additional information that you have requested from us for the purpose of the audit.
  - c. Unrestricted access to persons with the entity from whom you determined is necessary to obtain audit evidence.
  - d. Minutes of the meetings of the City of Bondurant or summaries of actions of recent meetings for which minutes have not yet been prepared.
13. All material transactions have been recorded in the accounting records and are reflected in the financial statements.

14. We have disclosed to you the results of our assessment of the risk that the financial statements may be materially misstated as a result of fraud.
15. We have no knowledge of any fraud or suspected fraud that affects the entity and involves:
  - a. Management,
  - b. Employees who have significant roles in internal control, or
  - c. Others where the fraud could have a material effect on the financial statements.
16. We have no knowledge of any allegations of fraud or suspected fraud affecting the entity's financial statements communicated by employees, former employees, regulators, or others.
17. We have no knowledge of instances of noncompliance or suspected noncompliance with provisions of laws, regulations, contracts, or grant agreements, or abuse, whose effects should be considered when preparing the financial statements.
18. We have disclosed to you all known actual or possible litigation, claims, and assessments whose effects should be considered when preparing the financial statements.
19. We have disclosed to you the identity of the entity's related parties and all the related party relationships and transactions of which we are aware.

**Government – specific**

20. There have been no communications from regulatory agencies concerning noncompliance with, or deficiencies in, financial reporting practices.
21. We have taken timely and appropriate steps to remedy fraud, violations of laws, regulations, contracts, or grant agreements, or abuse that you have reported to us.
22. We have a process to track the status of audit findings and recommendations.
23. We have identified to you any previous audits, attestation engagements, and other studies related to the audit objectives and whether related recommendations have been implemented.
24. We have provided our views on reported findings, conclusions, and recommendations, as well as our planned corrective actions, for the report.
25. The City of Bondurant has no plans or intentions that may materially affect the carrying value or classification of assets, liabilities, or equity.
26. We are responsible for compliance with the laws, regulations, and provisions of contracts and grant agreements applicable to us, including tax or debt limits and debt contracts, and legal and contractual provisions for reporting specific activities in separate funds.

27. We have identified and disclosed to you all instances that have occurred or are likely to have occurred, of fraud and noncompliance with provisions of laws and regulations that we believe have a material effect on the financial statements or other financial data significant to the audit objectives, and any other instances that warrant the attention of those charged with governance.
28. We have identified and disclosed to you all instances, which have occurred or are likely to have occurred, of noncompliance with provisions of contracts and grant agreements that we believe have a material effect on the determination of financial statement amounts or other financial data significant to the audit objectives.
29. We have identified and disclosed to you all instances that have occurred or are likely to have occurred, of abuse that could be quantitatively or qualitatively material to the financial statements or other financial data significant to the audit objectives.
30. There are no violations or possible violations of budget ordinances, laws and regulations (including those pertaining to adopting, approving, and amending budgets), provisions of contracts and grant agreements, tax or debt limits, and any related debt covenants whose effects should be considered for disclosure in the financial statements, or as a basis for recording a loss contingency, or for reporting on noncompliance.
31. As part of your audit, you assisted with preparation of the financial statements and related notes. We acknowledge our responsibility as it relates to those nonaudit services, including that we assume all management responsibilities; oversee the services by designating an individual, preferably within senior management, who possesses suitable skill, knowledge, or experience; evaluate the adequacy and results of the services performed; and accept responsibility for the results of the services. We have reviewed, approved, and accepted responsibility for those financial statements and related notes.
32. The City of Bondurant has satisfactory title to all owned assets, and there are no liens or encumbrances on such assets nor has any asset been pledged as collateral.
33. The City of Bondurant has complied with all aspects of contractual agreements that would have a material effect on the financial statements in the event of noncompliance.
34. The financial statements include all component units as well as joint ventures with an equity interest, and properly disclose all other joint ventures and other related organizations.
35. The financial statements properly classify all funds and activities in accordance with GASB Statement No. 34.
36. All funds that meet the quantitative criteria in GASBS Nos. 34 and 37 for presentation as major are identified and presented as such and all other funds that are presented as major are particularly important to financial statement users.
37. Components of net position (net investment in capital assets; restricted; and unrestricted) and classifications of fund balance (nonspendable, restricted, committed, assigned, and unassigned) are properly classified and, if applicable, approved.



38. Investments, derivative instruments, and land and other real estate held by endowments are properly valued.
39. Disbursements have been appropriately classified in or allocated to functions and programs in the cash basis statement of activities and net position, and allocations have been made on a reasonable basis.
40. Receipts are appropriately classified in the cash basis statement of activities and net position within program revenues, general revenues, contributions to term or permanent endowments, or contributions to permanent fund principal.
41. Interfund, internal, and intra-entity activity and balances have been appropriately classified and reported.
42. Deposits and investment securities and derivative instruments are properly classified as to risk and are properly disclosed.
43. We have appropriately disclosed the City of Bondurant's policy regarding whether to first apply restricted or unrestricted resources when an expense is incurred for purposes for which both restricted and unrestricted net position is available and have determined that net position is properly recognized under the policy.
44. We are following our established accounting policy regarding which resources (that is, restricted, committed, assigned, or unassigned) are considered to be spent first for expenditures for which more than one resource classification is available. That policy determines the fund balance classifications for financial reporting purposes.
45. With respect to the supplementary information in Schedules 1-4 on which an in-relation-to opinion is issued.
- a. We acknowledge our responsibility for presenting the supplementary information in Schedules 1-4, in accordance with the basis of cash receipts and disbursements, and we believe the supplementary information in Schedules 1-4, including its form and content, is fairly presented in accordance with the basis of cash receipts and disbursements. The methods of measurement and presentation of the supplementary information in schedules 1-4 have not changed from those used in the prior period, and we have disclosed to you any significant assumptions or interpretations underlying the measurement and presentation of the supplementary information.
- b. If the supplementary information in Schedules 1-4 is not presented with the audited financial statements, we will make the audited financial statements readily available to the intended users of the supplementary information no later than the date we issue the supplementary information and the auditor's report thereon.

Signed: \_\_\_\_\_

Title: \_\_\_\_\_

Signed: \_\_\_\_\_

Title: \_\_\_\_\_

Finance Director

City Administrator